

2008 MEDIA GUIDE

CLEVELAND BROWNS



THE NAME ON THE DOOR IS CLEVELAND

CLEVELAND BROWNS 2008 MEDIA GUIDE

2008 CLEVELAND BROWNS PRESEASON SCHEDULE

DATE	OPPONENT	TIME	NETWORK
THUR., AUG. 7	NEW YORK JETS	7:30 p.m. ##	(WKYC TV-3)
Mon., Aug. 18	at New York Giants	8:00 p.m.	(ESPN)
Sat., Aug. 23	at Detroit Lions	4:00 p.m. ##	(WKYC TV-3)
THUR., AUG. 28	CHICAGO BEARS	7:30 p.m. ##	(WKYC TV-3)

HOME GAMES. All times Eastern.

##Preseason games televised by WKYC TV-3 (NBC) and broadcast in high definition.

All preseason games will be broadcast on the Cleveland Browns Radio Network (WMMS 100.7 FM).

2008 CLEVELAND BROWNS REGULAR SEASON SCHEDULE

DATE	OPPONENT	TIME	NETWORK
SUN., SEPT. 7	DALLAS COWBOYS	4:15 p.m.	(FOX)
SUN., SEPT. 14	PITTSBURGH STEELERS	8:15 p.m.	(NBC)
Sun., Sept. 21	at Baltimore Ravens	4:15 p.m.	(CBS)
Sun., Sept. 28	at Cincinnati Bengals	1:00 p.m.	(CBS)
Sun., Oct. 5	Bye Week		
MON., OCT. 13	NEW YORK GIANTS	8:30 p.m.	(ESPN)
Sun., Oct. 19	at Washington Redskins	4:15 p.m.	(CBS)
Sun., Oct. 26	at Jacksonville Jaguars	4:05 p.m.	(CBS)
SUN., NOV. 2	BALTIMORE RAVENS	1:00 p.m.	(CBS)
THUR., NOV. 6	DENVER BRONCOS	8:15 p.m.	(NFL NETWORK)
Mon., Nov. 17	at Buffalo Bills	8:30 p.m.	(ESPN)
SUN., NOV. 23	HOUSTON TEXANS	1:00 p.m.	(CBS) *
SUN., NOV. 30	INDIANAPOLIS COLTS	1:00 p.m.	(CBS) *
Sun., Dec. 7	at Tennessee Titans	1:00 p.m.	(CBS) *
Mon., Dec. 15	at Philadelphia Eagles	8:30 p.m.	(ESPN)
SUN., DEC. 21	CINCINNATI BENGALS	1:00 p.m.	(CBS) *
Sun., Dec. 28	at Pittsburgh Steelers	1:00 p.m.	(CBS) *

* Beginning Week 11, the NFL will move to a 'flexible' schedule, as games are subject to the possible change from a Sunday afternoon kickoff to a Sunday night prime time viewing.

HOME GAMES. All times Eastern.

TEAM INFORMATION

CLEVELAND BROWNS TRAINING AND ADMINISTRATIVE COMPLEX

76 Lou Groza Boulevard
Berea, Ohio 44017
(440) 891-5000

CLEVELAND BROWNS STADIUM

100 Alfred Lerner Way
Cleveland, Ohio 44114
(440) 891-5001

CLEVELAND BROWNS TICKET OFFICE

100 Alfred Lerner Way
Cleveland, Ohio 44114
(440) 891-5050
(888) 891-1999 (toll free)

CLEVELAND BROWNS TEAM SHOP

(440) 824-3427
(877) 746-8326 (toll free)

GRIDIRON GRILLE AT CLEVELAND BROWNS STADIUM

(440) 824-3436

CLEVELAND BROWNS STADIUM TOURS

(440) 824-3361

TICKET SALES

(440) 824-3434

FAN SQUAD


(440) 824-6284



ALFRED LERNER

1933-2002

NEVER FORGOTTEN. ALWAYS WITH US.



ORGANIZATION

Phil Savage	4
Mike Keenan	5
Romeo Crennel	6
Coaching Staff	8
Player Personnel	22
Scouts	23
Football Support Staff	26
Staff Directory	30

PLAYERS

Veterans	34
2008 Draft Choices	166
Rookie Free Agents	170
Alphabetical Roster	174
Numerical Roster	176
2008 Transactions	177

2007 REVIEW

Final NFL Standings	180
Results & Usual Starting Lineups	181
Final Statistics	182
Participation Chart	184
Starting Lineups	185
Turnover Table	185
Offensive Statistics	185
Defensive Statistics	186
Team Superlatives	186
Individual Single-Game Highs	187
Longest Drives	187
Week-By-Week Summaries	188

HISTORY

Team History	224
Hall of Fame	227
All-League Selections	231
Pro Bowl Selections	231
Cleveland Browns Award Winners (Since 1999)	232
All-Time Roster	233
Jersey Numbers	242
Retired Uniform Numbers	249
Head Coaches' Records	250
Assistant Coaches (1946-95, 1999-2007)	250
Draft Choices	251
Draft Choices by College	260
1999 Expansion Draft	260

NATE WALLACH/CLEVELAND BROWNS EDUCATION FUND

Each year the Cleveland Browns donate a portion of the proceeds from the sale of the media guide to the Nate Wallach/Cleveland Browns Education Fund at Cleveland State University. In 1981, the Cleveland Browns established a scholarship fund in honor of the Northeast Ohio media. Through annual gifts of \$4,000 beginning in 1984, the Browns supported scholarships for CSU students interested in sports media relations. Nate Wallach, a former PR director of the Browns, was widely viewed as a pioneer in the field of NFL media relations and genuinely revered by his NFL PR colleagues as well as the working sports media. Following Wallach's passing on Jan. 16, 1984, the Browns asked that the CSU fund be named in honor of Nate Wallach. Today, the fund provides annual scholarship support for student interns in CSU's Sports Information department.

Free Agency (1993-95, 1999-2008)	261
"Plan B" Free Agents (1989-92)	262
Trade History (1999-2008)	263
Browns vs. NFL Teams	264
Ranking by Yards (Since 1971)	272
Browns in Overtime	273
Shutouts	274
Browns on Primetime	275

YEAR-BY-YEAR

Preseason Results	278
Regular Season Results	281
Results (1946-2007)	338
Playoff Results	339
All-Time Attendance	371

RECORDS

Career Top 10	374
Top 10 Seasons	376
Top 10 Game Performances	377
Longest Plays	378
Individual Records	380
Team Records	392
Team Playoff Records	401
Individual Career Playoff Records	405
Individual Single-Game Playoff Records	407
Rookie Records	411
Opponents' Single-Game Records	414
Seasonal Leaders	416
100-Yard Rushing Games	425
100-Yard Receiving Games, 100-Yard Rushing Games, 300-Yard Passing Games	428
300-Yard Passing Games	429
100-Yard Receiving Games	430
The Last Time	433

EXTRA POINTS

Cleveland Browns Stadium	434
Training and Administrative Complex	435
Dino Lucarelli Media Center	435
Browns Backers Worldwide	436
Community Relations	438
Cleveland Browns Legends	439
Cleveland Browns Radio Network	440
Cleveland Browns Scheduling Formula	441
2008 NFL Schedule	441
Cleveland Browns Media Guidelines	444

CLEVELAND BROWNS 2008 MEDIA GUIDE CREDITS

Editor: Ken Mather


Associate Editors: Bill Bonsiewicz, Amy Palcic

Assistance: Dino Lucarelli, Noah Wolf, Matt Whewell, Dan Murphy, Tyler Graham

Layout, Design and Printing: Herald Printing

Photography: John H. Reid III, Tony Tomsic, Mort Tucker Photography, Cleveland Browns/NFL Photography Archives, Phil Masturzo/Akron Beacon Journal, waynepaulo.com





THE NAME ON THE DOOR IS CLEVELAND

DEREK ANDERSON





PHIL SAVAGE

SENIOR VICE PRESIDENT & GENERAL MANAGER

Phil Savage was rewarded with a three-year contract extension (thru 2012) on May 2, 2008, following an exciting 2007 season that witnessed the Browns improve to a 10-6 record, including a franchise best seven consecutive home wins, and six Browns selected to the Pro Bowl. The 2007 team ranked eighth overall in offense and scoring, as the Browns scored 402 points and totaled 5,621 net yards of offense, as both rank third best in franchise history.

Savage was named Senior Vice President and General Manager on Jan. 6, 2005. Savage, an 18-year veteran of the NFL, is known throughout the NFL as one of the league's top talent evaluators. Savage implements the organizational strategy for football operations and is responsible for all pro and college personnel acquisitions. Savage works directly with Head Coach Romeo Crennel in determining goals and needs for the team and arranging financial guidelines and parameters for contract negotiations and budgets.

Since their arrival, Savage and Crennel have re-tooled the Browns' roster through a combination of the college draft, free agency, trades and waiver claims. In four drafts, the Browns have selected two Pro Bowl players (WR Braylon Edwards and OT Joe Thomas), signed a college free agent who became a Pro Bowl kick returner (Joshua Cribbs) and added six additional starters to the squad (FS Brodney Pool, OLB Kamerion Wimbley, ILB D'Qwell Jackson, FB Lawrence Vickers, DB Eric Wright and DB Brandon McDonald). Savage, who spent nine years with the Baltimore Ravens (1996-04) as the Director of College Scouting and then Director of Player Personnel under GM Ozzie Newsome, has now been associated with 10 first round draft choices (out of 15 career picks) being chosen for the Pro Bowl.

In free agency, the Browns have been very aggressive since 2005 by adding a number of players each of the past four off-seasons. Savage and Crennel have signed the following players who will be major contributors in 2008: DB Terry Cousin (Jacksonville), OG Rex Hadnot (Miami), WR Joe Jurevicius (Seattle), RB Jamal Lewis (Baltimore), OLB Willie McGinest (New England), OLB Antwan Peek (Houston), OT Kevin Shaffer (Atlanta), DL Robaire Smith (Tennessee), DL Shaun Smith (Cincinnati), WR Donte' Stallworth (New England), OG Eric Steinbach (Cincinnati) and P Dave Zastudil (Baltimore).

During Savage's tenure in Cleveland, the Browns have been one of the most active teams in terms of the trade market. This past spring, Savage and Crennel orchestrated two trades that should help secure the defensive line in 2008 by acquiring DL Shaun Rogers (Detroit) and DL Corey Williams (Green Bay). Also, C Hank Fraley (Philadelphia) has started 32 consecutive games since being obtained in a September 2006 trade.

In addition, Pro Bowl QB Derek Anderson (Baltimore) and DB Daven Holly (Chicago) were waiver claim additions to the roster. In the meantime, the Browns have retained the services of the following key players on the team: ILB Andra Davis, K Phil Dawson, TE Steve Heiden, SS Sean Jones, Pro Bowl LS Ryan Pontbriand, OT Ryan Tucker and Pro Bowl TE Kellen Winslow.

Savage spent the first seven years of his career in the coaching ranks. In 1987, he joined Bill Curry's staff at the University of Alabama as a graduate assistant. In 1988-89, he coached the tight ends before following offensive coordinator Homer Smith to UCLA in a similar capacity. Savage was hired by Mike Riley as running backs/tight ends coach for the San Antonio Riders of the World League. One month passed before the Cleveland Browns called and Savage left for Cleveland to become part of Bill Belichick's first coaching staff in the spring of 1991. For the next three seasons, Savage worked under then-defensive coordinator Nick Saban. During that time, Savage assisted with the defensive backs, analyzed opponent tapes, compiled scouting reports and in his first exposure to scouting, conducted campus workouts in preparation for the college draft.

In 1994, Savage moved to the player personnel side of the business full-time as an area scout on the West Coast and was elevated to national scout for the 1995 season. When the franchise moved to Baltimore in 1996, he became the director of college scouting, a post he held for seven years before being promoted to director of player personnel prior to the 2003 NFL Draft.

Phil enjoys working on two football-related projects, Camp Savage and Winners Influence. In the summer of 2008, he conducted his 18th annual skills camp for high school quarterbacks and receivers in his hometown of Mobile, Ala. Over 1,300 athletes have participated over the years and many have continued their careers at the college level, including former LSU standout and the first overall selection in the 2007 NFL Draft, QB JaMarcus Russell and current West Virginia signal caller, Pat White. Phil and his brother, Joe, have partnered together in organizing Winners Influence. Their idea is to 'influence the influencers' across the nation by ministering to NFL coaches and scouts, business leaders and pastors. Phil has shared his Christian testimony with over 100 audiences from coast-to-coast.

Savage attended Murphy High School in Mobile before playing football and baseball at the University of the South (Sewanee, Tenn.). He earned a B.A. in English and was a three-time All-Conference shortstop in baseball. He received a Master's degree in physical education from the University of Alabama in 1989. Savage's wife Dorothy is an accomplished theatrical actress. Savage was born April 7, 1965 in Mobile, Ala.



MIKE KEENAN

PRESIDENT

Michael J. Keenan was promoted to club President in May 2008.

As President, Keenan is responsible for the business operations of the club. Since his arrival, Keenan has overseen the development of new television and radio broadcast deals, restructured the club's sales and marketing departments and has represented the team on league affairs. Keenan has also worked hand-in-hand with football operations on numerous contract negotiations, as well as salary cap matters.

"Mike has worked extremely hard in strengthening the Browns business operations and has been a valuable resource in dealing with the league office," said Phil Savage, the Browns Sr. VP and General Manager of Football Operations. "We have an excellent working relationship and both of us, along with Romeo Crennel, are committed to helping this organization reach its full potential and win as many games as possible in the future."

Keenan joined the Browns in January 2006. Prior to his promotion to President, he served the organization in several different capacities including most recently Senior Vice President of Business Operations.

Prior to joining the Browns, Keenan served as the Senior Director of Labor Finance on the NFL Management Council. He represented NFL teams in labor relations matters with the NFL Players Association, including administration of \$3.3 billion in League-wide player salaries and benefits. Keenan was also the primary financial representative within the NFL Management Council for all financial and accounting matters.

In addition, Keenan served on the League's Collective Bargaining Agreement negotiation team, the Settlement Agreement Salary Cap Review Committee, and participated in four extensions of the League's Collective Bargaining Agreement. He also worked with the NFL Management Council Executive Committee (a group of eight owners) and the NFL's Finance Committee on stadium financing and lease matters.

A Certified Public Accountant, Keenan is a graduate of Boston College. He serves as a board member of The Leukemia & Lymphoma Society, Northern Ohio Chapter and the American Red Cross, Greater Cleveland Chapter, as well as a member of the Rock and Roll Hall of Fame and Museum.

Keenan and his wife, Melissa, have two children, Samantha and Zachary.





ROMEO CRENNEL

HEAD COACH

YEAR WITH BROWNS (Head Coach): 4TH

YEAR IN NFL: 28TH

Romeo Crennel is entering his fourth season as Head Coach and was rewarded with a two-year contract extension (thru 2011) on Jan. 29, 2008. Crennel led the Browns to 10-6 record in 2007, including a franchise-best seven consecutive home wins, and witnessed six Browns selected to the Pro Bowl. Crennel's offense developed into a highly productive unit and ranked eighth in the NFL in offense (5,621 net yards) and scoring (402 points). The output of net yards and scoring also ranked third best in franchise history.

Crennel was named head coach of the Cleveland Browns on Feb. 8, 2005, the 11th full-time head coach in franchise history. Crennel returned to Cleveland in 2005, after serving as the Browns defensive coordinator in 2000, and along with Phil Savage helped rebuild the football operations. Crennel previously led the Browns to a respectable 6-10 record in his first year as a head coach and added a 4-12 mark in 2006. His resume includes 38 years of coaching experience, including 27 years in the NFL.

Crennel and Savage made plans for the upcoming 2008 season and were aggressive in free agency by resigning QB Derek Anderson and RB Jamal Lewis. They also signed WR Donte' Stallworth (New England) and OL Rex Hadnot (Miami) to provide depth at both the wide receiver and offensive line positions respectfully, and addressed the defensive line by acquiring Corey Williams (Green Bay) and Shaun Rogers (Detroit) via trade. With the 2008 NFL Draft, Crennel and Savage moved up in the fourth round to select LB Beau Bell (UNLV) and TE Martin Rucker (Missouri).

In 2007, Crennel and Savage addressed several offensive needs by signing LG Eric Steinbach (Cincinnati), RG Seth McKinney (Miami) and RB Jamal Lewis (Baltimore). Defensively, they added veteran depth by signing DE Robaire Smith (Tennessee), DT Shaun Smith (Cincinnati) and LB Antwan Peek (Houston). With the 2007 NFL Draft, Crennel and Savage orchestrated the draft by adding seven selections, including landing three heralded selections on the first day—OT Joe Thomas (Wisconsin) with the third overall selection, and traded up to select QB Brady Quinn (Notre Dame) with the 22nd selection, and DB Eric Wright (UNLV) in the second round.

In 2006, Crennel's relationship with 12-year veteran LB Willie McGinest (New England) was a key component in bringing him to Cleveland. In addition, the Browns added TE Darnell Dinkins (Baltimore), WR Joe Jurevicius (Seattle), OL Kevin Shaffer (Atlanta) and P Dave Zastudil (Baltimore) in free agency. With the 2006 NFL Draft, ten draft selections were added including LB Kameron Wimbley (Florida State) with the 13th selection and LB D'Qwell Jackson (Maryland) in the second round.

In 2005, Crennel brought a 3-4 defensive scheme to Cleveland and witnessed his defense T-16th in defense (316.8 ypg) and ranked fourth in the NFL in pass defense (179.2 ypg). Crennel and Savage used draft choices to bring an infusion of youth to the roster, including first round selection WR Braylon Edwards and second round pick S Brodney Pool.

Prior to joining the Browns, Crennel was widely recognized as one of the top assistant coaches in the NFL. He crafted the defense for the New England Patriots and helped the Patriots win three Super Bowls (2001, 2003-04). Crennel's defense played an integral role in the Patriots' 24-21 win over the Philadelphia Eagles in Super Bowl XXXIX, as the defense forced four turnovers, put pressure on Eagles QB Donovan McNabb with four sacks and limited the Eagles running game to 45 net yards rushing.

In the 2004 postseason, New England allowed only 51 points (17 points per game) in three postseason games, including a 20-3 win over Indianapolis in an AFC Divisional Playoff game, a 41-27 win at Pittsburgh in the AFC Championship Game and the 24-21 win over Philadelphia in Super Bowl XXXIX. In New England's AFC Divisional Playoff victory over Indianapolis, the Patriots did not allow the Colts in the end zone during their 20-3 victory, marking the first time in NFL history that a team led the league in scoring during the regular season and did not score a touchdown in a playoff game.

During the 2004 regular season, the Patriots ranked ninth in the NFL in total defense (310.8 ypg), sixth in run defense (98.3 ypg) and 17th in pass defense (212.5 ypg). Crennel's defensive unit was tied for third in the NFL with 45 sacks, tied for second with 260 points allowed (16.3 ppg) on the year, allowed nine rushing TDs on the season and ranked third in the AFC in red zone defense (40.8%). The defense recorded this feat using 10 different starting lineups.

In 2003, he was recognized by the Pro Football Writers of America as the NFL's Assistant Coach of the Year. The New England defense was among the best units in NFL history, propelling the Patriots to a 15-game winning streak that culminated with a 32-29 victory over Carolina in Super Bowl XXXVIII. New England allowed a league-low and franchise-record 14.9 points per game, while also leading the league with 29 interceptions. The dominance of the defense was evident by the team's three shutouts, equaling the franchise shutout total from the previous 17 seasons combined. The Patriots defense was at its best at home, where it allowed only 9.6 points per game and surrendered just four touchdowns in the regular season. During one stretch, the Patriots did not allow a touchdown on 62 consecutive opponents' possessions at home, a streak that spanned more than five games of clock time. New England was the first team in 65 years to keep its opponent out of the end zone in four consecutive home games in a season. The Patriots defense provided some potent offense of its own, leading the NFL with six defensive touchdowns, including five interceptions returned for scores, tying a team record.

Crennel returned to the New England Patriots when he was named the defensive coordinator on Bill Belichick's staff on Feb. 1, 2001. In 2001, the defense played an integral role in propelling the Patriots to a season-ending win streak to claim the first Super Bowl title for the franchise. The 2001 Patriots surrendered just 272 points (17.0 ppg), ranking sixth in the league for fewest points allowed. In its last five regular season games, the defense surrendered just seven field goals and one touchdown. The Patriots won all five of those games and qualified for the playoffs for the first time in three years.

Crennel was reunited with Belichick in 2001 as the two coaches began coaching together as assistants on Ray

ROMEO CRENNEL CONTINUED...

Perkins' staff for the New York Giants in 1981. The 2004 season marked the 18th campaign for Crennel and Belichick together, during which time they have earned five Super Bowl titles, six conference titles and eight division titles. While with the Patriots, Crennel and Belichick have contributed to victories in Super Bowls XXXVI, XXXVIII and XXXIX, in addition to New England's AFC title in 1996.

The Patriots defense created opportunities for the offense in 2001 by recording 22 interceptions (second in the AFC, sixth in the NFL), 12 more than they had in 2000. Five of those interceptions were returned for touchdowns, setting a single-season franchise record. In the playoffs, DB Ty Law added another interception, which he returned 47 yards for a touchdown in the 20-17 victory over the St. Louis Rams in Super Bowl XXXVI.

Crennel, who was the defensive line coach for the Patriots from 1993 to 1996, spent three seasons with the New York Jets (1997-99) and a season as the defensive coordinator with the Cleveland Browns (2000). During his season in Cleveland, the Browns recorded 42 sacks, a 17-sack improvement from the 1999 season.

In his three seasons as Jets' defensive line coach, the New York defense was among the best in the NFL, never allowing more than 20 points per game for a season. In 1997, he successfully incorporated a rotation of six new defensive linemen on a unit that allowed just 287 total points (17.9 ppg), second in the AFC and sixth in the NFL. The following season, he added four new linemen to his rotation and the formula contributed to be an improvement from the year before as the defense allowed just 16.6 points per game, finishing second in the league.

His first tenure in New England was a four-year assignment as Bill Parcells' defensive line coach, beginning in 1993 and ending with an AFC Championship and Super Bowl XXXI appearance in January of 1997. In 1994, the Patriots qualified for the playoffs for the first time in eight years after winning their last seven games of the regular season. The defense allowed just 13.3 points per game during that seven-game stretch. In 1996, the Patriots defense allowed just 12.8 points per game in the final five contests of the regular season to propel the team back to the playoffs.

Crennel began his professional coaching career in 1981 as a special assignments/special teams/defensive assistant coach with the New York Giants. He became the special teams coach in 1983 and was assigned the defensive line position in 1990, a position he coached for 14 seasons. In 12 seasons in New York (1981-92), the Giants qualified for the playoffs six times, won three division titles and two Super Bowl championships. In his first season in New York, the Giants qualified for the playoffs for the first time since 1963.

His first Super Bowl championship with the Giants staff was following the 1986 season as special teams coach and a 39-20 win over Denver in Super Bowl XXI. The Giants also won Super Bowl XXV, 20-19, over Buffalo as Crennel served as defensive line coach.

He began his coaching career as a graduate assistant at his alma mater, Western Kentucky, in 1970. He was named defensive line coach the following season in 1971. In 1975, he started a three-year tenure at Texas Tech as a defensive assistant on Parcells' defensive staff. In 1978, he was named the defensive ends coach at Mississippi. After two seasons at Ole Miss, he accepted a position at Georgia Tech in 1980, where he spent his final season in the collegiate ranks before being hired by the Giants in 1981.

Crennel was a four-year starter (1966-69) as a defensive lineman at Western Kentucky. After three seasons as one of the Hilltoppers' top tacklers, he was elected team captain as a senior. When the Western Kentucky offense struggled early in the season, Crennel willingly gave up what would have been a sure shot at all-conference honors as a defensive lineman to fill in at offensive tackle. The move helped solidify the offensive line and earned Crennel team MVP honors.

Crennel is a native of Lynchburg, Va. He was a high school standout at both Fort Knox (Ky.) High and Central High (Amherst, Va.). He earned his bachelor's degree in physical education from Western Kentucky, and then earned his Master's degree while serving as a graduate assistant for the school in 1970. His brother, Carl, played linebacker for the Pittsburgh Steelers in 1970 and played in the CFL from 1971-81 for five different teams. Romeo and his wife, Rosemary, have three daughters, Lisa Tulley, Tiffany Stokes and Kristin Cullinane.

COACHING BACKGROUND

1970	Western Kentucky University, graduate assistant
1971-74	Western Kentucky University, defensive line coach
1975-77	Texas Tech University, defensive assistant
1978-79	University of Mississippi, defensive ends coach
1980	Georgia Tech, defensive line coach
1981-82	New York Giants, special teams/defensive assistant coach
1983-89	New York Giants, special teams coach
1990-92	New York Giants, defensive line coach
1993-96	New England Patriots, defensive line coach
1997-99	New York Jets, defensive line coach
2000	Cleveland Browns, defensive coordinator/defensive line coach
2001	New England Patriots, defensive coordinator
2002-03	New England Patriots, defensive coordinator/defensive line coach
2004	New England Patriots, defensive coordinator
2005-08	Cleveland Browns, head coach

SUPER BOWL SUCCESS

Crennel has appeared in six Super Bowls during his 27 years of coaching in the NFL, including five Super Bowl rings.

SEASON	SUPER BOWL	OUTCOME	TEAM, COACHING POSITION
1986	XXI	39-20 win	New York Giants, special teams
1990	XXV	20-17 win	New York Giants, defensive line coach
1996	XXXI	35-21 loss	New England Patriots, defensive line coach
2001	XXXVI	20-17 win	New England Patriots, defensive coordinator
2003	XXXVIII	32-29 win	New England Patriots, defensive coordinator
2004	XXXIX	24-21 win	New England Patriots, defensive coordinator





DAVE ATKINS

SENIOR OFFENSIVE ASSISTANT COACH

YEAR WITH BROWNS: 4TH

YEAR IN NFL: 23RD

Dave Atkins is entering his fourth season with the Browns, including his second campaign as senior offensive assistant coach after serving the previous two seasons as running backs coach. In 2005, Atkins helped Reuben Droughns set a franchise record with 309 carries in a season and rush for 1,232 yards, becoming the first Browns RB to top the

1,000-yard mark since 1985.

Atkins spent the previous five seasons (2000-04) as the New Orleans Saints running backs coach and brings 22 years of NFL coaching experience to the Browns along with stops in Philadelphia, New England, Arizona, Minnesota and New Orleans.

Atkins' impact on the Saints running game from 2000-04 was evident with the Saints featuring a 1,000 yard runner in five consecutive seasons, establishing a franchise record, and erasing a ten-year void of not having a 1,000-yard rusher dating back to the 1990 season.

In 2004, Atkins worked with RB Deuce McAllister, who rushed for 1,074 yards. In 2003, McAllister was voted to the Pro Bowl for the second-consecutive season, and ranked fourth in the league with 1,641 yards rushing and also added a career-high 67 receptions.

In Atkins' first season in New Orleans (2000), the club ranked eighth in the NFL in rushing with 2,068 yards, the highest the team had ranked since finishing third in 1987. That total was achieved despite the loss of starting RB Ricky Williams in Week 11. The Saints still averaged 113.7 yards over the final six contests, with the running game serving as a key factor in capturing the NFC West title.

Prior to joining New Orleans, Atkins served as tight ends coach with Minnesota for three seasons (1997-99) and had his first stint with New Orleans as running backs coach in 1996. Atkins also brings NFL offensive coordinator experience to the coaching staff, having served in that capacity in Arizona from 1994-95. In 1994, the Cardinals led the NFL in time of possession (32:37), and the next season Arizona had one of the league's best backfield duos in FB Larry Centers and RB Garrison Hearst.

In 1993, Atkins joined New England as running backs coach. In his only season with the Patriots, New England averaged 111.3 rushing yards per contest, including a 1,088-yard effort by Leonard Russell, who finished second among AFC running backs. Atkins broke into the NFL ranks with the Philadelphia Eagles in 1986. He worked with numerous facets of the Eagles' coaching staff during his seven-year stay, including running backs (1986-90), special teams (1991) and tight ends (1992).

After playing three years of pro football, Atkins started his college coaching career at his alma mater, the University of Texas-El Paso, in 1979. He worked with the running backs and with the kicking game for two seasons at UTEP before joining the staff at San Diego State in 1981, where he spent the next five years.

Born May 18, 1949, in Victoria, Texas, Atkins and his wife, Cynthia, have a son, Dave Jr., and a daughter, Jasmine.

COACHING BACKGROUND

1979-80	University of Texas-El Paso, running backs coach/special teams assistant
1981-85	San Diego State University, running backs coach
1986-90	Philadelphia Eagles, running backs coach
1991	Philadelphia Eagles, special teams coordinator
1992	Philadelphia Eagles, tight ends coach
1993	New England Patriots, running backs coach
1994-95	Arizona Cardinals, offensive coordinator
1996	New Orleans Saints, running backs coach
1997-99	Minnesota Vikings, tight ends coach
2000-04	New Orleans Saints, running backs coach
2005-06	Cleveland Browns, running backs coach
2007-08	Cleveland Browns, senior offensive assistant coach

PLAYING BACKGROUND

1973	San Francisco 49ers
1974	Honolulu Hawaiians (WFL)
1975	San Diego Chargers



CHRIS CAMINITI
HEAD COACH LIAISON -
ASSISTANT SPECIAL TEAMS COACH

YEAR WITH BROWNS: 2ND

YEAR IN NFL: 4TH

Chris Caminiti was named head coach liaison / assistant special teams coach on March 27, 2008. Caminiti spent the 2007 season as the assistant to the head coach for the Browns.

Prior to joining the Browns, Caminiti served as the director of athletics at West Los Angeles College (2005-06) and director of football operations for the New England Patriots (2002-04).

A native of Enfield, Conn., Caminiti has extensive coaching experience and served as head coach at Granite (Calif.) High School in 2001. Caminiti was a graduate assistant coach at the University of Nevada, Las Vegas in 2000, under head coach John Robinson, when the Rebels won the Las Vegas Bowl. Caminiti also had coaching stints at Occidental College (1997-99), the University of San Diego (1996) and Cheshire (Conn.) High School (1992-95).

Caminiti earned his master's degree at Southern Connecticut State University in 1994 and his bachelor's in communication in 1992. Caminiti was born July 30, 1967 and resides in Strongsville with his wife Emerly.

COACHING BACKGROUND

1992-95	Cheshire High School (CT), assistant football coach
1996	University of San Diego, linebackers coach
1997-99	Occidental College, defensive coordinator/recruiting coordinator
2000	University of Nevada, Las Vegas, graduate assistant coach
2001	Granite Hills High School (CA), head football coach
2002-04	New England Patriots, director of football operations
2005-06	West Los Angeles College, director of athletics
2007	Cleveland Browns, assistant to the head coach
2008	Cleveland Browns, head coach liaison / assistant special teams coach



WES CHANDLER
WIDE RECEIVERS COACH

YEAR WITH BROWNS: 2ND

YEAR IN NFL: 6TH

Wes Chandler is entering his second season as Browns wide receiver coach. Chandler was named wide receivers coach on Jan. 31, 2007. Last season, Chandler worked with Braylon Edwards and witnessed his breakout season with a franchise record 1,289 yards and 16 touchdown receptions.

Chandler is entering his sixth season as an assistant coach in the NFL after serving as wide receivers coach of the Minnesota Vikings in 2005 and three seasons as wide receivers coach for the Dallas Cowboys (2000-02). Chandler played 11 seasons in the NFL (1978-88) with New Orleans, San Diego and San Francisco and also brings 14 years of coaching experience at the professional and collegiate levels.

During his three years as wide receivers coach in Dallas, Chandler helped Antonio Bryant earn All-Rookie honors in 2002 and led all rookie receivers with 733 receiving yards and also helped veteran wideout Joey Galloway lead the team with 61 receptions for 908 yards and six TDs. In 2001, he helped Galloway (53) and Raghieb Ishmail (52) become the first pair of Cowboys wide receivers to each have 50 plus receptions in a single season since 1985.

Chandler came to Dallas after seven years coaching in NFL Europe, including a stint as the head coach of the Berlin Thunder in 1999. He was the offensive coordinator for the Frankfurt Galaxy in 1998 and prior to that spent three years with the Rhein Fire (1995-97). Chandler made his professional coaching debut with the Orlando Thunder (1991-92) of the World League. He helped lead his teams to World Bowl appearances three times, with Orlando (1992), Rhein (1997) and Frankfurt (1998). From 1994-95, Chandler served as the wide receivers coach at the University of Central Florida.

Chandler finished his NFL career with 559 receptions for 8,966 yards and 56 TDs. He was selected to the Pro Bowl four times, including three while playing for the San Diego Chargers (1981-87). In 2001, Chandler was inducted into the Chargers' Hall of Fame. He still owns the Chargers' single-game receiving record with 260 yards on 10 receptions vs. Cincinnati on Dec. 20, 1982, and broke the 200-yard receiving plateau three times and posted 29 career 100-yard receiving games. Chandler began his career with the New Orleans Saints (1978-81), who drafted him with the third overall selection in the 1978 NFL Draft out of the University of Florida. He earned his first Pro Bowl bid in 1979 with the Saints.



WES CHANDLER CONTINUED...

After retiring from the NFL, Chandler spent three years (1989-91) as the head football coach/athletic director at Father Lopez High School in Daytona Beach, Fla. In 1993, he worked at the Wes Chandler Youth Foundation, which he founded in 1982 in Daytona Beach. His foundation, which is now part of the Boys and Girls Club, has helped Florida youth, including Vince Carter of the NBA's New Jersey Nets.

Chandler was a three-year starter at the University of Florida, where he was a consensus All-America on the field, a two-time Academic All-America and was voted Florida Amateur Athlete of the Year in 1977. He finished his career at Florida with 1,994 receiving yards and 22 TDs. Chandler earned his bachelor's degree in speech pathology at Florida.

Chandler was born Aug. 22, 1956, in New Smyrna Beach, Fla. He lettered in football, basketball, baseball and track at New Smyrna Beach High School. He has a son, Lamar Saxton.

COACHING BACKGROUND

1991-92	Orlando Thunder, assistant coach
1994-95	Central Florida, wide receivers coach
1995-97	Rhein Fire, assistant coach
1998	Frankfurt Galaxy, offensive coordinator
1999	Berlin Thunder, head coach
2000-02	Dallas Cowboys, wide receivers coach
2005	Minnesota Vikings, wide receivers coach
2007-08	Cleveland Browns, wide receivers coach

PLAYING BACKGROUND

1978-81	New Orleans Saints
1981-87	San Diego Chargers
1988	San Francisco 49ers


ROB CHUDZINSKI
OFFENSIVE COORDINATOR
YEAR WITH BROWNS: 3RD (2ND as offensive coordinator)
YEAR IN NFL: 5TH

Rob Chudzinski is entering his second season as offensive coordinator and was rewarded with a two-year contract extension on Jan. 7, 2008. Chudzinski was named offensive coordinator on Jan. 20, 2007, and his offensive scheme transformed the Browns into one of the league's top offensive units.

Last season the Browns ranked eighth overall in offense and scoring, as the Browns scored 402 points and totaled 5,621 net yards of offense, as both ranked third best in franchise history. Chudzinski's vertical offense witnessed QB Derek Anderson throw 29 touchdowns, WR Braylon Edwards set franchise records with 1,289 yards and 16 touchdowns, TE Kellen Winslow set a career-high with 1,109 yards and RB Jamal Lewis rank fifth in the NFL with 1,304 yards rushing.

Chudzinski brings 14 years of coaching experience, including four years in the NFL and ten years in the collegiate ranks. Chudzinski joined the Browns after serving as the San Diego Chargers tight ends coach for two seasons (2005-06) and previously served as Browns tight ends coach during the 2004 season under Head Coach Butch Davis, and also served as offensive coordinator that season for the final five games under Interim Head Coach Terry Robiskie.

Chudzinski served as the San Diego Chargers tight ends coach from 2005-06 and worked with Chargers tight end Antonio Gates, who was voted to the Pro Bowl in each of the last two seasons. In 2006, Gates led the Chargers in all receiving categories including 71 receptions for 924 yards (13.0 avg.) and nine receiving touchdowns.

During the 2005 campaign, Gates set career-highs with 89 catches for 1,101 yards and 10 touchdowns. His 89 receptions tied Hall of Famer Kellen Winslow's team record for single receptions by a tight end and his 1,101 yards were the most in Chargers history since 1983 when Winslow racked up 1,172. Gates 10 touchdown catches matched his 2004 total and he became the first NFL tight end with 10 or more touchdown catches in consecutive seasons.

A native of Toledo, Chudzinski returned to his Northeast Ohio roots in 2004 as the Browns tight ends coach under Head Coach Butch Davis. Chudzinski worked with Browns first round draft choice, Kellen Winslow II, who he previously coached at the University of Miami. During that season Chudzinski was elevated to offensive coordinator for the final five games under Interim Head Coach Terry Robiskie after the resignation of Head Coach Butch Davis.



ROB CHUDZINSKI CONTINUED...

Chudzinski worked extensively with Kellen Winslow II at the University of Miami as the Hurricanes offensive coordinator (2001-03). In 2003, Winslow II won the John Mackey Award as the nation's top collegiate tight end before becoming the Browns first-round selection, sixth overall, in the 2004 NFL Draft.

During his three seasons as offensive coordinator coach at the University of Miami, the Hurricanes played in three Bowl Championship Series games, including two National Championship games. He coached notable future NFL players Andre Johnson, Clinton Portis, Bryant McKinnie, Willis McGahee, Frank Gore and Ken Dorsey. In 2001, the 'Canes went 12-0 and defeated Nebraska to win the National Championship. In 2002, Miami's offense set school records for points (527), total yards (6,074) and rushing touchdowns (33) and averaged 40.5 points per game, while averaging 284.2 yards per game passing and 183.0 yards per game rushing. The 'Canes went 12-1 in 2002, their only defeat coming in overtime against Ohio State in the National Championship game. In 2003, Miami averaged 27.8 points per game and finished with an 11-2 record, including a 16-14 victory over Florida State in the FedEx Orange Bowl.

Chudzinski spent a total of ten years as an assistant at Miami, including five years as tight ends coach (1996-2000) and two as a graduate assistant coach (1994-95). He also helped develop two other All-America tight ends, Bubba Franks in 1999 and Jeremy Shockey in 2001. Franks and Shockey both became first-round picks and Pro Bowlers with Green Bay and the New York Giants, respectively.

Chudzinski joined the Hurricanes staff as a graduate assistant in 1994. He played tight end at Miami from 1986-90, was a three-year starter and a member of two national championship teams (1987 and 1989). He graduated with a B.A. in business administration in 1990 and later earned a MBA in 1996.

Chudzinski was born on May 12, 1968, and grew up in Toledo, Ohio, where he starred at Toledo St. John's High School. Chudzinski and his wife, Sheila, have two sons, Kaelan (2) and Rian (1).

COACHING BACKGROUND

1994-95	University of Miami (Fla.), graduate assistant coach
1996-2000	University of Miami (Fla.), tight ends coach
2001-03	University of Miami (Fla.), offensive coordinator/tight ends coach
2004	Cleveland Browns, tight ends coach/offensive coordinator
2005-06	San Diego Chargers, tight ends coach
2007-08	Cleveland Browns, offensive coordinator



TED DAISHER

SPECIAL TEAMS COORDINATOR

YEAR WITH BROWNS: 2ND

YEAR IN NFL: 5TH

Ted Daisher is entering his second season as special teams coordinator. Daisher was named the Browns special teams coordinator on Jan. 30, 2007. In his first year with the Browns, Daisher's special teams unit was a key part of the team's resurgence toward a 10-6 record. K Phil Dawson set a career-high with 120 points, while KR Joshua Cribbs, who led the NFL with a 30.7 kickoff return average and LS Ryan Pontbriand were both named to the Pro Bowl.

Daisher joined the Browns after serving as special teams coordinator for the Oakland Raiders in 2006. Daisher spent the previous two seasons (2004-05) with the Philadelphia Eagles as the special teams quality control coach.

Daisher, 53, spent 22 seasons as an assistant coach in the college ranks, including stints at East Carolina (2001-02, outside linebackers and defensive ends), Indiana (1998-2000, defensive line), Army (1995-97, defensive line), Cincinnati (1989-92, defensive line), Eastern Michigan (1985-88, defensive ends), Northern Illinois (1980-84), and Illinois (1979). During his tenure at Army, Daisher was part of a staff in 1996 that witnessed Army earn a 10-2 mark and win the Commander in Chief Trophy and played Auburn in the Independence Bowl.

Both Northern Illinois and Eastern Michigan won Mid-American Conference championships while he was on the staffs of those respective institutions. Daisher coached future NFL players Vaughn Booker and Ronnie Dixon at Cincinnati, and Pro Bowl DE Adewale Ogunleye (Chicago) and Kemp Rasmussen (Seattle) at Indiana.

In 2003, he served as head coach at East Mecklenberg (N.C.) High School and led them to a 7-4 regular season record and a playoff berth. He also served as head coach at Fenwick (Ill.) High School from 1993-94. Daisher spent the 1978 football season coaching receivers and defensive backs at Kalamazoo (Mich.) Christian High School.

Daisher was born on Feb. 2, 1955, in Taylor, Mich. Daisher earned a degree in physical education at Western Michigan, where he was a standout wide receiver and defensive back from 1975-77. He and his wife, Danielle, have three children: Nicole (18), Ted (16) and Taylor (6).



COACHING BACKGROUND

1979	Illinois, graduate assistant coach—defensive backs
1980-81	Northern Illinois, wide receivers coach
1982-84	Northern Illinois, defensive line coach
1985-88	Eastern Michigan, defensive ends coach
1989-92	Cincinnati, defensive line coach
1993-94	Fenwick High School (Ill.), head coach
1995-97	Army, defensive line coach
1998-00	Indiana, defensive line coach
2001-02	East Carolina, outside linebackers and defensive ends coach
2003	East Mecklenberg High School (N.C.), head coach
2004-05	Philadelphia Eagles, special teams quality control coach
2006	Oakland Raiders, special teams coordinator
2007-08	Cleveland Browns, special teams coordinator



ALAN DeGENNARO

ASSISTANT STRENGTH & CONDITIONING COACH

YEAR WITH BROWNS: 2NDYEAR IN NFL: 2ND

Alan DeGennaro is entering his second season as assistant strength and conditioning coach. DeGennaro was named assistant strength and conditioning coach on Jan. 29, 2007.

DeGennaro earned a B.S. in athletic training from the University of Pittsburgh in 1997 and continued his education at the University of Tennessee, where he earned his Master degree in kinesiology in 1999. He also worked with the Tennessee football program as an assistant on the strength and conditioning staff from 1998-99.

DeGennaro joined the University of Pittsburgh as an assistant strength and conditioning coach for two seasons (2000-01). He joined the University of Pittsburgh Medical Center and directed the sports performance program from 2001-03. From 2004-05, DeGennaro joined Velocity Sports Performance, located in Pittsburgh.

DeGennaro was born Jan. 21, 1977, in Altoona, Pa. Prior to joining the Browns, DeGennaro worked in Pittsburgh and Western Pennsylvania area, coaching speed development programs to high school and amateur athletes.

COACHING BACKGROUND

1998-99	University of Tennessee, assistant strength and conditioning coach
2000-01	University of Pittsburgh, assistant strength and conditioning coach
2007-08	Cleveland Browns, assistant strength and conditioning coach



MIKE HALUCHAK

LINEBACKERS COACH

YEAR WITH BROWNS: 4THYEAR IN NFL: 23RD

Mike Haluchak is entering his fourth season as linebackers coach. Haluchak will continue to work with the young trio of linebackers drafted in 2006—first-round choice Kamerion Wimbley, second-round selection D'Qwell Jackson and fourth-round pick Leon Williams. Prior to joining the Browns, Haluchak served as linebackers coach for the Jacksonville

Jaguars for two seasons (2003-04) and has 22 years of NFL coaching experience.

Haluchak joined Jacksonville from St. Louis, where he coached for three seasons (2000-02), including an appearance in Super Bowl XXXVI. Haluchak guided the Rams' second-round draft choice Tommy Polley to the All-Rookie team in 2000. In addition, he has coached players to six Pro Bowls: Jesse Armstead (1997-99), Ken Harvey (1995-96) and Junior Seau (1991).

Haluchak began his NFL coaching career with San Diego in 1986 and spent six seasons with the Chargers. He has also coached with the Cincinnati Bengals (1992-93), Washington Redskins (1994-96) and N.Y. Giants (1997-99).

Haluchak was a high school coach in Southern California from 1972-75 and entered the collegiate ranks as a graduate assistant at USC (1976-77). Haluchak moved to Cal State-Fullerton in 1978 as defensive backfield coach. Haluchak's first tour as a linebackers coach was at Pacific (1979-80). Haluchak coached at California (1981), North Carolina State (1982) and then coached three seasons with the Oakland Invaders of the USFL (1983-85).



MIKE HALUCHAK CONTINUED...

Haluchak played linebacker and safety at Southern California during one of the most memorable periods in the storied history of USC football. He played in the 1969 and 1970 Rose Bowl games against Ohio State and Michigan.

Haluchak was born Nov. 28, 1949, in Concord, Calif. He holds a degree in history from Southern California and a master's degree in secondary education from California Lutheran. Haluchak is married to his wife, Carol.

COACHING BACKGROUND

1972	Royal High School (CA), assistant coach
1973	Elsinore High School (CA), assistant coach
1974	Durate High School (CA), assistant coach
1975	Royal High School (CA), assistant coach
1976-77	University of Southern California, graduate assistant
1978	Cal State-Fullerton, defensive backfield coach
1979-80	University of Pacific, linebackers coach
1981	University of California, linebackers coach
1982	North Carolina State University, linebackers coach
1983-85	Oakland Invaders (USFL), linebackers coach
1986-91	San Diego Chargers, linebackers coach
1992-93	Cincinnati Bengals, linebackers coach
1994-96	Washington Redskins, linebackers coach
1997-99	N.Y. Giants, linebackers coach
2000-02	St. Louis Rams, linebackers coach
2003-04	Jacksonville Jaguars, linebackers coach
2005-08	Cleveland Browns, linebackers coach



UMBERTO LEONE

DEFENSIVE QUALITY CONTROL COACH

YEAR WITH BROWNS: 4TH

YEAR IN NFL: 4TH

Umberto Leone was named Browns defensive quality control coach on Feb. 8, 2007. Leone is entering his fourth season with the Browns after serving as a coaching assistant (2005-06) on Romeo Crennel's staff.

As defensive quality control coach, Leone's primary responsibilities include analyzing game film to scout opposing offenses and self-scout the Browns defense. He will also assist the defensive coaches in running the scout team during practices and developing scouting reports and defensive playbooks for the team throughout the season.

Prior to joining the Browns, Leone worked as a student intern at Ohio State under head coach Jim Tressel (2002-05). He assisted the program with coaching, scouting and recruiting. Leone graduated from Ohio State in 2005 with a bachelor's degree in finance.

Leone was born on Jan. 20, 1983, and is a native of Garfield Heights, Ohio.

COACHING BACKGROUND

2005-06	Cleveland Browns, coaching assistant
2007-08	Cleveland Browns, defensive quality control coach



ANTHONY LYNN

RUNNING BACKS COACH

YEAR WITH BROWNS: 2ND

YEAR IN NFL: 9TH

Anthony Lynn was named the Cleveland Browns running backs coach on Jan. 27, 2007. Lynn is entering his second season as running back coach. Last season, Lynn worked with Jamal Lewis and witnessed the veteran rank fifth in the NFL with 1,304 yards rushing (4.4 avg.) and tied for seventh with nine rushing touchdowns despite missing two games.

Lynn's three running backs each averaged more than four yards per carry. Overall the Browns ranked tenth in the league in rushing with 118.4 yards per contest.

Lynn previously served two seasons (2005-06) as running backs coach with the Dallas Cowboys. Lynn brings eight years of coaching experience with Denver, Jacksonville and Dallas, and also played seven seasons in the NFL with Denver and San Francisco.

In 2006 with the Cowboys, Lynn helped Dallas rank sixth in the NFC in rushing with an average of 121.0 yards per



ANTHONY LYNN CONTINUED...

game. Lynn guided young running backs Julius Jones, as he ranked tenth in the NFC with 1,084 yards rushing on 267 carries (4.1 avg.) and 4 touchdowns and also Marion Barber added 654 yards on 135 carries (4.8 avg.) and ranked third in the NFL with 14 rushing touchdowns.

In his first season in Dallas, Lynn oversaw the continued emergence of Julius Jones, who rushed for 993 yards—including a single-game career-high 194 yards at Carolina on Dec. 24, 2005—in his second professional season despite missing three games with a high ankle sprain. In his place, rookie Marion Barber emerged as a solid ground threat with 538 yards, which ranked fifth in the NFL among rookies and a team-high tying 5 touchdowns.

Lynn served two seasons (2003-04) as the Jacksonville Jaguars running backs coach. Under his guidance, Fred Taylor recorded two of the top four single-season rushing performances in Jaguars history. After rushing for a team record 1,572 yards in 2003, Taylor accumulated 1,224 yards (4.7 avg.) in 2004, despite missing three games with a knee injury. He also caught 84 passes during that two-year span. In 2003, Lynn's three backs each averaged more than four yards-per-carry.

Prior to joining the Jaguars, Lynn spent three seasons (2000-02) with the Denver Broncos as an offensive assistant and special teams coach. The Broncos kickoff coverage units were some of the best in the AFC during Lynn's time with the team—finishing first in the conference in opponents' average drive start in 2000 (26.1), third in 2001 (26.8) and third in 2002 (27.8).

Lynn joined the Denver coaching staff in August of 2000 after his playing career was cut short because of repeated occurrences of neck stingers. Prior to his move to the coaching ranks, he spent three seasons (1997-99) with the Broncos as an H-back/special teams standout and helped Denver claim back-to-back Super Bowl championships following the 1997 and 1998 seasons. He spent the 1995-96 seasons with the San Francisco 49ers. Lynn went to his first NFL training camp in 1992 with the N.Y. Giants, but was released prior to the start of the season. He made the 1993 Broncos roster and saw action in 13 games, mostly on special teams. Lynn suffered a broken leg prior to the 1994 season and spent the year on the Broncos Injured Reserve list.

Lynn was a standout running back for Texas Tech University, accumulating 1,911 yards and 17 touchdowns on 481 carries during his collegiate career. As a junior, he earned All-Southwest Conference honors after rushing for 884 yards and eight scores on 224 carries. He was then slowed as a senior by a knee injury.

Lynn was born Dec. 21, 1968, in McKinney, Texas, and played prep football at nearby Celina, Texas, High School. Lynn has two children: D'Anton (10/24/89) and Danielle (12/31/93).

COACHING BACKGROUND

2000-02	Denver Broncos, offensive assistant and special teams coach
2003-04	Jacksonville Jaguars, running backs coach
2005-06	Dallas Cowboys, running backs coach
2007-08	Cleveland Browns, running backs coach

PRO CAREER

1993-94	Denver Broncos
1995-96	San Francisco 49ers
1997-99	Denver Broncos

**STEVE MARSHALL**
OFFENSIVE LINE COACHYEAR WITH BROWNS: 2NDYEAR IN NFL: 6TH

Steve Marshall is entering his second season as offensive line coach. Marshall was named the Cleveland Browns offensive line coach on Jan. 26, 2007. Last season, Marshall witnessed his offensive line become the foundation for an explosive offense and rank tied for third fewest sacks (19) allowed in the NFL. Marshall also worked with rookie LT Joe

Thomas, as he became only the fourth NFL rookie to earn Pro Bowl honors.

Marshall brings an impressive depth of coaching experience to the Browns having served successful stints at several colleges and in the NFL. Marshall came to Cleveland from the University of Alabama and Nick Saban's staff. Marshall spent the 2006 season out of coaching after serving four seasons with the Houston Texans (2002-05). Marshall joined the Texans as an assistant offensive line coach for two years (2002-03) before being named offensive line coach by the Texans (2004-05).

Prior to joining the Texans, Marshall spent the 2000-01 seasons as offensive line coach at the University of Colorado under head coach Gary Barnett. During that period, the Buffaloes won one Big 12 Conference championship and one Big 12 Conference North Division title. Prior to his stint with the Buffaloes, Marshall spent two seasons (1998-99) at the University of North Carolina as offensive coordinator and offensive line coach and earned an appearance in the 1998 Las Vegas Bowl.



STEVE MARSHALL CONTINUED...

Marshall joined the Tar Heels after he coordinated the Texas A&M offense in 1997. The Aggies were 9-4 with a No. 20 final national ranking in the Associated Press poll, made a Big 12 championship game appearance and earned a berth in the Cotton Bowl. While at Texas A&M, Marshall coached current Browns RG Seth McKinney, and other NFL linemen including Steve McKinney and Rex Tucker, brother of Browns Ryan Tucker.

A native of Vernon, Conn., Marshall played offensive guard and tight end at Louisville in 1976-78. He coached the offensive line and kicking game at Marshall in 1982-83, offensive tackles and tight ends at Louisville in 1984, and coordinated the offense and coached the line at Murray State in 1985-86.

He coached the offensive line at Virginia Tech in 1987 and a year later was promoted to offensive coordinator, a position he held for the next five seasons (through the 1992 season). While at Virginia Tech, Marshall coached standouts including running back Vaughn Hebron, quarterback Will Furrer, wide receiver Antonio Freeman, former Browns guard Jim Pyne and former New England first round choice, lineman Eugene Chung.

In 1993, Marshall moved to the University of Tennessee to coach the offensive line. After two years he was given the added responsibility of running game coordinator. The Volunteers led the Southeastern Conference in rushing in each of those three seasons. In 1995, Tennessee beat Ohio State in the Citrus Bowl and finished No. 2 in the final coach's poll. In 1996, Marshall coached the offensive line at UCLA before moving on to Texas A&M.

Marshall was born June 20, 1956, in Hartford, Conn. Marshall earned his bachelor's degree in physical education from Louisville. Marshall is married to his wife, Karin.

COACHING BACKGROUND

1979	Plymouth State, offensive line coach
1980-81	University of Tennessee, assistant offensive line
1982-83	Marshall, offensive line and kicking game coach
1984	University of Louisville, offensive tackles coach and tight ends coach
1985-86	Murray State, offensive coordinator and offensive line coach
1987	Virginia Tech, offensive line coach
1988-92	Virginia Tech, offensive coordinator and offensive line coach
1993	University of Tennessee, offensive line coach
1994-95	University of Tennessee, offensive line coach and running game coordinator
1996	UCLA, offensive line coach
1997	Texas A&M, offensive coordinator/offensive line coach
1998-99	University of North Carolina, offensive coordinator/offensive line coach
2000-01	University of Colorado, offensive line coach
2002-03	Houston Texans, assistant offensive line coach
2004	Houston Texans, offensive tackles coach
2005	Houston Texans, offensive line coach
2007-08	Cleveland Browns, offensive line coach



RICHARD McNUTT

ASSISTANT DEFENSIVE BACKS COACH

YEAR WITH BROWNS: 1ST

YEAR IN NFL: 1ST

Richard McNutt was named Browns assistant defensive backs coach on March 27, 2008. McNutt joins the Browns after serving the last four seasons at the collegiate level.

McNutt played cornerback at Ohio State (2000-02) and was a member of the Ohio State 2002 National Championship Team. McNutt played in all 24 games his freshman and sophomore seasons. However, his college football career ended due to chronic ankle injuries and McNutt remained at Ohio State as a student coach for his final two years.

A native of Park Forest, Ill., McNutt graduated from Ohio State in 2004 with a degree in family resource management, specializing in consumer affairs. Following graduation, McNutt began his coaching career as secondary coach at Washington and Jefferson College in Washington, Pa., a Division III program.

McNutt coached the defensive backs for one season at Virginia Military Institute (2006) and joined the University of Toledo as defensive backs coach for the 2007 season.

McNutt was born Sept. 17, 1981, and resides in Cleveland.

COACHING BACKGROUND

2004-05	Washington and Jefferson College, defensive backs coach
2006	Virginia Military Institute, defensive backs coach
2007	University of Toledo, defensive backs coach
2008	Cleveland Browns, assistant defensive backs coach





RANDY MELVIN

DEFENSIVE LINE COACH

YEAR WITH BROWNS: 4TH

YEAR IN NFL: 6TH

Randy Melvin is entering his fourth season as defensive line coach and brings 25 years of coaching experience to the Browns. Prior to joining the Browns, Melvin became the defensive line coach for the New England Patriots in 2000, working with Romeo Crennel in 2001 as the Patriots won their first Super Bowl.

Melvin gained valuable experience on the NFL level as a participant in the NFL's Minority Coaching Fellowship Program as he interned with the Denver Broncos in 1995 and with the New York Jets in 1997 and 1998.

Melvin began coaching on the collegiate level in 1988 at his alma mater, Eastern Illinois University, as the defensive line coach for seven years. Melvin spent two seasons as the defensive tackle coach at the University of Wyoming (1995-96), as Wyoming won the Western Athletic Conference Pacific Division Championship in 1996. Melvin became defensive ends coach at Purdue University (1997-99) and in all three seasons the Boilermakers went on to post-season bowl games. Melvin became the defensive line coach at Rutgers University for three seasons (2002-04) and witnessed six of his players earn roster positions in the NFL.

Melvin began his coaching career at the high school level in 1982, first as an assistant coach, and then as head coach of Aurora West High School (1985-87). Melvin received both his Bachelor of Science (1982) and Master's Degree (1993) from Eastern Illinois University. He was inducted to the Eastern Illinois University Hall of Fame in 1995 and the Aurora West High School Hall of Fame in 1994.

Melvin was born April 3, 1959, in Aurora, Ill. He and his wife Karen are the proud parents of two children, son Lance Randall and daughter Malia Nikole.

COACHING BACKGROUND

1982	Urbana High School (Ill.), assistant coach
1983-84	Aurora West High School (Ill.), assistant coach
1985-87	Aurora West High School (Ill.), head coach
1988-94	Eastern Illinois University, defensive line coach
1995-96	University of Wyoming, defensive tackles coach
1997-99	Purdue University, defensive ends coach
2000-01	New England Patriots, defensive line coach
2002-04	Rutgers University, defensive line coach
2005	University of Illinois, assistant coach
2005-08	Cleveland Browns, defensive line coach



TOM MYSLINSKI

STRENGTH & CONDITIONING COACH

YEAR WITH BROWNS: 3RD (2ND as Strength and Conditioning Coach)

YEAR IN NFL: 3RD

Tom Myslinski is entering his second season as strength and conditioning coach. Myslinski was named strength and conditioning coach on Jan. 29, 2007. Myslinski brings ten years of experience to the Browns strength and conditioning program.

Myslinski joined the Browns from the University of Pittsburgh, where he served as assistant strength and conditioning coach. Myslinski served the previous two seasons (2005-06) at Robert Morris University in a newly created position of head strength and conditioning coach responsible for developing and initiating the conditioning program for all 17 intercollegiate male and female varsity sports.

Myslinski served three seasons with the Browns under former strength and conditioning coach Buddy Morris. Myslinski was a part-time assistant strength and conditioning coach in the 2002 and 2003 seasons. He was elevated to assistant strength and conditioning coach for the 2004 season.

While playing in the NFL, Myslinski served as a volunteer assistant strength and conditioning coach at the University of Pittsburgh from 1998-2001, where he worked primarily with offensive and defensive linemen. Prior to his stint at Pittsburgh, Myslinski spent 1996 as the volunteer head strength and conditioning coach at the University of North Florida, where he managed all aspects of physical and mental development with the school's student athletes. He has also served as a martial arts consultant to numerous collegiate athletic programs.

Myslinski developed and patented the "Tunch Punch Ladder" hand agility pad and has trained extensively under offensive line guru, Tunch Ilkin, who is the developer of the Tunch Punch system, which is used extensively by offensive line coaches throughout the NFL.



TOM MYSLINSKI CONTINUED...

Myslinski was a fourth round draft selection in 1992 by the Dallas Cowboys, and played offensive line for nine seasons in the NFL for the Chicago Bears, Jacksonville Jaguars, Indianapolis Colts, Dallas Cowboys and Pittsburgh Steelers.

Myslinski earned eight varsity letters at the University of Tennessee in football and track & field and earned first team All-SEC and honorable mention All-America honors in football in 1991. He started at guard for two consecutive SEC Championship teams (1989, 1990). He also was a member of the Volunteers' 1991 NCAA Champion track & field team.

Myslinski was born Dec. 7, 1968, in Rome, N.Y. Myslinski earned a B.S. in kinesiology from Tennessee in 1992 and later earned a M.S. from the University of Pittsburgh in exercise physiology. Myslinski and his wife, Amy, have three children, Thomas, Emily and Michael and reside in Westlake, Ohio.

COACHING BACKGROUND

1996	University of North Florida, volunteer head strength and conditioning coach
1998-01	University of Pittsburgh, volunteer assistant strength and conditioning coach
2002-03	Cleveland Browns, part-time assistant strength and conditioning coach
2004	Cleveland Browns, assistant strength and conditioning coach
2005-06	Robert Morris University, head strength and conditioning coach
2007	University of Pittsburgh, assistant strength and conditioning coach
2007-08	Cleveland Browns, head strength and conditioning coach

PLAYING BACKGROUND

1993-94	Chicago Bears
1995	Jacksonville Jaguars
1996-97	Pittsburgh Steelers
1998	Indianapolis Colts
1999	Dallas Cowboys
2000	Pittsburgh Steelers

**ALFREDO ROBERTS****TIGHT ENDS COACH**YEAR WITH BROWNS: 2NDYEAR IN NFL: 6TH

Alfredo Roberts is entering his second season as tight ends coach. Roberts was named the Cleveland Browns tight ends coach on Jan. 23, 2007.

Last season, Roberts worked with Kellen Winslow and witnessed the talented tight end set a career-high with 1,106 yards and five touchdowns. Winslow was named to his first Pro Bowl and ranked third among NFL tight ends with his 82 receptions and 1,106 yards. Roberts also worked with blocking tight end Steve Heiden, who helped improve the Browns running game average 118.4 yards per game, which ranked 10th in the NFL.

Prior to joining the Browns, Roberts served in the same capacity with the Jacksonville Jaguars from 2003-06. With the Jaguars, Roberts worked with veteran tight ends Kyle Brady, Brian Jones and Todd Yoder. He also worked with promising young tight ends George Wrihster (39 receptions for 353 yards in 2006) and the Jaguars first round selection Mercedes Lewis (13 receptions for 126 yards in 2006).

Prior to joining the Jaguars staff, Roberts was a member of the inaugural coaching staff at Florida Atlantic University, beginning in 1999. Roberts served as wide receivers coach for his final two seasons at Florida Atlantic before exiting the college ranks for the NFL.

Roberts attended the University of Miami from 1983 to 1987 where he was a member of two national championship teams. The first was under Howard Schnellenberger in 1983, which was the school's first championship, and again in 1987 under Jimmy Johnson. Roberts played on five bowl teams for the Hurricanes, including two Orange Bowls, two Fiesta Bowls and one Sugar Bowl.

Roberts was an eighth-round draft pick by Kansas City in the 1988 NFL draft, spending three seasons with the Chiefs. In 1991, he joined the Dallas Cowboys and was a part of two Super Bowl championship teams under the guidance of Jimmy Johnson, in 1992 and 1993. Roberts played in 16 straight games for five consecutive seasons until his career ended in 1994 following a 1993 foot injury. During his six-year NFL career, Roberts was considered one of the best blocking tight ends.

Roberts was born March 17, 1965, in Ft. Lauderdale, Fla. Roberts and his wife, Angel, have been married 16 years and have three children: twin sons Avery and Austin (12/3/95) and daughter Alyssa (6/10/00).

COACHING BACKGROUND

1999-2000	Florida Atlantic University, assistant coach
2001-02	Florida Atlantic University, wide receivers coach
2003-06	Jacksonville Jaguars, tight ends coach
2007-08	Cleveland Browns, tight ends coach





RIP SCHERER

ASSISTANT HEAD COACH AND QUARTERBACKS COACH

YEAR WITH BROWNS: 4TH

YEAR IN NFL: 4TH

Rip Scherer is entering his fourth season with the Browns and is entering his second season as assistant head coach and quarterbacks coach. Scherer served his first two seasons with the Browns as quarterbacks coach and will continue the responsibility of tutoring young quarterbacks Derek Anderson, Brady Quinn and Ken Dorsey.

Last season, Scherer worked with Derek Anderson, who was named to his first Pro Bowl following a breakout season as Anderson threw for 3,787 yards and 29 touchdowns and propelled the Browns offense which ranked eighth in the league in scoring and yards per game.

Scherer joined the Browns in 2005 with over 30 years of coaching experience at the collegiate level. Prior to joining the Browns, Scherer spent two seasons (2003-04) as the offensive coordinator and quarterbacks coach at the University of Southern Mississippi after serving as co-offensive coordinator at University of Kansas in 2001.

Scherer was the head coach at James Madison University from 1991-94, and during that time the team set or tied over 140 school records. While Scherer served as the head coach at University of Memphis (1995-00), the club registered the first and only victory over the University of Tennessee in school history.

Scherer was also the offensive coordinator at University of Arizona (1989-90), University of Alabama (1987) and Georgia Tech (1981, 1986). He also served as assistant athletic director at Georgia Tech in 1985 and director of football operations at Arizona in 1988.

Scherer started his coaching career as a graduate assistant under legendary coach Joe Paterno at Penn State University in 1974 and went on to coach quarterbacks at North Carolina State University (1976), running backs at the University of Hawaii (1977-78) and quarterbacks at University of Virginia (1979).

Scherer was a three-year letterman at College of William and Mary from 1970-74, where he played quarterback. Born Aug. 3, 1952, Scherer and his wife, Michele, have three children: Scott, Melanie and Ryan.

COACHING BACKGROUND

1974-75	Penn State University, graduate assistant
1976	North Carolina State University, part-time assistant/quarterbacks coach
1977-78	University of Hawaii, running backs coach/run game coordinator
1979	University of Virginia, quarterbacks coach/passing game coordinator
1980-81	Georgia Tech, quarterbacks coach/passing game coordinator
1982-84	Georgia Tech, running backs coach/ run game coordinator
1985	Georgia Tech, assistant athletic director
1986	Georgia Tech, quarterbacks coach/offensive coordinator
1987	University of Alabama, offensive coordinator
1988-90	University of Arizona, offensive coordinator/director of football operations (1988)
1991-94	James Madison University, head coach
1995-2000	University of Memphis, head coach
2001	University of Kansas, co-offensive coordinator and quarterbacks coach
2003-04	University of Southern Mississippi, offensive coordinator and quarterbacks coach
2005-06	Cleveland Browns, quarterbacks coach
2007-08	Cleveland Browns, assistant head coach and quarterbacks coach



MIKE SULLIVAN

ASSISTANT OFFENSIVE LINE COACH

YEAR WITH BROWNS: 6TH

YEAR IN NFL: 6TH

Mike Sullivan is entering his second season as assistant offensive line coach. Sullivan was named assistant offensive line coach on Feb. 8, 2007, beginning his second stint with the Browns. Sullivan joined the Browns after serving two seasons (2005-06) as assistant coach/offensive line at Western Michigan.

Sullivan was part of a WMU staff that turned the program around in 2005-06. The Broncos went 1-10 in 2004 the year before Sullivan arrived and had the biggest turnaround in MAC history when they went 7-4 in 2005. In 2006, Western Michigan finished 8-4 during the regular season and advanced to the International Bowl in Toronto, Canada. In his two seasons at WMU, Sullivan's line blocked for consecutive 1,000-yard rushers. The offensive line also gave up the fewest sacks in the MAC in 2006 and finished 14th out of 119 Division I schools in that category.

Sullivan spent four years with the Browns (2001-04) as offensive assistant coach and worked mainly with former offensive line coach Larry Zierlein on former head coach Butch Davis' coaching staff. Sullivan was elevated to



MIKE SULLIVAN CONTINUED...

tight ends coach for the final five games during the 2004 campaign following Butch Davis' resignation as tight ends coach Rob Chudzinski was elevated to offensive coordinator.

Prior to arriving in Cleveland in 2001, Sullivan was a graduate assistant at his alma mater, the University of Miami (Fla.), where he worked with the offensive line. Following his NFL career, Sullivan coached various American football club teams in Germany, France and Spain (1997-01).

Sullivan played five seasons in the NFL as an offensive lineman after beginning his career as a sixth-round draft choice of the Dallas Cowboys in 1991. He spent four seasons (1992-95) with the Tampa Bay Buccaneers following his stint with the Cowboys. During his stay in Tampa Bay, Sullivan was very active in the community and received the Tampa Bay Community Service Player of the Year Award (1993), was a finalist for the NFL/True Value Hardware Man of the Year Award (1996) and founded a celebrity fundraiser that provided scholarships for needy teenagers. He also twice served a two-year term as a player representative for the NFLPA.

Sullivan was a standout offensive lineman at the University of Miami (Fla.) from 1986-91, where he helped lead the Hurricanes to National Championships in 1987 and 1989. Sullivan posted 48 consecutive starts on the offensive line during his time at Miami, which at the time ranked second on the Hurricanes all-time list.

Sullivan received a bachelor's degree in business administration (1989) and a master's in international business management (1996) from Miami, spending one year as a graduate assistant with the Hurricanes (2001). Sullivan received an NCAA Post-Graduate Scholarship Award in 1990.

Sullivan was born Dec. 22, 1967, in Chicago, Ill. Sullivan is married to the former Carole Chandler, and the couple have a son, Patrick (10/26/06) and a daughter, Teagan (3/26/08).

COACHING BACKGROUND

2001	University of Miami (Fla.), graduate assistant
2001-04	Cleveland Browns, assistant offensive line coach
2005-06	Western Michigan, offensive line coach
2007-08	Cleveland Browns, assistant offensive line coach



BOB TROTT
DEFENSIVE ASSISTANT COACH
 YEAR WITH BROWNS: 4TH
 YEAR IN NFL: 9TH

Bob Trott is entering his fourth season with the Browns as defensive assistant coach and brings 32 years of coaching experience to the organization. Trott has previous NFL experience with the N.Y. Giants (1991-92) and New England Patriots (1993-95) and prior to joining the Browns spent two years at the University of Louisiana at Monroe (2003-04)

as defensive coordinator.

Beyond his NFL coaching experience, Trott's experience includes serving on the coaching staffs of 11 college bowl teams. Trott has also been a defensive coordinator with five NCAA Division I-A universities, including Arkansas and Clemson. Trott has served as a coach or player under such renowned head coaches as Bill Parcells, Al Groh, Ken Hatfield, Fred Goldsmith and Bill Dooley.

Trott played at North Carolina under coach Bill Dooley and began his coaching career as a graduate assistant at Chapel Hill from 1976-77. Trott entered full-time coaching at the Air Force Academy in 1978, handling the defensive ends first under Parcells (1978) and Ken Hatfield (1979-83) before he assumed defensive back coaching duties in 1981.

In 1984, Trott moved to the University of Arkansas and was defensive backfield coach for the Razorbacks from 1984-88 before being promoted to defensive coordinator in 1989. Trott helped Arkansas win Southwest Conference championships in 1988 and 1989 and play in six bowl games.

Trott went to Clemson in 1990, serving as the Tigers' defensive coordinator, as well as handling the defensive backs. The Tigers led the NCAA in total defense in 1990.

In 1991, Trott moved up to the NFL, joining Ray Handley's staff with the New York Giants as a defensive assistant. Two years later he rejoined Parcells, going to New England as defensive backfield coach for the Patriots, serving through the 1995 campaign.

Trott became a defensive coordinator again in 1996, also handling the defensive backs, when he joined the Duke staff. He moved to Baylor as defensive coordinator in 2002 before heading to Louisiana-Monroe the following season.

Trott was born in Concord, N.C., on March 19, 1954, and grew up in nearby Kannapolis where he attended A.L. Brown High. He played safety at North Carolina, earning three letters under Dooley and serving as a senior captain in his final season. He also excelled in the classroom, making the all-Atlantic Coast Conference Academic team in 1975. He received a bachelor's degree in business from UNC in 1976 and later, in 1982, was awarded a master's degree in education.



BOB TROTT CONTINUED...

Trott and his wife Barbara have three children, Amanda, Nathan and Brittany.

COACHING BACKGROUND

1976-77	University of North Carolina, graduate assistant
1978-80	Air Force Academy, defensive ends coach
1981-83	Air Force Academy, defensive backs coach
1984-88	University of Arkansas, defensive backs coach
1989	University of Arkansas, defensive coordinator/defensive backs coach
1990	Clemson, defensive coordinator/defensive backs coach
1991-92	New York Giants, defensive assistant coach
1993-95	New England Patriots, defensive backs coach
1996-01	Duke, defensive coordinator/defensive backs coach
2002	Baylor, defensive coordinator/defensive backs coach
2003-04	Louisiana-Monroe, defensive coordinator/safeties coach
2005-08	Cleveland Browns, defensive assistant



MEL TUCKER

DEFENSIVE COORDINATOR

YEAR WITH BROWNS: 4TH (1ST as defensive coordinator)

YEAR IN NFL: 4TH

Mel Tucker was promoted to defensive coordinator on Jan. 12, 2008. Tucker is entering his fourth season with the Browns after previously serving his first three seasons on Romeo Crennel's staff as defensive backs coach.

Last season Tucker inherited a young secondary as the Browns ranked 24th in the league with allowing 230.1 yards passing per game. Tucker was responsible for the development of two young safeties, Sean Jones and Brodney Pool, and tutored two rookie draft choices who made an immediate impact in the secondary. Second-round selection Eric Wright started 13 games at left corner and tied for second on the team with 11 passes defended, while fifth-round pick Brandon McDonald became a force in the second half of the season as the nickel defensive back and tied Wright for second on the club with 11 passes defended.

In 2006, Tucker's secondary unit was depleted with injuries, yet ranked 15th in the NFL in pass defense (202.6 ypg.). The secondary lost starters DB Daylon McCutcheon (knee) in training camp and DB Gary Baxter (patella) in Week 7 and DB Leigh Bodden missed seven games with a nagging ankle injury. Tucker worked with S Sean Jones, who emerged as a leader on the defense, and DB Daven Holly as they tied for the team lead with five interceptions each.

In his first season with the Browns in 2005, Tucker led the secondary unit as the Browns ranked fourth in the NFL in pass defense (179.2 ypg). Tucker joined the Browns after spending the previous four seasons (2001-04) on Jim Tressel's staff at Ohio State. Tucker coached defensive backs and was co-defensive coordinator during the 2004 season as he played an integral role in game preparation and strategy.

Tucker grew up in Cleveland and played college football at the University of Wisconsin. Prior to joining the staff at Ohio State, he spent one year (1999) at Miami (Ohio) University and one season at LSU (2000), where he coached the defensive backs at both schools.

In his four years at Ohio State, Tucker developed into an outstanding teacher and motivator and demonstrated the ability to get the most out of his players. He was regarded as one of the up-and-coming young coaches in college football.

Two of Tucker's Ohio State players—strong safeties Michael Doss and Will Allen—won first team All-America honors, while cornerback Chris Gamble was a second team All-American pick.

Tucker prepped at Cleveland Heights High School and was a two-time member of the *Cleveland Plain Dealer's* All-Scholastic team. He won All-Ohio honors in football as a senior and also enjoyed an outstanding basketball career. At Wisconsin, Tucker earned four letters as a defensive back. He graduated in the spring of 1995 with his degree in agricultural business management.

He began his coaching career in 1997 as a graduate assistant under Nick Saban at Michigan State University. After two years in that capacity, he became defensive backfield coach at Miami (Ohio). He spent one year with the RedHawks, leaving after the 1999 season to re-join Saban who had moved on to LSU.

Tucker was born Jan. 4, 1972, in Cleveland. Mel and his wife Jo-Ellyn, an attorney, were married in June of 1999. They have two sons, Joseph (2/18/02) and Christian (2/18/04).

COACHING BACKGROUND

1997-98	Michigan State University, graduate assistant
1999	Miami (Ohio) University, defensive backs coach
2000	Louisiana State University, defensive backs coach
2001-04	Ohio State University, defensive backs coach/co-defensive coordinator
2005-07	Cleveland Browns, defensive backs coach
2008	Cleveland Browns, defensive coordinator





CORY UNDLIN

DEFENSIVE BACKS COACH

YEAR WITH BROWNS: 4TH

YEAR IN NFL: 5TH

Cory Undlin was promoted to defensive backs coach on Jan. 12, 2008. Undlin is entering his fourth season on Romeo Crennel's staff, as he previously served as secondary and assistant special teams coach in 2007 after serving the previous two seasons (2005-06) as defensive quality control coach.

Undlin came to Cleveland from the New England Patriots, where he spent the 2004 season as the defensive assistant helping with the defensive backs. Undlin was part of a Patriots team that won back-to-back Super Bowl championships and also won an NFL record 21 straight games.

Before joining New England, Undlin spent two seasons assisting with the defensive backs as a graduate assistant at Fresno State University (2002-03). During those two seasons, Fresno State won back-to-back Silicon Valley Bowls by defeating Georgia Tech and UCLA, respectively.

Prior to Fresno State, Undlin spent four years at Cal Lutheran University as a linebackers/defensive coordinator (1998-2002). Undlin played defensive back at Cal Lutheran from 1990-1994, and received a Master's degree from CLU in 2003.

Undlin was born June 29, 1971, in St. Cloud, Minn. Undlin and his wife Amy, have one son, Caden (5) and daughter, Brooke (1).

COACHING BACKGROUND

1998-2000	California Lutheran University, linebackers coach
2000-02	California Lutheran University, defensive coordinator
2002-03	Fresno State University, graduate assistant, defensive backs
2004	New England Patriots, coaching staff assistant, defensive backs
2005-06	Cleveland Browns, defensive quality control coach
2007	Cleveland Browns, secondary coach and assistant special teams coach
2008	Cleveland Browns, defensive backs coach



FRANK VERDUCCI

OFFENSIVE ASSISTANT

YEAR WITH BROWNS: 2ND

YEAR IN NFL: 8TH

Frank Verducci is entering his second season as offensive assistant. Verducci was named offensive assistant on Feb. 8, 2007. Verducci brings 26 years of coaching experience to the Browns including seven years in the NFL with Cleveland, Buffalo, Dallas and Cincinnati and 19 additional years at the collegiate level. Five of his current and former players were named to the 2008 Pro Bowl (Braylon Edwards and Joshua Cribbs—Cleveland, Jason Peters—Buffalo, Andre Gurode and Flozell Adams—Dallas).

Verducci spent two years with Buffalo as assistant offensive line and tight ends coach in 2004 and was elevated to offensive line coach in 2005. He joined the Dallas Cowboys in 2002 as offensive line coach. Verducci began his NFL coaching career with Cincinnati as the Bengals tight ends coach for three seasons (1999-01).

Prior to coaching in the NFL, Verducci spent 19 years coaching at the collegiate level. Most notable was a ten-year stint as offensive line coach at Iowa (1989-98). Verducci has coached in ten bowl games (two Rose Bowls, two Holiday Bowls, two Sun Bowls, two Alamo Bowls, Citrus Bowl and Aloha Bowl). Twelve of Verducci's offensive linemen at Iowa went on to make NFL rosters.

Verducci also coached wide receivers at Northwestern (1987-88), was an assistant at Iowa (1985-86), running backs and strength coach at Northern Illinois (1984), tight ends coach at Maryland (1981-83) and an assistant at Colorado State (1980).

Verducci was born March 17, 1957, in Glen Ridge, N.J. Verducci played fullback and tight end at the U.S. Merchant Marine Academy - Kings Point and went on to receive his bachelor's degree from Seton Hall University. He and his wife, Noel, have a son, Jack, and a daughter, Cameron.

COACHING BACKGROUND

1980	Colorado State, assistant
1981-83	Maryland, tight ends
1984	Northern Illinois, running backs/strength coach
1985-86	Iowa, assistant
1987-88	Northwestern, wide receivers
1989-98	Iowa, offensive line
1999-01	Cincinnati Bengals, tight ends
2002	Dallas Cowboys, offensive line
2004	Buffalo Bills, assistant offensive line/tight ends
2005	Buffalo Bills, offensive line
2007-08	Cleveland Browns, offensive assistant





T.J. McCREIGHT

DIRECTOR, PLAYER PERSONNEL

T.J. McCreight is in his fourth season with the Browns and was elevated to the position of Director, Player Personnel in 2007 after serving the previous two seasons as Assistant Director, Player Personnel.

McCreight's duties with the team include assisting in pro scouting, advance scouting of upcoming opponents, unrestricted free agency and assisting the college scouting staff in preparation for the NFL Draft. McCreight also assists with contract negotiations with

some draft selections.

McCreight spent the previous eight seasons (1997-2004) in the Baltimore Ravens personnel department, including his last two seasons with the Ravens' as the club's national scout. McCreight spent three seasons with Baltimore as the East area scout and was then assigned expanded coverage to scout players throughout the United States.

McCreight gained his football experience in the college ranks both as a player and a coach. He was a tight end at Liberty University (Lynchburg, Va.), where he played under former Browns head coach Sam Rutigliano. McCreight graduated in 1992 with a degree in marketing.

McCreight's college coaching resume includes defensive line coach at Delaware State University from 1994-97 and receivers coach at Oberlin College in 1993. He and his wife, Linda, live with their son Matthew, 7, and daughter, Maggie, 5, in Bainbridge, Ohio.



STEVE SABO

DIRECTOR, PRO PERSONNEL

Steve Sabo was appointed as Director, Pro Personnel last season and is currently in his tenth season with the Browns. Sabo is responsible for scouting NFL teams, and assists with advance scouting of upcoming opponents. He also plays a role with the acquisition of unrestricted free agents throughout the year and preparation for the NFL Draft.

Sabo joined the Browns in 1998 after working with the New Orleans Saints from 1994-98. He worked as an administrative assistant with the Saints from 1994-96 and as a pro scout from 1996-98. Prior to joining the Saints, Sabo worked as a research assistant with NFL Films in 1993-94.

Sabo, 37, was born in Willingboro, N.J., and graduated from Kutztown University in 1993. He is married to the former Ursula Anderson of Knoxville, Tenn. They have a daughter, Anderson, and reside in Medina, Ohio.



JAMES KIRKLAND

ASSISTANT DIRECTOR, PRO PERSONNEL

James Kirkland is in his fifth season with the Browns and is entering his second season as Assistant Director, Pro Personnel. Kirkland spent the previous two seasons (2005-06) as an area scout. Before coming to Cleveland, Kirkland spent the previous three months as a recruiting intern at Duke, which came following a season-long tenure with the Atlanta Falcons. As a Falcons' volunteer scouting intern, he assisted with scouting of the defensive line and defensive backs.

Kirkland earned a bachelor's degree in philosophy from Duke and was a four-year letterman as a defensive end on the Blue Devil football squad, where he recorded 13 career sacks. He went on to earn a Master's degree in business administration with a concentration in marketing and accounting from Georgia Tech. Kirkland and his fiancée, Kim, have a daughter, Janay.



JIM JAUCH

ASSOCIATE DIRECTOR, PRO PERSONNEL

Jim Jauch is entering his fifth season with the Browns and his first in a newly created position of Associate Director, Pro Personnel. Jauch spent the previous four seasons as a college scout for the Browns and has 16 years of NFL scouting experience. Jauch joined the Browns in 2004 and worked four seasons (2004-07) as a College Area Scout - East.

Jauch worked from 1992 to 2003 as a college scout for the San Diego Chargers, where he was responsible for the most comprehensive area held by a college scout for the franchise. Since 2002, he has covered nine states in the Midwest, including Ohio, and also crosschecked the Southeast, which included eight additional states.

JIM JAUCH CONTINUED...

Jauch played four seasons in the Canadian Football League (CFL) for the Calgary Stampeders (1989), Edmonton Eskimos (1990) and Hamilton Tigercats (1991-92).

Jauch earned a bachelor's degree in criminal justice from the University of North Carolina-Chapel Hill, where he lettered four times as a defensive back. His father, Ray, was a head coach for the Washington Federals (USFL) and also served as a head coach for 14 seasons in the CFL for the Edmonton Eskimos and Winnipeg Blue Bombers. Jauch was born on June 25, 1965, in Iowa City, Iowa. He and his wife, Shaunea, reside in Cleveland and have a daughter, Sienna, 2.



PAUL WARFIELD

SENIOR ADVISOR TO THE GENERAL MANAGER

Paul Warfield begins his fifth season with the Browns as Senior Advisor to the General Manager. Warfield previously worked for the Browns as Director of Player Relations from 1981-87. His main responsibilities with the club will include college scouting, talent evaluation and special projects.

Warfield starred for the Browns from 1964-69 and again from 1976-77 and also spent five seasons (1970-74) with the Miami Dolphins. Warfield led the Browns in receiving as a rookie, catching 52 passes for 920 yards and nine touchdowns and helped Cleveland win the 1964 NFL Championship (27-0 vs. Baltimore on Dec. 27).

Warfield played college football at Ohio State and was enshrined into the Pro Football Hall of Fame in 1983. Over his 13-year NFL career, he caught 427 passes for 8,565 yards and 85 touchdowns with a sensational 20.1-yard per catch average. Warfield was named All-NFL five times and was selected to eight Pro Bowls.



DANIEL JEREMIAH

NATIONAL SCOUT

Daniel Jeremiah joined the Browns on May 7, 2007, and is entering his second season as a national scout for the club. Jeremiah joins the Browns after serving the previous four seasons with the Baltimore Ravens, including the last two seasons as the West area scout (2005-06) after being promoted from personnel assistant (2003-04).

Prior to joining the Ravens, Jeremiah was a production assistant for ESPN's Sunday Night Football from 2001-02. For three years he also worked NFL Draft weekend for ESPN at Madison Square Garden.

The San Diego native graduated from Appalachian State in 2000 with a degree in broadcast management and marketing. Jeremiah was Appalachian State's starting QB for three years (1998-2000) after transferring from Northeast Louisiana (1996-97) for two seasons.

Jeremiah was a three-sport star at Christian (El Cajon, Calif.) High School as a quarterback, point guard in basketball and outfielder in baseball. He and his wife, Merae, have four children: daughters Lauren, 7, and Makenna, 2, and sons Ryland, 5 and Hayden, 1. The family resides in Murrieta, Calif.



PAT ROBERTS

NATIONAL SCOUT

Pat Roberts is in his fourth season as the Browns National Scout and will have an enhanced role of scouting all the top collegiate football programs across the country. Roberts spent the previous seven years with the Chicago Bears in various roles within their scouting department.

Roberts spent the 2004 season as the Bears Southeast Area Scout, and had served previously as the club's Northeast Area Scout for five seasons (1999-03). Roberts joined the Bears in 1998 and served as the Bears in-house scout for the 1998 season.

A graduate of DePauw University (Ind.), Roberts played four years at DePauw as an offensive guard (1991-94) and graduated in 1995 with a degree in exercise science. Following graduation, Roberts continued his education and received his master's degree from Indiana State in 1997, while coaching football at DePauw (1995-97). Roberts was running backs coach in 1995 and served as offensive line coach for two seasons (1996-97).

In 1998, Roberts briefly served as head strength coach and offensive line coach for Division III Millsaps College in Jackson, Miss., before accepting a position with the Chicago Bears.

Roberts was born Oct. 4, 1972, in Mishawaka, Ind. Roberts and his wife, Allison, an attorney, live in High Bridge, N.J., and have a daughter, Sophia, 2.





JAKE HALLUM

SENIOR SCOUT

Jake Hallum is in his fourth season with the Browns as a senior college scout and has been evaluating college talent for more than three decades. Prior to joining the Browns, Hallum served five seasons as a college scout with the New England Patriots, primarily in the Midwest and Southeast.

Hallum provided the Philadelphia Eagles with five seasons (1995-99) as a college scout. His experience at the college level began as the head coach at Morehead State in 1968.

After four seasons (1968-71), Hallum moved to the University of Maryland, where he coached the offensive line from 1972 to 1981. In 1982, he began an eight-year assignment as an assistant at Kentucky.

In 1990, he accepted the position as offensive line and tight ends coach at Arizona State. Following the 1991 season, he left the coaching ranks, completing a 24-year college coaching career. In 1992, he began his scouting career as a regional scout for National Football Scouting, and scouted Texas, Oklahoma, Louisiana and Mississippi. Hallum held the position with National Scouting for two seasons prior to joining the Eagles, and with Philadelphia, he scouted all areas of the United States.

Hallum was born Nov. 2, 1938, in Liberty, S.C. He played linebacker and guard at Newberry College (1957-60) and later earned his master's degree from Murray State in 1965. He coached high school football at his alma mater, Pickens (S.C.) High (1960-62), later making stops at Hopkinsville (Ky.) High (1962-66) and Paul Blazer High in Ashland, Ky. (1966-67), winning the state AAA championship at Hopkinsville High and Paul Blazer High School.

Jake and his wife, Mable, have two sons, Todd and Bart. He and his wife reside in Lexington, Ky.



ZAC BOCIAN

COLLEGE SCOUT

Zac Bocian is entering his sixth season with the Browns and his second season as a college scout. Prior to becoming a college scout, Bocian spent two seasons as a scouting assistant. Bocian originally joined the Browns in 2003 as an intern in the video department and later assisted in various scouting and coaching capacities. Bocian graduated from the University of California, Berkeley in 2003 after playing tight end at Diablo Valley College. Bocian was born in Oakland, Calif.



KEVIN KELLY

COLLEGE AREA SCOUT - MIDWEST

Kevin Kelly is in his eighth year as a college area scout for the Browns. He arrived in Cleveland following five years (1996-2000) as head coach and offensive coordinator for St. Viator High School in Arlington Heights, Ill.

Kelly previously coached at Case Western Reserve University (1995) as defensive coordinator and defensive backs coach, John Carroll University (1994) as linebackers coach and at Lake Forest College (1993) as defensive line coach. He began his coaching career with a three-year stint at Indiana University (1989-92) as a defensive graduate assistant.

He holds a Master's degree in sports marketing and management and a bachelor's degree in economics from Indiana University. Kelly was a walk-on player at Indiana University and following a stint at the 1986 All-American Bowl, he captained the Hoosiers to the 1987 Peach Bowl. Kelly also played at the University of Miami (Fla.) and was a member of the Hurricanes' 1983 National Championship team.

Kelly and his wife, Allison, have two sons, Ryan, 13, and Payton, 8, and one daughter, Abigail, 5, and reside in Indianapolis, Ind.



RICH LONG

COLLEGE AREA SCOUT - EAST

Rich Long is beginning his seventh season with the Browns and his first in the position of College Area Scout - East. Long previously served the role of Research and Development Scout, where he managed information from the scouting staff on a year-round basis in preparation for the NFL Draft, served as a liaison between the scouting and personnel staff, evaluated players and worked on special projects at the direction of Phil Savage.

Prior to joining the Browns, Long was a partner for two years (2001-2002) with the law firm Hoffman Long LLP in Harrisburg, Pa., and also served four years (1997-2000) as a deputy district attorney



RICH LONG CONTINUED...

in Harrisburg. Long graduated with his law degree from the University of Miami (Fla.) in 1996, and his undergraduate degree in political science from Gettysburg College (Pa.) in 1989. Long played four years of football at Gettysburg as a kicker and punter. In 1987, he was selected first-team All-Centennial Conference and first-team All-Eastern College Athletic Conference. In 1993, he served as an assistant coach at Dickinson College (Pa.).

Long is a Major in the United States Army Reserve and served a nine-month tour of duty in Baghdad, Iraq (2005-06), where he served with the Multi-National Security Transition Command – Iraq. Long is originally from Harrisburg, Pa. He is married to the former Michelle Yurich. The couple reside in Middleburg Heights, Ohio and they are expecting their first child this fall.



ROBERT MORRIS **COLLEGE AREA SCOUT – SOUTHWEST**

Robert Morris is in his seventh year as a college area scout for the Browns after serving as a collegiate assistant coach at the Division I-A level for 21 years.

Morris entered coaching as a secondary coach at Northern Illinois University from 1980-83, after working the previous two years as a graduate assistant at the University of Colorado. Morris then served as secondary coach for 10 seasons (1984-93) at Indiana University and helped the Hoosiers reach six bowl games. He was defensive coordinator/secondary coach at Purdue University from 1994-95 and served as the Boilermakers special teams coordinator in 1996. Morris was passing game coordinator/secondary coach at the University of Akron from 1998-2000 and was the Zips defensive coordinator/secondary coach in 2001.

Morris received a master's degree in sports psychology and a bachelor's degree in secondary education from the University of Colorado. He was a two-year letter winner as a defensive back and punt returner for the Buffaloes and helped Colorado win the 1976 Big-8 Championship. Morris also lettered three years in baseball.

A native of Boulder, Colo., Morris is a member of the Fellowship of Christian Athletes. He and his wife, Jennifer, have two sons, Jerod, 27, and Joshua, 18. The Morris family volunteers with the Big Brothers and Big Sisters organization. Their 'little brothers' name is Bryce.



CHISOM OPARA **COLLEGE AREA SCOUT – SOUTHEAST**

Chisom Opara is in his fourth season with the Browns as an area scout. Opara is entering his second season as a Southeast area scout after serving the previous two seasons as a Southwest area scout.

Opara spent the 2004 season with the Baltimore Ravens as a player personnel assistant. Opara served as an in-house scout and prepared special teams scouting reports, as well as scouting local colleges in Maryland, Delaware, West Virginia and Pennsylvania.

Opara originally signed with the Baltimore Ravens as an undrafted rookie free agent in 2003 and went to training camp with the Ravens before being waived at the end of camp. Opara went back to school and graduated from Princeton in 2004 with a B.A. in politics.

Opara played collegiate football at Princeton and finished his career second all-time in receiving yards (2,198) and third in receptions (154). Opara served as team captain his senior year and was a second-team All-Ivy League selection. Opara was born Dec. 16, 1981, in Baltimore, Md.



BOBBY VEGA **COLLEGE SCOUT**

Bobby Vega is in his fourth season with the Browns and is entering his second season as a college scout. Vega served his previous two seasons with the club as a scouting assistant.

Vega graduated in 2005 from the College of Wooster. During his senior year in 2004, Vega started 12 games at linebacker and ranked second on the club with 91 tackles, including 60 solo, 9.5 TFL, 3.5 sacks for 36 yards, five PBU and four quarterback pressures. Vega is

from Windsor, Conn.





BOB WELTON

COLLEGE AREA SCOUT - WEST

Bob Welton is in his fifth season as a college scout for the Browns. Prior to joining the Browns, he served seven years as a head high school football coach. Welton spent the 2003 season with Coloma High School in Coloma, Mich., where he guided the team to its first undefeated season and first playoff victory in school history. For his efforts, he was named Lakeland Conference and MHSFCA Region 5 Coach-of-the-Year.

Welton spent the previous six seasons as head coach at South Haven High in South Haven, Mich., where he helped revive the program and also raised more than \$440,000 to rebuild the school's football stadium. Welton also served as head track coach at South Haven from 2001 until his departure. He taught physical education at the school from 1997 until 2003, when he began teaching special education.

Welton also has coached baseball and served as an assistant varsity football coach at Adrian High School (Mich.) from 1990-96.

Welton was born in Toledo, Ohio and attended Erie-Mason High School. Welton earned a bachelor's degree in physical education/health from Adrian (Mich.) College, where he played quarterback and was part of two MIAA championship teams. Welton did his post graduate work at both Eastern Michigan and Grand Valley State University.

Welton and his wife, Laura, have a son, Tye, 1, and reside in Boise, Idaho.



DONOVAN BEIDELSCHIES

PLAYER PERSONNEL ASSISTANT - COLLEGE SCOUT

Donovan Beidelschies is entering his fourth season with the Browns and his second season as player personnel assistant and college scout. Beidelschies spent two seasons as team operations coordinator (2005-06). Beidelschies played football at Heidelberg College and graduated with a BA in history and secondary education in 2000.

Beidelschies spent the 2000 season at Allegheny College as assistant football coach and defensive line coach. He spent four seasons (2001-04) at Thiel College in Greenville, Pa., as an assistant football coach, special teams coordinator and travel coordinator. He received his MA in higher education administration from Youngstown State University in 2004. Beidelschies was born in Tiffin, Ohio. He and his wife, Michelle, are expecting their first child this summer. The couple reside in Medina, Ohio.



TRIP MACCRACKEN

DIRECTOR OF FOOTBALL ADMINISTRATION

Trip MacCracken is in his tenth season with the Cleveland Browns. He works with player contract negotiations and salary cap management, and helps coordinate the Browns' compliance with the NFL's Collective Bargaining Agreement.

MacCracken attended Hamilton College in Clinton, New York, where he played football for two seasons and baseball for one season before taking part in the school's Semester in Washington program during the fall of 1994. While in Washington, he interned at the

White House and assisted the Redskins on game days. MacCracken then worked several summer internships with the Redskins, which led to an internship during the summer of 1998 at NFL Management Council.

A lifelong Browns fan, MacCracken graduated from Hawken School in 1992, where he captained the football and baseball teams. MacCracken graduated Cum Laude from Hamilton College in 1996 and graduated from Duke University School of Law in 1999. He is a member of the Ohio State Bar Association.

MacCracken, 34, is single and lives in Hudson, Ohio.





JIM BROWN

EXECUTIVE ADVISOR

Cleveland Browns Hall-of-Fame running back Jim Brown has returned to the Browns organization in a role of assisting to build relationships with Browns players and to further enhance the NFL's wide range of sponsored programs through the Browns player programs department.

Brown was Cleveland's number one draft choice in 1957 out of Syracuse and went on to fulfill his storied NFL career which included leading the NFL in rushing in eight of his nine seasons, appeared in nine straight Pro Bowls, and was twice named the NFL's MVP (1958 & 1965). Brown holds the Browns' record for most combined net yards (15,459), career rushing yards (12,312), most points in one season (126), career TDs (126), rushing TDs (106), most consecutive games scoring a TD (10) and most 1,000 yard seasons (7).

Brown's number 32 was retired by the Browns and was inducted into the Pro Football Hall of Fame in 1971. Brown is very active with his Amer-I-Can Program, which teaches self-help principles to ex-convicts and gang members. Brown was born on Feb. 17, 1936, in St. Simons, Ga.



JERRY BUTLER

DIRECTOR, PLAYER DEVELOPMENT

Jerry Butler is in his tenth year with the Browns and eighth year as the team's director, player development. Butler served six years in the Buffalo Bills front office and arrived in Cleveland to coach the Browns wide receivers in 1999 and 2000.

Butler ensures the successful transition of NFL players into and out of professional football by administering a continuum of programs and services designed to assist players to succeed in their lives off the field. The programs address an array of off the field issues including degree completion, internships, counseling and financial education. Recently developed programs include the NFL Business Management Entrepreneurial Program, Broadcast Boot Camp and NFL Brand University.

Butler received the 2003-2004 Winston-Shell Award for innovation and commitment to player development, and the 2007 Outstanding Financial Education Program for innovation. Butler currently serves on the NFL's Player Development Executive Steering Committee.

Butler was one of the most productive receivers in the NFL during his nine-year (1979-87) playing career. When Butler retired from the Bills following the 1987 season, he held several of the club's all-time receiving marks- most receiving yards in a game (255 vs. N.Y. Jets, on Sept. 23, 1979) and most touchdowns in a game (4 vs. N.Y. Jets, on Sept. 23, 1979). Butler was Buffalo's first-round draft choice in 1979, and was named AFC Offensive Rookie-of-the-Year in 1979 and earned a Pro Bowl selection in 1980.

A graduate of Clemson University, Butler was an All-America choice as a senior and was inducted into the Clemson Hall of Fame in 1986, and named to the Clemson Ring of Honor – the highest honor a Clemson athlete can receive, and also inducted into the South Carolina Athletic Hall of Fame in 1997.

During his playing career, Butler established himself as a community leader. He was the Bills' "Man-of-the-Year" in 1981 and 1982 for his outstanding community service and was honored in 1983 by the Buffalo and Erie County YMCA with the Jackie Robinson Award.

A native of Ware Shoals, S.C., Butler was born on Oct. 12, 1957. He and his wife, Paula, have two children, Jerry, 21, and Chrissy, 19. The family resides in Shaker Heights, Ohio.



PATRICK DOLAN

VIDEO DIRECTOR

Patrick Dolan is in his eleventh year as the Browns video director. He joined the Browns in 1998 after working as the assistant video director with the Pittsburgh Steelers from 1988-98.

He holds a B.S. degree in business administration/accounting from the University of Pittsburgh (1987). Dolan worked as a graduate assistant football coach for the Panthers in 1987-88.

Dolan, 43, was born in Sharon, Pa., and is married to the former Tammy Lockhart of Port Vue, Pa. They have three daughters, Jenna, 14, Julia, 12, and Kaleigh, 7, and reside in Medina, Ohio.





MARTY LAUZON

HEAD ATHLETIC TRAINER

Marty Lauzon is in his fourth season as the Browns head athletic trainer and tenth season with the organization. Lauzon is responsible for coordinating the medical care for the organization, which includes the evaluation and care of injuries and the treatment and rehabilitation of all players and staff members.

Lauzon is a licensed physical therapist and a certified athletic trainer. He also holds the distinction of being a certified specialist in sports physical therapy through the American Physical Therapy Association. Lauzon holds degrees from Rosemont College (Montreal, Quebec, 1988) and the University of Ottawa Physical Therapy School (Ottawa, Canada, 1994).

Lauzon joined the Browns after serving as the rehabilitation coordinator for football and all other varsity sports at UCLA from 1997-98. Lauzon began his career with an internship with the Montreal Machine (WLAF) in 1992 and the Ottawa Rough Riders (CFL) in 1993. He served as a physical therapist for the Professional Sports Care Clinic (Pasadena, Calif.) in 1994 and as a volunteer physical therapist for the University of Southern California football in 1994 and 1996. Lauzon worked as the assistant trainer for the Ottawa Rough Riders (CFL) in 1995 and as a clinical supervisor for Independent Physical Therapy Clinics (Torrance, Calif.) in 1996.

Lauzon was born Jan. 17, 1969, in Montreal, Canada.



KEVIN MACK

ASSISTANT DIRECTOR, PLAYER PROGRAMS

Kevin Mack rejoined the Browns organization on March 20, 2007, and is entering his second season as Assistant Director, Player Programs. Mack will work with Browns Director of Player Programs, Jerry Butler, to facilitate player development programs offered by the Browns and the NFL, which include off-field personal development programs with life skills training, continuing education, financial education, career internships and family assistance.

A native of Kings Mountain, N.C., Mack played nine seasons for the Browns (1985-93) and ranks among franchise leaders in many rushing records including: fifth in rushing yards (5,123), fourth in rushing attempts (1,291) and fourth in rushing touchdowns (46). Mack had a career-high 1,104 yards rushing in 1985 and 10 rushing touchdowns in 1986.



BRAD MELLAND

EQUIPMENT MANAGER

Brad Melland is in his fourth season as the Browns equipment manager after serving as the assistant equipment manager for the Seattle Seahawks the previous seven seasons (1998-2004). Melland worked for the Montreal Alouettes (1996-98) as the assistant director of football operations and the head equipment manager and travel coordinator.

Melland also has experience with the Baltimore Stallions (1994-95) of the Canadian Football League, World Football League's Rhein Fire (1995) and Orlando Thunder (1991-1992) and the Arena Football's Tampa Bay Storm (1993).

Melland is a native of Williston, North Dakota and a graduate of Williston High School and the University of North Dakota, where he earned his BBA in management. Melland and his wife Tanya, a native of Montreal, have four children, Christopher, 9, Caeli, 7, Jaime, 6 and Jace, 2.





ANTHONY MINIACI, M.D., F.R.C.S.C.

HEAD TEAM PHYSICIAN

Anthony (Tony) Miniaci is in his sixth season as Head Team Physician with the Browns. He joined the Cleveland Clinic after serving as Head of the Sports Medicine Program and Professor of Orthopaedic Surgery at the University of Toronto. Dr. Miniaci graduated from the University of Western Ontario Medical School in London, Ontario, Canada in 1982 and completed his residency and training in Orthopedics there in 1987. He received further training at the University Hospital in Berne, Switzerland, at the Kerlan-Jobe Orthopedic Clinic in Los Angeles, and at the Alberta Heritage Research Center in Calgary, where he developed an interest and expertise in disorders of the shoulder and knee as well as articular cartilage problems.

Miniaci has continued his clinical and basic science research work at the Cleveland Clinic where he leads an ever-expanding academic program in Sports Medicine. He is active in many Orthopaedic associations both nationally and internationally, has been very innovative in developing different surgical procedures and designing new minimally invasive implants for the treatment of arthritis in young patients and has won numerous awards and honors.

Miniaci is involved in the treatment of both professional and elite amateur athletes involved in a variety of sports in the United States, Canada and internationally. He has been a prime consultant for the National Hockey League Players Association for many years while in Toronto and continues to evaluate and operate on many players from the NHL at the Cleveland Clinic.

Miniaci and his wife, Judy, have been married for over 25 years and the couple has three children who are all avid sports enthusiasts. Their eldest daughter, Sara Lyn, is entering her third year of medical school at Case Western Reserve University. Joseph is an accomplished downhill ski racer and is currently enrolled at the business program at the University at Western Ontario in London, Canada. Their youngest son, Anthony, who has also competed in downhill ski racing, has enrolled at Miami (Ohio) University. The family loves spending their winters skiing and their summers at their family cottage in Ontario water-skiing, golfing and relaxing.



FOOTBALL OPERATIONS

Phil Savage Senior Vice President & General Manager

PLAYER PERSONNEL & SUPPORT STAFF

T.J. McCreight Director, Player Personnel
 Steve Sabo Director, Pro Personnel
 James Kirkland Assistant Director, Pro Personnel
 Jim Jauch Associate Director of Pro Personnel
 Paul Warfield Special Assignment Scout/Advisor to the General Manager
 Donovan Beidelschies Player Personnel Assistant/College Scout
 Zac Bocian College Scout
 Jake Hallum Senior Scout
 Daniel Jeremiah National Scout
 Kevin Kelly College Scout - Midwest
 Sam LeBlond Football Operations Assistant
 Rich Long College Scout - East
 Bob Morris College Scout - Southwest
 Chisom Opara College Scout - Southeast
 Bill Rees Player Personnel/Special Projects
 Pat Roberts National Scout
 Bobby Vega College Scout
 Bob Welton College Scout - West
 Trip MacCracken Director, Football Administration
 Debbie Kruszynski Executive Assistant, Player Personnel
 Linda Leoni Executive Assistant, SVP & General Manager
 Lindsay Spieler Football Administration Assistant
 Jim Brown Executive Advisor
 Jerry Butler Director, Player Development
 Kevin Mack Assistant Director, Player Development

TRAINING & MEDICAL

Marty Lauzon Head Athletic Trainer
 Danny Long Assistant Athletic Trainer
 James Williams Assistant Athletic Trainer
 Dr. Anthony Miniaci Head Team Physician
 Dr. Richard Figler Team Physician

EQUIPMENT

Brad Melland Head Equipment Manager
 Kathy Fritz Team Seamstress
 Chris Kurman Assistant Equipment Manager
 Jim McLaughlin Equipment Assistant
 Dominic Velotta Equipment Assistant

VIDEO

Pat Dolan Video Director
 Matt Wise Video Assistant
 Jeff Wallo Assistant Video Director

TEAM OPERATIONS

Brendan Rowe Director, Team Operations
 Matt Lipman Coordinator, Team Operations
 Cathy Slezak Executive Assistant, Team Operations

COACHING STAFF

Romeo Crennel Head Coach
 Rob Chudzinski Offensive Coordinator
 Ted Daisher Special Teams Coordinator
 Rip Scherer Assistant Head Coach/
 Quarterbacks Coach
 Mel Tucker Defensive Coordinator

POSITION COACHES & SUPPORT STAFF

Dave Atkins Senior Offensive Assistant Coach
 Chris Caminiti Head Coach Liaison/Assistant Special Teams Coach
 Cheryl Cannon Administrative Assistant, Coaching Staff
 Wes Chandler Wide Receivers Coach
 Alan DeGennaro Assistant Strength & Conditioning Coach
 Mike Haluchak Linebackers Coach
 Umberto Leone Defensive Quality Control Coach
 Anthony Lynn Running Backs Coach
 Steve Marshall Offensive Line Coach
 Richard McNutt Assistant Defensive Backs Coach
 Randy Melvin Defensive Line Coach
 Tom Myslinski Strength & Conditioning Coach
 Alfredo Roberts Tight Ends Coach
 Mike Sullivan Assistant Offensive Line Coach
 Bob Trott Defensive Assistant Coach
 Cory Undlin Defensive Backs Coach
 Frank Verducci Offensive Assistant Coach

BUSINESS OPERATIONS

Randy Lerner Owner
 Michael J. Keenan President
 Bob Kain Vice Chairman
 Lewis C. Merletti Senior Vice President
 Bill Bonsiewicz Vice President, Communications
 David Jenkins Vice President, Finance & Administration
 Carl Meyer Vice President, Security
 Brett Reynolds Vice President, Sales & Marketing
 Shannon Carlin Executive Assistant, Owner
 Kat Mathis Associate in the Office of the Senior Vice President
 Donna Podolak Executive Assistant, Vice Chairman
 Bonnie Rose Executive Assistant, President

FINANCE & ADMINISTRATION

FINANCE

Lorne Novick Legal Counsel
 Greg Rush Director, Finance
 Sue Majewski Payroll Administrator
 Carolyn Mech Executive Assistant, Finance & Legal



Julie Ann Reeder	Manager, Retail & Food Services
Laurie Rice	Controller
Pam Smith	Assistant Controller
Dena Squire	Coordinator, Accounts Payable

HUMAN RESOURCES

Mike Nikolaus	Director, Human Resources
C.C. Slocum	Coordinator, Human Resources

INFORMATION TECHNOLOGY

Chetan Tanna	Senior Manager, Information Technology
Brandon Covert	Data Security Administrator
Jud Covert	Network Analyst
Linwood Jones	Database Analyst
Dave Kaber	Information Technology Analyst
Jeff Patton	Network Manager

SUITE OPERATIONS

Joe Ricciuti	Director, Suite Operations
Veronica DeLorenzo	Coordinator, Suite Operations

DIRECT MARKETING & CUSTOMER SERVICE

John Schulze	Director, Direct Marketing & Customer Service
Seth Hall	Coordinator, Fan Relations
Renia Hobbs	Manager, Fan Relations
David Lee	Senior Manager, Ticket Operations
Karen Meier	Coordinator, Ticket Operations
Mike Patton	Senior Manager, Season Ticketing
Ricardo Rivera	Manager, Ticket Sales
Cari Savage	Administrative Assistant, Director Marketing & Customer Service

COMMUNICATIONS**ALUMNI RELATIONS**

Dino Lucarelli	Director, Alumni Relations
Anthony Dick	Coordinator, Alumni Relations
Bob Markowitz	Coordinator, Alumni Relations

COMMUNITY RELATIONS

Renee Harvey	Director, Community Relations
Ed Suggs	Director, Youth Development
Jenner Tekancic	Manager, Community Relations
Matthew Yunker	Coordinator, Community Relations

NEW MEDIA

Reagan Berube	Director, New Media
Timothy Dubravetz	Associate Director
Jamir Howerton	Talent / Associate Producer
Zac Jackson	Staff Writer
Steven King	Staff Writer
Dee Nocero	Editor, New Media
Jermel Wilkerson	Manager, New Media

PUBLIC RELATIONS

Ken Mather	Director, Media Information
Amy Palcic	Director, Communications

SALES & MARKETING**BROADCAST & PRODUCTION**

Kathy McLain	Director, Scoreboard
Rich Hanchette	Motion Graphic Artist, Scoreboard
Kyle Millen	Coordinator, Scoreboard Operations

CORPORATE SALES & CLIENT SERVICES

Scott Klein	Director, Corporate Sales & Client Services
Seamus Carr	Manager, Corporate Sales
Paul Corto	Manager, Corporate Sales
Bridget Huzicka	Manager, Client Services
Megan Manzo	Coordinator, Client Services
Nicole Peters	Manager, Client Services

MARKETING COMMUNICATIONS

Sean Reilly	Senior Manager, Marketing Communications
-------------	--

MARKETING SERVICES

George Muller	Director, Marketing Services
Justin Harbaugh	Assistant Art Director
Beth Malafa	Manager, Events & Special Projects
Chris Modarelli	Art Director
Jen Nawalaniec	Coordinator, Publishing
Beth Wilson	Coordinator, Events & Special Projects

OPERATIONS**BEREA FACILITIES**

Carol Meier	Receptionist
Matthew Srodek	Coordinator, Facilities
Casey Thompson	Coordinator, Shipping & Receiving

GROUNDS

Russell Digney	Assistant Groundskeeper
Eric Eucker	Assistant Groundskeeper
Russell Horn	Assistant Groundskeeper
Neal Pate	Assistant Head Groundskeeper
Chris Powell	Head Groundskeeper
Scott Springer	Grounds Supervisor
Jeffrey Witt	Assistant Groundskeeper

SECURITY

Ross Benjamin	Manager, Stadium Security
Sam Brown	Security Officer
Joe Cockburn	Security Officer
Paul DeMarco	Security Officer
Angel "Mo" Morales	Manager, Team Security
Ken Rundle	Manager, Training Facility Security

STADIUM OPERATIONS

Todd Argust	Director, Stadium Operations
Bill Baron	Manager, Custodial Services
Carla Mae Davis	Coordinator, Stadium Operations
Clete Diener	Coordinator, Stadium Facilities
Steve Eyerman	Manager, Stadium Operations
Mark Stoves	Dockmaster



CLEVELAND BROWNS

TEAM SHOP



The Team Shop is located on the South side of Cleveland Browns Stadium and is the headquarters for all your official Cleveland Browns merchandise. The Team Shop offers a wide array of Cleveland Browns merchandise from customized authentic jerseys and sideline caps to women's and children's apparel.

The Cleveland Browns welcome you to pay with your Visa® card.



In-Season Shop Hours*

11:00 a.m. - 5:00 p.m. 7 days a week


Off-Season Shop Hours*

11:00 a.m. - 3:00 p.m. Wed. through Sun.

*All hours are subject to change.

Please call 440.824.3427 for updates.

Visit ClevelandBrownsTeamShop.com for more information!



PLAYERS

THE NAME ON THE DOOR IS CLEVELAND | BRAYLON EDWARDS





5 MIKE ADAMS 20

HEIGHT: 5-11
WEIGHT: 195
COLLEGE: DELAWARE
BIRTHDATE: MARCH 24, 1981

HOW ACQUIRED: FA - '07
YEAR WITH BROWNS: 2ND
YEAR IN NFL: 5TH
CONTRACT: SIGNED THRU 2008

GAMES PLAYED/STARTED: 2004 (6/0); 2005 (14/0); 2006 (16/8); 2007(15/0).
CAREER GAMES: 53 GAMES, 18 STARTS.
POSTSEASON GAMES: 0 GAMES, 0 STARTS.

CAREER TRANSACTIONS: Originally signed as an undrafted rookie free agent by San Francisco on April 28, 2004...Waived by San Francisco on Sept. 4, 2004...Signed by San Francisco to the practice squad on Sept. 6, 2004...Signed by San Francisco to the active roster on Nov. 13, 2004...Signed by Cleveland as a free agent on April 2, 2007.

SEASONAL REVIEWS

2007: In his first season with the Browns, versatile safety provided depth in the secondary and was a key contributor on special teams...Appeared in 15 games and totaled 10 tackles, including 8 solo, 1 sack for 7 yards, 1 QB pressure and 2 PBU...Also ranked second on the team with 18 special teams tackles...Made his Browns debut in the opener vs. Pittsburgh on Sept. 9, with 1 special teams tackle...Played safety with a season-high 3 tackles and 1 PBU as he replaced starting FS Brodney Pool (concussion) in the 3rd quarter vs. Cincinnati on Sept. 16...Added 1 special teams tackle at Oakland on Sept. 23...Played safety with 1 solo tackle and added 1 special teams stop vs. Baltimore on Sept. 30...Matched a season-high 3 tackles at New England on Oct. 7...Led the club with 3 special teams tackles at St. Louis on Oct. 28...Added 2 special teams tackles vs. Seattle on Nov. 4, and at Pittsburgh on Nov. 11... Played safety and added 1 QB pressure and 1 sack for 7 yards with a 4th quarter sack of Ravens QB Kyle Boller at Baltimore on Nov. 18, and also added 3 special teams tackles and recovered a fumble by Ravens PR Cory Ross in the 1st quarter, forced by Joshua Cribbs...Added 1 special teams tackle vs. Houston on Nov. 25...Played safety with 2 solo tackles and 1 special teams tackle at Arizona on Dec. 2...Played safety with 1 solo tackle and 1 PBU at N.Y. Jets on Dec. 9, and led the club with 3 special teams tackles...Suffered a right knee injury in the 3rd quarter at Cincinnati on Dec. 23...Placed on Injured Reserve on Dec. 24, due to the right knee injury.

2006: In his third season with San Francisco, played in all 16 games, including eight starts, with 67 tackles and 3 PBU...Started seven games at free safety and one contest at corner in the nickel defensive package...Also added 12 special teams tackles...In the opener at Arizona on Sept. 10, started and posted 10 tackles...Started with 6 tackles and 1 PBU vs. St. Louis on Sept. 17...Started with 3 tackles vs. Philadelphia on Sept. 24, and 8 tackles at Kansas City on Oct. 1...Started with 6 tackles vs. Oakland on Oct. 8, and 5 tackles vs. San Diego on Oct. 15... Started at Chicago on Oct. 29, with 9 tackles and 1 PBU...Played safety and nickel back with 7 tackles and 1 PBU vs. Minnesota on Nov. 5...Added 5 tackles at St. Louis on Nov. 26...Totaled 2 special teams tackles at New Orleans on Dec. 3, and 2 special teams stops vs. Green Bay on Dec. 10...Started as the nickel back at Seattle on Dec. 14, with 5 tackles...Added 3 tackles vs. Arizona on Dec. 24, and 2 special teams stops at Denver on Dec. 31.

2005: Appeared in 14 games for the 49ers, including a career-high 10 starts, with nine starts at free safety and one at left corner...Established a career-high with 68 tackles, 1 sack, 1 forced fumble and also tied for the team lead with 4 interceptions...In the opener vs. St. Louis on Sept. 11, saw extensive action at corner in nickel packages with 3 tackles, 1 sack for 5 yards and 1 interception with under one minute left in regulation to preserve a 28-25 win...Added 2 tackles at safety and 3 special teams stops at Philadelphia on Sept. 18...Made his first career start at free safety at Arizona in Mexico City on Oct. 2, replacing the injured Mike Rumph in the secondary...Started at free safety and had 7 tackles and recovered a fumble in the end zone by Edgerrin James to prevent a TD vs. Indianapolis on Oct. 9...Started at safety and led the team with 9 tackles at Washington on Oct. 23...Started and recorded 4 tackles vs. Arizona on Dec. 4, and intercepted QB Kurt Warner in the 2nd quarter...Inactive at Seattle on Dec. 18, and at Jacksonville on Dec. 18, due to a knee injury...Started at left corner with 2 interceptions vs. Houston on Jan. 1, and scored his first NFL TD on a 40-yard interception return and also added his second interception and lateraled to S Ben Emanuel to set up 49ers game-winning field goal.

2004: Joined the 49ers as an undrafted rookie free agent and spent the first eight weeks of the regular season on the practice squad...Signed to the active roster on Nov. 13, and went on to play in eight games with 4 tackles, 1 interception, 1 PBU and also added 5 special teams tackles...Made his NFL debut vs. Carolina on Nov. 14, and recovered a fumble on special teams...Added 2 tackles and his first career interception vs. Miami on Nov. 28...Saw action at corner and on special teams at St. Louis on Dec. 5...Added 2 special teams tackles vs. Buffalo on Dec. 26.

COLLEGE: Started 23 of 43 career games at the University of Delaware...Posted 213 tackles, 11 interceptions

FUN FACTS

- One of three Delaware Blue Hens' alumni currently playing in the NFL (Joe Flacco-Baltimore; Ben Patrick-Arizona).
- Has a joint foundation with childhood friend Gerald Hayes (Ariz.) named the Rising Stars Foundation to assist underprivileged youth, www.risingstars-foundation.org.



MIKE ADAMS CONTINUED...

and 14 PBU...His 11 interceptions ranked 11th in school history...Captain his senior year and led team to win the NCAA Division I Football Championship Subdivision (formerly known as Division I-AA) in a 40-0 win over Colgate in 2003...Earned second-team All-Atlantic 10 honors as a senior, registered 70 tackles, 39 solo, 4 interceptions, 6 PBU, 2.5 TFL and 1 blocked field goal...Started all 10 games at strong safety as a junior and posted 63 tackles, 3 TFL, 3 PBU, 3 interceptions and 1 forced fumble...Appeared in six games with one start as a freshman.

PERSONAL: Born Michael Carl Adams on March 24, 1981, in Paterson, N.J...Prepped at Passaic Tech High School in Paterson, N.J...Nicknamed 'Pops' by grandmother...Earned all-state honors and was one of top 100 players in New Jersey...Also an all-area, All-Passaic County and second-team all-state selection as a senior...Lettered in track and baseball...Played high school football with Marcel Shipp (Ariz.) and Gerald Hayes (Ariz.)...Has a personal website www.pops20.com...Received a community service award from the House of Representatives and the New Jersey State Senate for his community service and volunteer work.

ADAMS' SINGLE-GAME CAREER HIGHS

TACKLES: 10 at Arizona 9/10/06

SACKS: 1 vs. St. Louis 9/11/05; at Baltimore 11/18/07

INTERCEPTIONS: 2 vs. Houston 1/1/06

FORCED FUMBLE: 1 at Chicago 10/31/04

PASSES DEFENSED: 1 six times, latest: vs. Minnesota 11/5/06

DEFENSIVE SCORES: 1 (INT return for TD) vs. Houston 1/1/06

ADAMS' CAREER DEFENSIVE STATISTICS

YEAR	TEAM	GP	GS	TACKLES						QB	INTERCEPTIONS					FUMBLES			SP T
				TOT	SOLO	ASST	TFL	SK	YDS		PRE	NO	YDS	LG	TD	PD	FF	FR	
2004	San Fran.	8	0	4	2	2	0	0.0	0.0	0	1	0	0	0	1	0	0	0	5
2005	San Fran.	14	10	68	55	13	0	1.0	5.0	0	4	40	40	1	2	1	0	0	3
2006	San Fran.	16	8	67	53	14	0	0.0	0.0	0	0	0	0	3	0	0	0	12	
2007	Cleveland	15	0	10	8	2	0	1.0	7.0	1	0	0	0	2	0	0	0	18	
NFL	TOTALS	53	18	149	118	31	0	2.0	12.0	1	5	40	40	1	8	1	0	0	38

**FB CHARLES ALI 41**

HEIGHT: 6-2
WEIGHT: 255
COLLEGE: ARKANSAS-PINE BLUFF
BIRTHDATE: AUG. 23, 1984

HOW ACQUIRED: FA - '07
YEAR WITH BROWNS: 2ND
YEAR IN NFL: 2ND
CONTRACT: SIGNED THRU 2008

GAMES PLAYED/STARTED: 2007(13/0).
CAREER GAMES: 13 GAMES, 0 STARTS.
POSTSEASON GAMES: 0 GAMES, 0 STARTS.

CAREER TRANSACTIONS: Signed by Cleveland as an undrafted rookie free agent on May 3, 2007.

SEASONAL REVIEWS

2007: Was the only Browns undrafted rookie free agent to earn a roster spot during training camp and spent the entire season on the 53-man roster...Rookie from Arkansas-Pine Bluff earned a roster spot by being a key contributor on special teams and appeared in 13 games...Made his NFL debut by playing on special teams vs. Cincinnati on Sept. 16...Dressed but did not play at Oakland on Sept. 23, and vs. Baltimore on Sept. 30...Played in the final 12 regular season contests.

COLLEGE: Started his collegiate career as a linebacker and was switched to fullback during spring drills in 2003...In 2006, played in 11 games and rushed 13 times for 32 yards and caught 9 passes for 56 yards...In 2005, started 10 games and rushed for 87 yards on 16 carries along with 2 receptions for 13 yards...In 2004, played in seven games and rushed for 35 yards on 11 attempts and 1 TD...In 2003, played in four games and rushed once for 4 yards and caught 1 pass for 2 yards.

PERSONAL: Born on Aug. 23, 1984, in St. Louis, Mo... Business management major.

ALI'S CAREER OFFENSIVE STATISTICS

YEAR	TEAM	GP	RECEIVING						RUSHING				
			GS	NO	YDS	AVG	LG	TD	NO	YDS	AVG	LG	TD
2007	Cleveland	13	0	0	0	0.0	0	0	0	0	0.0	0	0
NFL	TOTALS	13	0	0	0	0.0	0	0	0	0	0.0	0	0





QB DEREK ANDERSON 3

HEIGHT: 6-6
WEIGHT: 230
COLLEGE: OREGON STATE
BIRTHDATE: JUNE 15, 1983

HOW ACQUIRED: W (BALT.) - '05
YEAR WITH BROWNS: 4TH
YEAR IN NFL: 4TH
CONTRACT: SIGNED THRU 2010

GAMES PLAYED/STARTED: 2005 (0/0); 2006 (5/3); 2007 (16/15).
CAREER GAMES: 21 GAMES, 18 STARTS.
POSTSEASON GAMES: 0 GAMES, 0 STARTS.

CAREER TRANSACTIONS: Drafted by Baltimore in the sixth round, 213th overall, in the 2005 NFL Draft...Waived by Baltimore on Sept. 20, 2005...Claimed by Cleveland via waivers from Baltimore on Sept. 21, 2005...Signed by Cleveland to a three-year contract on Feb. 29, 2008.

CAREER HIGHLIGHTS: In 2007, named to his first Pro Bowl and had a breakout season in 2007 by passing for 29 TDs on 298-of-527 passing for 3,787 yards and a 82.5 QB rating...Tied a franchise mark with 5 TD passes in a 51-45 win over Cincinnati on Sept. 16...Had a career-high 364 yards passing vs. Seattle on Nov. 4, 2007...Had a career-high 143.0 QB rating on 18-of-25 passing for 248 yards and 3 TDs at St. Louis on Oct. 28, 2007...Completed 13 consecutive passes, which tied for fifth-best in franchise history, at Baltimore on Dec. 17, 2006.

SEASONAL REVIEWS

2007: In his third season with the Browns, appeared in all 16 games, including 15 starts and completed 298-of-527 passing for 3,787 yards with 29 TDs and 19 interceptions (298)...His 29 TDs ranked fifth in the NFL...Tied a franchise mark with 5 TD passes in a 51-45 win over Cincinnati on Sept. 16...Had a career-high 364 yards passing vs. Seattle on Nov. 4, and a career-high 143.0 QB rating on 18-of-25 passing for 248 yards and 3 TDs at St. Louis on Oct. 28...**Game 1 vs. Pittsburgh 9/9:** Backup QB and entered the game in the 2nd quarter...Was 13-of-28 passing for 184 yards with 1 TD and 1 INT for a 65.2 QB rating...In the 3rd quarter, capped a 7-play, 76 yard (3:41) drive with a 1-yard TD pass to FB Lawrence Vickers, as Anderson was 4-5-73 yards on the drive...**Game 2 vs. Cincinnati 9/16:** Started at QB and had a career day with 20-33 passing for 328 yards and 5 TDs and 1 INT for a 121.0 QB rating in a 51-45 win over the Bengals...The win was his first as a starter...Named *AFC Offensive Player of the Week* and also received *NFL FedEx Air Player of the Week* honors...His 5 passing TDs was a career-high and tied a franchise record (Kelly Holcomb, 11/28/04 at Cincinnati; Brian Sipe, 10/7/79 vs. Pittsburgh; Bill Nelsen, 11/2/69 vs. Dallas; Frank Ryan, 12/12/64, at N.Y. Giants)...Led the offense to 554 net yards of offense, third highest in franchise history and 51 points, which tied for fourth highest in franchise history...His 328 yards passing, RB Jamal Lewis 216 yards rushing, and WR Braylon Edwards 146 yards and TE Kellen Winslow's 100 yards receiving, marked the first time in club history to have a QB with 300-yards passing, a 100-yard rusher and two 100-yard receivers in the same contest...In the 2nd quarter, connected with WR Joe Jurevicius for a 17-yard TD in the corner of the end zone, as Anderson was 2-3-37 passing on the drive as the Browns opened a 13-7 lead...In the 2nd, connected with WR Jurevicius for a 9-yard TD strike to regain the lead, 20-14...Later in the 2nd quarter, hit TE Kellen Winslow over the middle for a 25-yard TD pass, as Anderson was 4-4-57 passing on the drive as the Browns opened a 27-21 halftime lead...Was 10-19-155 passing and 3 TDs in the first half...In the 3rd quarter, orchestrated an 8-play, 78-yard (3:52) drive capped by a 34-yard TD strike to WR Braylon Edwards, as Anderson was 3-4-63 passing on the drive, and opened a 34-24 lead...In the 4th quarter, connected with WR Edwards on a 37-yard TD pass, as Anderson was 3-3-75 passing on the drive and opened a 48-38 lead...In the second half connected on nine consecutive pass completions...**Game 3 at Oakland 9/23:** Started at QB and was 18-of-37 passing for 248 yards with 1 TD and 2 INT for a 57.0 QB rating...Also rushed 2 times for 12 yards, including his first career rushing TD on a 1-yard scamper...In the 3rd quarter, connected with WR Braylon Edwards on a 21-yard TD strike to open a 17-16 advantage, as Anderson was 2-3-37 passing on the drive...In the 4th quarter, orchestrated a 10-play, 80-yard (4:38 drive), capped by his 1-yard TD run to cut the Oakland lead, 26-24, as Anderson was 6-7-67 passing on the drive, including an 11-yard rush for a first down and the 1-yard TD run...**Game 4 vs. Baltimore 9/30:** Started at QB and was 10-of-18 passing for 204 yards with 2 TDs and 1 INT for a 109.5 QB rating...In the opening drive of the game, orchestrated a 9-play, 55-yard (5:14) drive capped by a 2-yard TD pass to WR Joe Jurevicius, as Anderson was 4-5 passing on

FUN FACTS

- In 2007, named to the Pro Bowl after throwing for a career-high 3,787 yards and 29 TDs.
- Signed a three-year contract (thru 2010 season) on Feb. 29, 2008.
- Named as the 2007 Player of the Year by the local chapter of the PFWA.
- Started a youth football camp at his high school in Scappoose, Ore.
- In 2007, raised over \$50,000 to support flood victims in his home state of Oregon.
- A 3-handicap golfer.
- Active in the Cleveland community by supporting charitable organizations such as the Taste of the NFL and March of Dimes.



DEREK ANDERSON CONTINUED...

the drive for 41 yards as the Browns opened a 7-0 lead...Also in the 1st quarter, following a DB Leigh Bodden interception, on the next play connected with WR Braylon Edwards on a 78-yard TD pass to open an early 14-0 lead...The 78-yard TD strike was the longest pass completion of his career...In the 2nd quarter, led an 8-play, 31-yard, (4:18) drive, capped by RB Jamal Lewis' 1-yard TD plunge, as Anderson was 3-4 passing for 63 yards, including a 49-yard pass to TE Kellen Winslow down to the Ravens 2-yard line, as the Browns opened a 24-3 lead...**Game 5 at New England 10/7:** Started at QB and was 22-of-43 passing for 287 yards with 2 TDs and 3 INT for a 59.0 QB rating...In the 4th quarter, orchestrated a 7-play, 55-yard (3:50) drive capped with a 21-yard TD pass to WR Tim Carter to cut the lead to 20-10, as Anderson was 4-4-39 passing on the drive...Also in the 4th quarter, connected with TE Kellen Winslow on a 14-yard TD pass to cut the lead to 27-17...Completed a pass to seven different receivers...**Game 6 vs. Miami 10/14:** Started at QB and was 18-of-25 passing for 245 yards with 3 TDs for a 142.5 QB rating in a 41-31 win over the Dolphins...Connected with WR Braylon Edwards for all 3 TDs...Led the offense to 384 net yards of offense and was 8-of-12 on third downs...In the 1st quarter, led the offense on the opening drive with a 5-play, 45-yard (2:14) drive capped by RB Jason Wright's 1-yard TD plunge and an early 7-0 lead...In the 1st quarter, orchestrated a 10-play, 67 yard (6:08) drive, capped by Anderson's 1-yard TD run to open a 14-3 lead, as Anderson was 2-3-27 passing on the drive...In the 2nd quarter, connected with WR Braylon Edwards for a 24-yard TD strike to open a 24-3 lead...In the 4th quarter, led a 12-play, 66-yard (6:53) drive, capped by a 5-yard TD pass to Edwards to open a 34-24 lead, as Anderson was 3-3-36 passing on the drive...Also in the 4th quarter, Anderson connected with Edwards on a 16-yard TD pass to open a 41-24 lead, as Anderson was 2-3-31 passing on the drive...**Game 7 at St. Louis 10/28:** Started at QB and was 18-of-25 passing for 248 yards and 3 TDs for a career-high 143.0 QB rating in a 27-20 road victory...The 143.0 QB rating marked the 11th best QB single-game rating in franchise history...In the 2nd quarter, orchestrated a 9-play, 67-yard (5:04) drive capped by a 12-yard TD pass to WR Braylon Edwards, to cut the deficit to 14-10, as Anderson was 3-3-25 passing on the drive...Also in the 2nd quarter, connected with TE Kellen Winslow on a 21-yard TD strike to open a 17-14 lead...On the opening drive of the 3rd quarter, led the Browns on a 12-play, 80-yard (6:16) drive, capped by a 5-yard TD pass to Edwards to open a 24-17 lead, as Anderson was 6-8-99 passing on the drive...**Game 8 vs. Seattle 11/4:** Started at QB and was 29-of-48 passing for 364 yards and 1 interception for a 75.3 QB rating in leading the Browns to a 33-30 overtime win...Established career highs in yards passing (364), completions (29) and attempts (48)...In the 2nd quarter, led a 9-play, 57-yard (2:11) drive, capped by RB Jamal Lewis 2-yard TD run to cut the deficit, 7-6, as Anderson was 4-4-50 passing on the drive...On the opening drive of the 3rd quarter, orchestrated an 11-play, 69-yard (6:03) drive, capped by Lewis 1-yard TD plunge to cut the deficit, 21-16, as Anderson was 4-5-54 passing on the drive...In the 4th quarter, led a 10-play, 54-yard (5:06) drive, capped by Lewis 2-yard TD rush to cut the deficit, 24-22, as Anderson was 3-5-35 passing on the drive...Also in the 4th, led a 14-play, 89-yard (5:38) drive, capped by Lewis 1-yard TD run, as Anderson was 8-11-92 passing on the drive, and also completed the two-point conversion to WR Joe Jurevicius to open a 30-27 lead...In the overtime session, was 2-2 passing, including a key 34-yard screen pass to Lewis down to the Seattle 21-yard line and followed with an 11-yard rush to the Seattle 10-yard line and two plays later, K Phil Dawson converted the game-winning 25-yard FG for a 33-30 overtime victory...**Game 9 at Pittsburgh 11/11:** Started at QB and was 16-of-35 passing for 123 yards and 3 TDs for a 83.4 QB rating...In the first quarter, orchestrated a 16-play, 71-yard (8:55) drive capped by a 4-yard TD pass to TE Kellen Winslow to open an early 7-0 lead, as Anderson was 7-10-56 passing on the drive...Also in the 1st quarter, connected with FB Lawrence Vickers on a 2-yard TD toss to open a 14-3 lead...In the 2nd quarter, hit WR Braylon Edwards in the corner of the end zone for a 16-yard TD pass to open a 21-6 lead...Completed eight consecutive passes in the first half...**Game 10 at Baltimore 11/18:** Started at QB and was 24-of-38 passing for 274 yards with 1 interception for a 73.8 QB rating...Also added 3 carries for 2 yards, including a 1-yard TD run...In the 2nd quarter, led a 6-play, 80-yard (2:56) drive, capped by RB Jamal Lewis 1-yard TD run to open a 10-0 lead, as Anderson was 2-2-68 passing, including a 50-yarder to WR Joe Jurevicius...In the 3rd quarter, had a 1-yard TD run to open a 20-14 lead...Trailing 30-27 late in the 4th quarter with 26 seconds remaining, connected on two passes, including an 18-yard pass to Braylon Edwards, to set up a K Phil Dawson game-tying 51-yard field goal that sent the game to overtime...In the opening possession in overtime, orchestrated a 9-play, 43-yard (5:50) drive, capped by K Phil Dawson's game-winning 33-yard FG for a 33-30 (OT) victory, as Anderson was 4-4-34 passing on the drive...**Game 11 vs. Houston 11/25:** Started at QB and was 24-of-35 passing for 253 yards with 2 TDs and 1 interception for a 96.5 QB rating...In the 2nd quarter led a 6-play, 70-yard (2:39) drive as he connected with WR Braylon Edwards for a 19-yard TD to tie the game, 7-7, as Anderson was 3-4-50 passing on the drive...Also in the 2nd quarter, orchestrated an 11-play, 64-yard (3:37) drive, capped by a 7-yard TD pass to TE Kellen Winslow to open a 14-10 lead, as Anderson was 8-10-62 passing on the drive...**Game 12 at Arizona 12/2:** Started at QB and was 21-of-41 passing for 304 yards with 2 TDs and 2 interceptions for a 71.6 QB rating...In the 2nd quarter, led a 10-play, 80-yard (6:01) drive and connected with RB Jamal Lewis on a 6-yard TD toss to cut the deficit, 14-10, as Anderson was 6-7-52 passing on the drive...In the 3rd quarter, connected with WR Braylon Edwards on a 67-yard TD pass, to cut the deficit 21-18...**Game 13 at N.Y. Jets 12/9:** Started at QB and was 16-of-29 passing for 185 yards with 2 TDs and 1 interception for a 83.3 QB rating in a 24-18 road victory...Matched a career-high eight passes to different receivers...In the 2nd quarter, orchestrated a 10-play, 80-yard (4:54) drive, capped by a 7-yard TD pass to RB Jamal Lewis to open a 7-0 lead as Anderson was 5-7-74 passing on the drive...In the 3rd quarter, connected with WR Braylon Edwards on a 4-yard TD pass to open a 14-3 lead...**Game 14 vs. Buffalo 12/16:** Started at QB and was 9-of-24 passing for 137 yards and a 57.1 QB rating in a 8-0 win played in blizzard-like conditions...In the 1st quarter, connected on a 25-yard pass to WR Joe Jurevicius and an 11-yard swing pass to RB Jamal Lewis to set up K Phil Dawson's 35-yard FG to open a 3-0 lead...In the 2nd quarter, orchestrated a 10-play, 62-yard (2:44) drive capped



DEREK ANDERSON CONTINUED...

by Dawson's 49-yard field goal to open a 8-0 lead at the half...**Game 15 at Cincinnati 12/23:** Started at QB and was 29-of-48 passing for 251 yards with 2 TDs and 4 interceptions for a 53.4 QB rating...His attempts (48) and completions (29) matched career highs...In the 3rd quarter, orchestrated an 11-play, 71-yard (5:50) drive capped by a 2-yard TD pass to WR Braylon Edwards to cut the deficit, 19-7, as Anderson was 5-6-38 passing on the drive...In the 4th quarter, connected with Edwards on a 5-yard TD strike to cut the deficit, 19-14...**Game 16 vs. San Francisco 12/30:** Started at QB and was 11-of-20 passing for 152 yards with 1 TD and 1 interception...In the 2nd quarter, orchestrated a six-play, 61-yard (3:17) drive capped by a 45-yard TD strike to WR Braylon Edwards to open a 14-0 lead...Left the game in the 2nd quarter (finger) and returned to play the second half.

2006: Entered the season as the backup QB behind starter Charlie Frye...After Frye suffered a bone bruise injury late in the season, Anderson moved into the starting lineup and played in five games, including three starts, and completed 66-of-117 passes for 793 yards with 5 TDs and 8 interceptions for a 63.1 QB rating...In his first significant appearance in the NFL, threw two 4th quarter TD passes in leading a 31-28 (OT) victory vs. Kansas City on Dec. 3...Had a season-high 276 yards passing at Pittsburgh on Dec. 7, and a season-high 23 completions at Baltimore on Dec. 17, including 13 consecutive completions, the fifth-most in franchise history...Made his NFL debut vs. Denver on Oct. 22, replaced starter Frye for one play in the 1st quarter and did not attempt a pass...Replaced Frye for one series in the 2nd quarter and then for the entire second half and the overtime session vs. Kansas City on Dec. 3, and completed 12-of-21 passing for 171 yards with 2 TDs and 1 interception for a QB rating of 95.5, as he led the Browns from a 14-point deficit in the 4th quarter for a 31-28 OT win...In the 4th quarter, led the Browns on an 8-play, 81-yard (3:24) drive, capped by a 6-yard TD pass to TE Steve Heiden, as Anderson was 4-7-76 passing on the drive, including a 54-yard shovel pass to RB Jason Wright, and cut the deficit, 28-21...Late in the 4th quarter, orchestrated a 9-play, 70-yard (4:42) drive, capped by a 3-yard TD pass to TE Steve Heiden to tie the game at 28-28 with 0:35 seconds left in regulation, as Anderson was 3-4-28 passing on the drive...In overtime, led the Browns first possession on a 9-play, 63-yard (5:38) game-winning scoring drive as K Phil Dawson converted a 33-yard FG for the win, as Anderson was 2-2-34 passing on the drive, including a key 33-yard run down to the Kansas City 12-yard line to set up the winning field goal...Made his first NFL start at Pittsburgh on Dec. 7, and was 21-of-37 passing for 276 yards with 1 TD and 1 interception for a 78.2 QB rating...In the 4th quarter, connected with WR Braylon Edwards on a 45-yard TD pass...Started at Baltimore on Dec. 17, and was 23-of-32 passing for 223 yards with 2 TDs and 2 interceptions for a 85.8 QB rating...Connected on a 3-yard TD pass to WR Joe Jurevicius in the 2nd quarter and a 14-yard TD pass to WR Braylon Edwards in the 3rd quarter...In the 1st quarter, led the Browns on a 6-play, 43-yard (3:38) scoring drive capped by K Phil Dawson's 51-yard FG to open a 3-0 lead as Anderson was 3-3-39 passing on the drive...Late in the 2nd quarter, connected with Jurevicius on a 3-yard TD toss to cap a 6-play, 70-yard (1:45) drive to cut the deficit, 17-10, as Anderson was 6-6-65 passing on the drive...In the 3rd quarter, orchestrated an 8-play, 84-yard (4:55) drive with a 14-yard TD strike to Edwards to tie the game, 17-17, as Anderson was 4-4-52 passing on the drive...Had 13 consecutive pass completions, which tied for fifth highest in franchise history...Completed a pass to eight different receivers...Started vs. Tampa Bay on Dec. 24, and completed 10-of-27 passes for 123 yards and 4 interceptions for a 12.3 QB rating...Left the game in the 4th quarter with a right shoulder separation...Placed on Injured Reserve on Dec. 26, 2006.

2005: Originally drafted by Baltimore in the sixth-round and claimed by Cleveland via waivers on Sept. 20...Listed as the inactive-3rd QB for the final 14 regular season games.

COLLEGE: A three-year starter at Oregon State and completed college career with 768-of-1,515 passing (50.7%) for 11,249 yards, 79 TDs and 57 interceptions...Was the first QB to lead the team to three bowl games during the school's 112-year history...Possesses 20 of the top 50 passing marks in OSU annals including career passing yards (11,249) and TDs (79)...Only the second player in Pac-10 Conference history to throw for over 4,000 yards in a season (Cody Pickett, Washington, 4,458 in 2002)...Is one of only six Pac-10 QBs to pass in excess of 10,000 yards - joining Carson Palmer (USC), Steve Stenstrom (Stanford), Cade McNown (UCLA), Cody Pickett (Washington) and Andrew Walter (Arizona State)...In 2004, named second-team All-Pac 10 selection and extended his consecutive starts streak to 38 games...Completed 279-of-515 passes (54.2%) for 3,615 yards, a career-high 29 TDs and 17 interceptions and led the Pac-10 in passing (301.2 ypg)...Finished his senior season with a 38-21 victory over Notre Dame in the Insight Bowl, earning game MVP honors when he connected on 28-of-45 passes for 358 yards and 4 TDs...In 2003, was an All-Pac 10 honorable mention and set a school season record and had the second-best season in Pac-10 history when he threw for 4,058 yards (Cody Pickett, Washington, 4,458 yards in 2002) and completed 261-of-510 passes (51.2%) with 24 TDs...In 2002, moved into the starting QB job and set school records with 3,313 yards passing and 25 TDs on 211-of-449 passing (47.0%) and 13 interceptions...As a true freshman in 2001, played in five games and completed 17-of-41 passes (41.5%) for 263 yards, 1 TD and 3 interceptions.

PERSONAL: Attended Scappoose (Ore.) High School...First player selected as the 3A Player of the Year in football and basketball in the same season...As a senior, led Scappoose to the Oregon state football title and selected the top QB in the state and second in the nation by *Super Prep Magazine*...*SuperPrep* All-American pick and rated the magazine's 10th best player in the nation...Also earned All-American honors from *PrepStar* and *Student Sports*...Named *USA Today* Player of the Year for Oregon...Threw for 8,177 yards and 85 TDs during his three-year varsity career...Was a second-team All-State pick as a junior...Averaged 26.8 points and 10.8 rebounds during his senior year on the basketball court...Played in 104 basketball games and averaged 18.6 points and 8.6 rebounds...First-team All-State choice as a junior and senior in basketball...Finished his career earning four letters in football and basketball and two in track (shot put, hurdles, 1,600-meter relay)...Played in numerous All-



DEREK ANDERSON CONTINUED...

Star games in football and basketball, including the inaugural National High School All-Star game in Highland, Texas...Majored in liberal studies at Oregon State...Participated in the Manning Passing Academy in Louisiana and was an instructor at the EA Sports Elite 11 QB Camp in Southern California, both in July, 2004...A 3-handicap golfer...A right-handed passer, but writes left-handed...Born June 15, 1983, in Portland, Ore...Full name: Derek Matthew Anderson...Married the former Lisa Sorenson on July 8, 2006.

ANDERSON'S SINGLE-GAME CAREER HIGHS

PASSING ATTEMPTS: 48 vs. Seattle 11/4/07; at Cincinnati 12/23/07
COMPLETIONS: 29 vs. Seattle 11/4/07; at Cincinnati 12/23/07
PASSING YARDS: 364 vs. Seattle 11/4/07
PASSING TDS: 5 vs. Cincinnati 9/16/07
LONG PASS: 78t vs. Baltimore 9/30/07
QB RATING: 143.0 (18-25-248-3-0) at St. Louis 10/28/07
INTERCEPTIONS: 4 vs. Tampa Bay 12/24/06; at Cincinnati 12/23/07
RUSH ATTEMPTS: 5 vs. Miami 10/14/07
RUSH YARDS: 44 vs. Kansas City 12/3/06
LONG RUSH: 33 vs. Kansas City 12/3/06
RUSHING TD: 1 at Oakland 9/23/07; vs. Miami 10/14/07; at Baltimore 11/18/07

ANDERSON'S CAREER STREAKS

CONSECUTIVE PASS ATTEMPTS WITHOUT INT: 84 (at New England 10/7/07 – to vs. Seattle 11/4/07)
CONSECUTIVE COMPLETED PASSES: 13 at Baltimore 12/17/06
PASSES TO DIFFERENT RECEIVERS IN A GAME: 8 at Baltimore 12/17/06; at N.Y. Jets 12/9/07

ANDERSON'S 2007 GAME-BY-GAME PASSING

DATE	OPP	ATT	COMP	YDS	PCT	TD	INT	LG	TKD	RAT	RESULT
9/9	Pitt.	28	13	184	.464	1	1	30	1/12	65.2	
9/16	Cin.	33	20	328	.606	5	1	37t	0/0	121.0	W, 51-45
9/23	@ Oak.	37	18	248	.486	1	2	33	1/24	57.0	L, 24-26
9/30	Balt.	18	10	204	.556	2	1	78t	0/0	109.5	W, 27-13
10/7	@ NE	43	22	287	.512	2	3	36	3/26	59.0	L, 17-34
10/14	Mia.	25	18	245	.720	3	0	33	1/1	142.5	W, 41-31
10/28	@ St. L.	25	18	248	.720	3	0	29	2/12	143.0	W, 27-20
11/4	Sea.	48	29	364	.604	0	1	34	0/0	75.3	W, 33-30 (OT)
11/11	@ Pitt.	35	16	123	.457	3	0	16t	0/0	83.4	L, 28-31
11/18	@ Balt.	38	24	274	.632	0	1	50	1/5	73.8	W, 33-30 (OT)
11/25	Hou.	35	24	253	.686	2	1	25	1/4	96.5	W, 27-17
12/2	@ Ari.	41	21	304	.512	2	2	67t	1/9	71.6	L, 21-27
12/9	@ NYJ	29	16	185	.552	2	1	45	0/0	83.3	W, 24-18
12/16	Buff.	24	9	137	.375	0	0	25	1/7	57.1	W, 8-0
12/23	@ Cin.	48	29	251	.604	2	4	22	1/7	53.4	L, 14-19
12/30	S.F.	20	11	152	.550	1	1	45t	1/2	75.4	W, 20-7
TOTALS	16 GM	527	298	3,787	.565	29	19	78t	14/109	82.5	10-5 (STARTER)

ANDERSON'S 2006 GAME-BY-GAME PASSING

DATE	OPP	ATT	COMP	YDS	PCT	TD	INT	LG	TKD	RAT	RESULT
10/22	Den.	0	0	0	.000	0	0	0	0-0	0.0	
12/3	K.C.	21	12	171	.571	2	1	54	1-5	95.5	
12/7	@ Pitt.	37	21	276	.568	1	1	45t	0-0	78.2	L, 7-27
12/17	@ Balt.	32	23	223	.719	2	2	36	5-41	85.8	L, 17-27
12/24	T.B.	27	10	123	.370	0	4	25	2-20	12.3	L, 7-22
TOTALS	5 GM	117	66	793	.564	5	8	54	8-66	63.1	0-3 (STARTER)

ANDERSON'S CAREER PASSING STATISTICS

YEAR	TEAM	*(W-L)		YDS/							YDS		QB		
		GP	GS	RECORD	ATT	CMP	PCT	YDS	ATT	TD	INT	LG	SK	LOST	RATING
2005	Cleveland	0	0	0-0	0	0	0.0%	0	0.0	0	0	0	0	0	0.0
2006	Cleveland	5	3	0-3	117	66	56.4%	793	6.8	5	8	54	8	66	63.1
2007	Cleveland	16	15	10-5	527	298	56.5%	3,787	7.2	29	19	78t	14	109	82.5
NFL	TOTALS	21	18	10-8	644	364	56.5%	4,580	7.1	34	27	78t	22	175	78.9

*as a starter

ANDERSON'S CAREER RUSHING STATISTICS

YEAR	TEAM	ATT	YDS	AVG	LG	TD
2005	Cleveland	0	0	0.0	0	0
2006	Cleveland	4	47	11.8	33	0
2007	Cleveland	32	70	2.2	11	3
NFL	TOTALS	36	117	3.3	33	3





DB GARY BAXTER 23

HEIGHT: 6-2
WEIGHT: 220
COLLEGE: BAYLOR
BIRTHDATE: NOV. 24, 1978

HOW ACQUIRED: W (BALT.) - '05
YEAR WITH BROWNS: 4TH
YEAR IN NFL: 8TH
CONTRACT: SIGNED THRU 2008

GAMES PLAYED/STARTED: 2001 (6/0, 2/0); 2002 (16/1); 2003 (16/16, 1/1); 2004 (16/16); 2005 (5/5); 2006 (3/3); 2007 (0/0).
CAREER GAMES: 62 GAMES, 54 STARTS.
POSTSEASON GAMES: 3 GAMES, 1 START.

CAREER TRANSACTIONS: Originally drafted by Baltimore in the second round, 62nd overall, in the 2001 NFL Draft...Signed by Cleveland as an unrestricted free agent on March 4, 2005.

CAREER HIGHLIGHTS: Seven-year NFL veteran has totaled 323 tackles, 3 sacks, 8 interceptions and 57 PBU...Had a career-high 106 tackles and 3 interceptions with Baltimore in 2003.

SEASONAL REVIEWS

2007: Continued his rehabilitation efforts to return from patellar tendon injuries in both knees...Made the opening day roster, however was listed as inactive for the first six weeks of the regular season...Placed on Injured Reserve on Oct. 23, 2007.

2006: In his second season with the Browns, injuries limited his production to only three starts and recorded 21 tackles, including 12 solo, 1 interception for 10 yards and 3 PBU...Entered the 2006 season healthy after rehabbing a right pectoral injury which forced him to end the 2005 season on Injured Reserve...Entered training camp and missed a portion of the preseason due to knee and shoulder injuries...Started the first two regular season games before a left pectoral injury forced him to miss three consecutive starts...Returned to the lineup before a season-ending patella tendon injury to both knees vs. Denver on Oct. 22, placed him on Injured Reserve...Started at right corner in the regular season opener vs. New Orleans on Sept. 10, and totaled 5 tackles, including 3 solo, and 1 PBU...Started at right corner at Cincinnati on Sept. 17, with a season-high 10 tackles, including 4 solo, and 1 PBU...Missed the next three games due to a left pectoral injury vs. Baltimore on Sept. 24, at Oakland on Oct. 1 and at Carolina on Oct. 8...Returned to start at right corner vs. Denver on Oct. 22, with 6 tackles, including 5 solo and 1 interception for 10 yards...Recorded his eighth career interception in the 1st quarter from Denver QB Jake Plummer intended for WR David Kircus at the Cleveland 15-yard line and returned 10 yards to the Cleveland 25-yard line...Suffered a severe patellar tendon injury in both knees in the 2nd quarter...Placed on Injured Reserve on Oct. 24...Had surgery at the Cleveland Clinic to repair the patellar tendon in both knees, performed by Head Team Physician, Dr. Anthony Miniaci.

2005: In his first season with the Browns, recorded 20 tackles, 17 solo, 1 TFL, 2 interceptions for 10 yards, 3 PBU and 1 forced fumble...Started five games after missing the regular season opener due to a concussion and suffered a season-ending right pectoral injury vs. Detroit on Oct. 23...Added an interception at Green Bay on Sept. 18, and at Baltimore on Oct. 16...Had a season-high 7 tackles, including 6 solo, at Baltimore on Oct. 16...Made his Browns debut at Green Bay on Sept. 18, as he started at RDB and recorded 3 solo tackles, 1 interception and 2 PBU...In the 26-24 victory over the Packers, made a key play in the 3rd quarter as he intercepted QB Brett Favre in the end zone on a pass intended for WR Robert Ferguson and two plays later, the Browns offense converted the turnover into a TD as QB Trent Dilfer connected with Braylon Edwards for an 80-yard score and a 19-7 lead...Started at RDB at Indianapolis on Sept. 25, and added 5 tackles, including 3 solo...Started at RDB vs. Chicago on Oct. 9, with 4 solo tackles, 1 PBU and 1 forced fumble...Returned to play his former teammates at Baltimore on Oct. 16, and started at RDB with a season-high 7 tackles, including 6 solo, 1 TFL and 1 interception for 10 yards...Started at RDB vs. Detroit on Oct. 23, and had 1 solo tackle...Left the game in the 1st quarter with a pectoral strain and did not return...Placed on Injured Reserve on Oct. 25.

2004: In his fourth season with Baltimore, started all 16 regular season games at right cornerback and totaled 86 tackles, 78 solo, 2 sacks, 1 interception, 14 PBU and 2 forced fumbles...Tied for sixth on the club with 86 tackles and finished second with 14 PBU...Started at corner with 3 solo tackles, including 1 sack in game at Cleveland on Sept. 12, and left the game in the second half with a hand injury, but returned in the 3rd quarter...Netted 5 tackles and 1 sack for 2 yards and forced a fumble which led to a TD vs. Pittsburgh on Sept. 19...Led secondary with 9 solo tackles and 4 PBU at Cincinnati on Sept. 26...Led the secondary and finished third on the team with 9 tackles vs. Kansas City on Oct. 4...Finished with 5 tackles, 1 QB pressure, 1 PBU at Washington on Oct. 10...Tied for the secondary lead with 7 tackles, 5 solo, and a team-leading 3 PBU vs. Buffalo on Oct. 24...Posted 4 solo

FUN FACTS

- Established the Gary Baxter Second Line of Defense Foundation, which is making an impact in the lives of children by promoting healthy initiatives to fight childhood obesity.
- Hosted his second annual Celebrity Bowling fundraiser with proceeds benefiting the Cleveland Clinic and their childhood obesity initiatives.
- Team spokesman for the NFL's 'What Moves U' health and wellness program.
- During the spring of 2006 was a guest host for one week in the studio with the NFL Network and Rich Eisen.



GARY BAXTER CONTINUED...

tackles at Philadelphia on Oct. 31...Led the secondary with 6 tackles, including 2 TFL, 1 forced fumble and 1 PBU vs. Cleveland on Nov. 7...Started with 2 solo tackles at N.Y. Jets on Nov. 14...Led the secondary with 8 tackles, 1 PBU vs. Dallas on Nov. 21...Netted 3 solo tackles and 1 PBU at New England on Nov. 28...Posted 4 solo tackles vs. Cincinnati on Dec. 5...Led the secondary with 6 tackles, 1 TFL, and recorded an interception for 33 yards vs. N.Y. Giants on Dec. 12...Posted 6 tackles, 1 TFL at Indianapolis on Dec. 19...Netted 2 solo tackles at Pittsburgh on Dec. 26...Recorded 7 solo tackles and 2 PBU in the season finale vs. Miami on Jan. 2.

2003: For the first time in his career started all 16 regular season games (eight at cornerback and eight at free safety) and finished third on the team with a career-high 106 tackles, 88 solo, 1 sack, 3 interceptions and 17 PBU... Also started in the AFC Wild Card Game vs. Tennessee on Jan. 3, with 5 solo tackles...Started at free safety and had 9 tackles, 5 solo, and 1 PBU in the season opener at Pittsburgh on Sept. 7...Started at free safety and posted 6 tackles and 2 PBU vs. Cleveland on Sept. 14...Started at left cornerback for an inactive Chris McAlister at San Diego on Sept. 21, with 9 solo tackles and 4 PBU and had the game-ending interception in the end zone...Started at free safety and recorded 8 tackles, including 7 solo and 1 PBU vs. Kansas City on Sept. 28...Started at free safety and netted 7 tackles, 5 solo and 1 QB pressure at Arizona on Oct. 12...Started at free safety and posted 2 tackles, including 1 TFL and 1 QB pressure at Cincinnati on Oct. 19...Started at free safety, but finished the game at cornerback when Corey Fuller left the game with a leg injury vs. Denver on Oct. 26, and finished second on the team with 9 tackles, 7 solo, and had 1 interception, which led to a Ravens' TD in the 4th quarter...Started at cornerback for an injured Corey Fuller and had 9 tackles, 5 solo, and 1 QB pressure vs. Jacksonville on Nov. 2... Started at cornerback for the second straight game for Corey Fuller (leg) and netted 4 tackles at St. Louis on Nov. 9...Started at free safety and recorded 8 solo tackles, including 1 TFL and tied for second on the squad with 2 PBU at Miami on Nov. 16...Started at free safety and posted 5 solo tackles and 1 PBU vs. Seattle on Nov. 23, and also picked up his first-career sack for 5 yards...Started at cornerback and had 4 tackles, and tied for the team lead with 3 PBU and 1 interception vs. San Francisco on Nov. 30...Started at cornerback and posted 6 tackles, 5 solo, and 1 PBU vs. Cincinnati on Dec. 7...Started at cornerback and posted 6 solo tackles and 1 PBU at Oakland on Dec. 14...Started and led the secondary with 9 tackles, 8 solo, at Cleveland on Dec. 21...Posted 5 solo tackles in the season finale vs. Pittsburgh on Dec. 28.

2002: In his second season with the Ravens, appeared in all 16 games, including 14 starts at cornerback and ranked second on the team with 90 tackles, including 75 solo, 20 PBU and 1 interception...Saw limited time in training camp due to a hamstring injury...In season opener added 2 tackles at Carolina on Sept. 8...In his first extended play at cornerback had 6 tackles vs. Tampa Bay on Sept. 15...Made his first NFL start at Denver on Sept. 30, and totaled 10 tackles and his first career interception off Brian Griese...Started at right corner and posted a career-high 11 tackles, 8 solo, and 5 PBU at Cleveland on Oct. 6...Started at right corner with 8 tackles at Indianapolis on Oct. 13...Started at right cornerback vs. Jacksonville on Oct. 20, and posted 8 tackles, 4 solo, and 2 PBU...Ranked second on the team with 8 tackles and 1 PBU vs. Pittsburgh on Oct. 27...Started at right corner and tied for team lead with 8 tackles and 1 PBU at Atlanta on Nov. 3...Started vs. Cincinnati on Nov. 10, and had 6 solo tackles and 1 PBU...Started at corner with 5 tackles at Miami on Nov. 17...Recorded 4 tackles and 2 PBU vs. Tennessee on Nov. 24...Started at corner at Cincinnati on Dec. 1, with 4 solo tackles and 2 PBU...Started with 4 tackles and 1 PBU vs. New Orleans on Dec. 8...Posted 4 tackles and 1 PBU in starting assignment at Houston on Dec. 15...Added 4 solo tackles and 1 PBU vs. Cleveland on Dec. 22...Started at corner in the season finale at Pittsburgh on Dec. 29, with 6 solo tackles and 2 PBU.

2001: In his rookie season with Baltimore appeared in six games and tied for eighth on the team with 8 special teams tackles...Missed the first eight games of the regular season due to a knee injury suffered during training camp...Made his NFL debut by playing special teams with 1 tackle at Tennessee on Nov. 12...Also played on special teams vs. Cleveland on Nov. 18...Recorded 1 special teams tackle at Jacksonville on Nov. 25...Saw his first action on defense vs. Indianapolis on Dec. 2...Added 2 special teams tackles vs. Pittsburgh on Dec. 16...Recorded 4 special teams tackles vs. Cincinnati on Dec. 23...Inactive the final two regular season games at Tampa Bay on Dec. 29, and vs. Minnesota on Jan. 7...Appeared in two postseason games and totaled 3 special teams tackles... Recorded 2 special teams tackles in 20-3 Wild Card Playoff win at Miami on Jan. 13...Added 1 special teams tackle in 27-10 Divisional Playoff loss at Pittsburgh on Jan. 20.

COLLEGE: Finished his college career at Baylor with 202 tackles, 142 solo, 50 PBU, 6 interceptions and 6 TFL in 41 games...His 50 PBU set a school career-record...Was a three-time All-Big 12 choice (1998-2000)...Was an All-American third-team selection by *Football News* and consensus All-Big 12 first-team choice as a senior...Was a semifinalist for the Jim Thorpe Award, given to the top defensive back in college football...As a senior in 2000, started at right cornerback and led the team with a career-high 96 tackles, 57 solo, including 3 TFL, 1 sack, a team-high 11 PBU, 2 QB pressures and 2 forced fumbles...As a junior in 1999, played in every game, starting the final nine contests at right cornerback and recorded 53 tackles, 43 solo, with 1 TFL, 17 PBU and 2 interceptions...Also blocked a kick on special teams...Suffered a right hamstring strain during fall drills, an injury that kept him out of the starting lineup for the season opener...As a sophomore, started every game at right cornerback, finishing seventh on the team with 45 tackles, 36 solo, 2 TFL, 2 recovered fumbles, 1 forced fumble, 4 interceptions for 87 yards and a career-high 22 PBU...Also blocked a pair of kicks...Had a career-long 59-yard interception return to set up the team's only score vs. Notre Dame...Blocked a 19-yard FG attempt, returned an interception 28 yards



GARY BAXTER CONTINUED...

and 1 PBU vs. Oklahoma...In 1997, played in eight games as a reserve cornerback, recording 8 tackles, 6 solo... Also returned 4 kickoffs for 30 yards as a freshman...Returned to Baylor and graduated with a degree in speech communications in the spring of 2003.

PERSONAL: Named *Dallas Morning News*, *Houston Chronicle*, *San Antonio Express-News* and *Fort Worth Star-Telegram* Texas Top 100 selection at John Tyler (Tyler, Texas) High...National blue chip prospect by Max Emfinger...All-Big 12 area selection by *National Recruiting Advisor*...*Waco Tribune-Herald* Top 30 pick...Rated the No. 23 player in Texas by *Aggrieland Bench Press*, No. 30 by *Austin American-Statesman*, No. 51 by David Garvin and No. 73 by *National Recruiting Advisor*...Made 2 interceptions in 1996 and earned All-East Texas honors...Tied for first on the team with 106 total tackles as a senior...Received the Bobby Jones Award for senior leadership in his final year at Baylor...Signed autographs at a military unit in Hawaii during the 2004 Pro Bowl...Has given motivation speeches, including one at his high school football banquet in the spring of 2004...Following his playing career, has aspirations of becoming a police officer or FBI agent, as Baxter rode along with the Baltimore Police during the offseason; and during his day with police, the officer responded to a domestic violence call, store theft and was involved in a high-speed chase...In June 2004, Baxter was a guest host for a week in the NFL Network studio with Rich Eisen...Has his own web site at www.garybaxter23.com... Full name: Gary Wayne Baxter.

BAXTER'S SINGLE-GAME CAREER HIGHS

TACKLES: 11 at Cleveland 10/6/02

SACKS: 1, three occasions, latest vs. Pittsburgh 9/19/04

INTERCEPTIONS: 1, eight occasions, latest vs. Denver 10/22/06

PASSES DEFENSED: 5 at Cleveland 10/6/02

BAXTER'S CAREER DEFENSIVE STATISTICS

YEAR	TEAM	GP	GS	TACKLES							QB		INTERCEPTIONS			FUMBLES			SP T	
				TOT	SOLO	ASST	TFL	SK	YDS	PRE	NO	YDS	LG	TD	PD	FF	FR	YDS	TACKLE	
2001	Baltimore	6	0	0	0	0	0	0.0	0.0	0	0	0	0	0	0	0	0	0	0	8
2002	Baltimore	16	14	90	75	15	0	0.0	0.0	0	1	0	0	0	20	0	0	0	0	
2003	Baltimore	16	16	106	88	18	0	1.0	5.0	0	3	41	34	0	17	0	0	0	0	
2004	Baltimore	16	16	86	78	8	0	2.0	8.0	0	1	33	33	0	14	0	0	0	0	
2005	Cleveland	5	5	20	18	2	0	0.0	0.0	0	2	10	10	0	3	1	0	0	0	
2006	Cleveland	3	3	21	12	9	0	0.0	0.0	0	1	10	0	0	3	0	0	0	0	
2007	Cleveland	0	0	0	0	0	0	0.0	0.0	0	0	0	0	0	0	0	0	0	0	
NFL	TOTALS	62	54	323	271	52	0	3.0	13.0	0	8	94	34	0	57	1	0	0	8	

BAXTER'S CAREER POSTSEASON DEFENSIVE STATISTICS

YEAR	TEAM	GP	GS	TACKLES							QB		INTERCEPTIONS			FUMBLES			SP T	
				TOT	SOLO	ASST	TFL	SK	YDS	PRE	NO	YDS	LG	TD	PD	FF	FR	YDS	TACKLE	
2001	Baltimore	2	0	0	0	0	0	0.0	0.0	0	0	0	0	0	0	0	0	0	0	3
2003	Baltimore	1	1	5	5	0	0	0.0	0.0	0	0	0	0	0	0	0	0	0	0	0
NFL	TOTALS	3	1	5	5	0	0	0.0	0.0	0	0	0	0	0	0	0	0	0	0	3

S STEVE CARGILE 38

HEIGHT: 6-2
WEIGHT: 210
COLLEGE: COLUMBIA
BIRTHDATE: JUNE 2, 1982

HOW ACQUIRED: W(DEN.) - '08
YEAR WITH BROWNS: 1ST
YEAR IN NFL: 2ND
CONTRACT: SIGNED THRU 2008

GAMES PLAYED/STARTED: 2004 (0/0); 2005 (0/0); 2006 (3/0); 2007 (12/0)
CAREER GAMES: 15 GAMES, 0 STARTS.
POSTSEASON GAMES: 0 GAMES, 0 STARTS.

CAREER TRANSACTIONS: Originally signed as an undrafted rookie free agent by Dallas on April 30, 2004... Waived by Dallas on Sept. 5, 2004...Signed by Dallas to the practice squad on Sept. 7, 2004...Signed by Dallas to the active roster on Dec. 31, 2004...Waived by Dallas on May 3, 2005...Signed by Tampa Bay on Jan. 4, 2006... Waived by Tampa Bay on Sept. 2, 2006...Signed by Denver to the practice squad on Nov. 13, 2006...Signed by Denver to the active roster on Dec. 7, 2006...Waived by Denver on Sept. 1, 2007...Signed by Denver to the practice squad on Sept. 2, 2007...Signed by Denver to the active roster on Sept. 29, 2007...Waived by Denver on April 28, 2008...Claimed by Cleveland via waivers on April 29, 2008.



STEVE CARGILE CONTINUED...

SEASONAL REVIEWS

2007: In his second season with Denver, began the year being waived at the end of training camp and signed by the Broncos' practice squad... Spent the first three weeks of the season on the practice squad before being signed to the active roster on Sept. 29... Appeared in 12 games for Denver and ranked fifth on the club with 7 special teams tackles... Made his season debut at Indianapolis on Sept. 30, with 2 special teams tackles... Added a special teams tackle vs. Pittsburgh on Oct. 21, and vs. Green Bay on Oct. 29... Contributed 1 tackle and 1 forced fumble on special teams vs. Tennessee on Nov. 19... Added 1 special teams stop vs. Kansas City on Dec. 9.

2006: Began the year as a future/reserve free agent signing by Tampa Bay on Jan. 4... Waived by Tampa Bay at the end of training camp on Sept. 2... Signed by Denver to the practice squad on Nov. 13, and spent three weeks on the practice squad... Was signed by the Broncos active roster on Dec. 7, after S Nick Ferguson was placed on Injured Reserve... Went on to play in three games for Denver with 4 special teams tackles... Made his NFL debut at Arizona on Dec. 17.

2005: Waived by Dallas at the end of training camp.

2004: Joined the Dallas Cowboys as an undrafted rookie free agent and was waived by Dallas at the end of training camp on Sept. 5... Signed by Dallas to the practice squad on Sept. 7, and spent the majority of the season on the Cowboys practice squad... Listed as inactive for the final regular season contest at N.Y. Giants on Jan. 2.

COLLEGE: Played three seasons as a wide receiver at Columbia University before switching to free safety for his final season... As a senior, started all 10 games and led the Lions with 99 tackles and added 3 PBU, 2 interceptions and 1 forced fumble to earn second-team all-conference recognition... As a junior, started seven games and placed fourth on the team with 24 catches for 320 yards and 4 TDs... In his sophomore season, played in seven games and caught 14 receptions for 184 yards and 3 TDs.

PERSONAL: Earned eight letters in football, basketball, baseball and track at St. Peter Chanel High School in Bedford, Ohio... Named a team captain as a senior and was chosen as an all-state receiver and all-conference safety while leading the team to a 13-1 record... Also garnered all-county basketball accolades, leading the team to the Division III state championship title... Full name Steven Glenn Cargile... Graduated from Columbia with a bachelor's degree in economics... Participated in a business workshop at the University of Pennsylvania's Wharton School in the spring of 2008... Born June 2, 1982 in Cleveland, Ohio... Name is pronounced Car-GUY-ell.

CARGILE'S CAREER DEFENSIVE STATISTICS

YEAR	TEAM	TACKLES										QB		INTERCEPTIONS				FUMBLES				SP T
		GP	GS	TOT	SOLO	ASST	TFL	SK	YDS	PRE	NO	YDS	LG	TD	PD	FF	FR	YDS	TACKLE			
2004	Dallas	0	0	0	0	0	0	0	0.0	0.0	0	0	0	0	0	0	0	0	0	0	0	
2005	DNP	0	0	0	0	0	0	0.0	0.0	0	0	0	0	0	0	0	0	0	0	0		
2006	Denver	3	0	0	0	0	0	0.0	0.0	0	0	0	0	0	0	0	0	0	0	4		
2007	Denver	12	0	0	0	0	0	0.0	0.0	0	0	0	0	0	0	0	0	0	0	7		
NFL	TOTALS	15	0	0	0	0	0	0.0	0.0	0	0	0	0	0	0	0	0	0	0	11		



TE BRAD CIESLAK 85

HEIGHT: 6-3

WEIGHT: 260

COLLEGE: NORTHERN ILLINOIS

BIRTHDATE: JULY 1, 1982

HOW ACQUIRED: FA - '07

YEAR WITH BROWNS: 2NDYEAR IN NFL: 2ND

CONTRACT: SIGNED THRU 2008

GAMES PLAYED/STARTED: 2005 (2/0); 2006 (7/2); 2007 (2/0).

CAREER GAMES: 11 GAMES, 2 STARTS.

POSTSEASON GAMES: 0 GAMES, 0 STARTS.

CAREER TRANSACTIONS: Originally signed by Buffalo as an undrafted rookie free agent on April 29, 2005... Waived by Buffalo on Sept. 3, 2005... Signed by Buffalo to the practice squad on Sept. 5, 2005... Signed by Buffalo from the practice squad to the active roster on Dec. 22, 2005... Waived by Buffalo on Sept. 2, 2006... Signed by Buffalo to the practice squad on Sept. 4, 2006... Signed by Buffalo from the practice squad to the active roster on Nov. 17, 2006... Waived by Buffalo on Sept. 1, 2007... Signed by Buffalo as a free agent on Nov. 13, 2007... Waived by Buffalo on Dec. 6, 2007... Signed by Cleveland to the practice squad on Dec. 12, 2007... Signed by Cleveland as a reserve/future free agent on Jan. 9, 2008.



SEASONAL REVIEWS

2007: Began the year with Buffalo and was waived at the end of training camp...Resigned by Buffalo on Nov. 13, and appeared in two games...Played on special teams vs. New England on Nov. 18, and at Jacksonville on Nov. 25...Inactive at Washington on Dec. 2...Waived by Buffalo on Dec. 6...Signed by Cleveland to the practice squad on Dec. 12, and spent the final three weeks of the regular season on the Browns' practice squad.

2006: Signed to the Bills practice squad and spent the first ten weeks on the practice squad...Signed to the active roster on Nov. 17...Appeared in seven games, including two starts, and added 6 receptions for 46 yards (7.7 avg.), including a long of 13 yards...Saw his first action at tight end at Houston on Nov. 19, with 1 catch for 4 yards...Had 3 receptions for 25 yards vs. Jacksonville on Nov. 26, and also added 1 special teams tackle...Made his first career start vs. Tennessee on Dec. 24, with 1 catch for 9 yards and split time at tight end and fullback...Started at fullback at Baltimore on Dec. 31, with 1 catch for 8 yards.

2005: Joined the Bills as an undrafted rookie free agent out of Northern Illinois...Waived by the Bills at the end of training camp and signed by Buffalo to the practice squad...Spent the first 15 weeks of the regular season on the practice squad before being signed to the active roster on Dec. 22...Appeared in two games and made his NFL debut by playing on special teams at Cincinnati on Dec. 24.

COLLEGE: During his career made 47 receptions for 531 yards (11.3 avg.) and 5 TDs...Appeared in 36 games (2002-04), including 32 starts...As a fifth-year senior in 2004, finished second on the team with 31 receptions for 384 yards (12.4 avg.) and 3 TDs...Voted First-Team All-MAC by league coaches.

PERSONAL: Pronounced CEE-slak...Full name Bradley Ryan Cieslak...Born on July 1, 1982 in Long Grove, Ill...Lettered in football, basketball and track at Stevenson (Lincolnshire) High School...As a senior was all-area and all-conference QB and ranked second all-time in school history in passing yards...Walk-on as a tight end at Northern Illinois only to earn a scholarship after two years...Married to wife, Blake.

CIESLAK'S SINGLE-GAME CAREER HIGHS

RECEPTIONS: 3 vs. Jacksonville 11/26/06

RECEIVING YARDS: 25 vs. Jacksonville 11/26/06

LONG RECEPTION: 13 vs. Jacksonville 11/26/06

CIESLAK'S CAREER OFFENSIVE STATISTICS

YEAR	TEAM	GP	GS	NO	YDS	RECEIVING			SP T
						AVG	LG	TD	TACKLE
2005	Buffalo	2	0	0	0	0.0	0	0	0
2006	Buffalo	7	2	6	46	7.7	13	0	2
2007	Buffalo	2	0	0	0	0.0	0	0	0
NFL	TOTALS	11	2	6	46	7.7	13	0	2



DB TERRY COUSIN 25

HEIGHT: 5-9
WEIGHT: 185
COLLEGE: SOUTH CAROLINA
BIRTHDATE: APRIL 11, 1975

HOW ACQUIRED: FA - '08
YEAR WITH BROWNS: 1ST
YEAR IN NFL: 12TH
CONTRACT: SIGNED THRU 2009

GAMES PLAYED/STARTED: 1997 (6/0); 1998 (16/12); 1999 (16/9); 2000 (15/0); 2001 (16/2, 1/0); 2002 (16/16); 2003 (13/13, 4/1); 2004 (16/5); 2005 (16/5, 1/1); 2006 (10/4); 2007 (16/2, 2/1).

CAREER GAMES: 156 GAMES, 68 STARTS.
POSTSEASON GAMES: 8 GAMES, 3 STARTS.

CAREER TRANSACTIONS: Originally signed by Chicago as an undrafted rookie free agent on April 25, 1997...Waived by Chicago on Aug. 27, 2000...Signed by Atlanta on Aug. 28, 2000...Signed by Miami as an unrestricted free agent on March 15, 2001...Signed by Carolina as an unrestricted free agent on March 19, 2002...Signed by N.Y. Giants as an unrestricted free agent on March 18, 2005...Waived by N.Y. Giants on Feb. 22, 2004...Signed by Jacksonville as an unrestricted free agent on March 8, 2005...Signed by Cleveland as an unrestricted free agent on May 23, 2008.

CAREER HIGHLIGHTS: An eleven-year veteran has played in 156 career games, including 68 starts, with Chicago, Atlanta, Miami, Carolina, N.Y. Giants and Jacksonville...Has 533 career tackles, 12 interceptions, 6.5 sacks, 3 forced fumbles and 5 recovered fumbles during his career...Veteran corner played in Super Bowl XXXVIII as a member of the Carolina Panthers.

SEASONAL REVIEWS

2007: In his third season with Jacksonville, appeared in all 16 games, including two starts, and totaled 65 tackles, 41 solo, 1 sack, 1 interception and 6 PBU...Also ranked fifth on the team with 12 special teams tackles...



TERRY COUSIN CONTINUED...

Also played in two postseason games, including one start, with 14 tackles, 9 solo and 2 PBU...In the opener vs. Tennessee on Sept. 9, saw action in the nickel defense and recorded 5 tackles, 1 PBU and led the team with 3 special teams tackles...Saw action in the nickel defense vs. Atlanta on Sept. 16, with 1 tackle and added 5 tackles at Denver on Sept. 23...Collected 2 solo tackles at Kansas City on Oct. 7, and 4 tackles and 1 sack of Texans QB Matt Schaub vs. Houston on Oct. 14...Added a career-high 10 tackles vs. Indianapolis on Oct. 22...Started in the nickel package at Tampa Bay on Oct. 28, with 3 tackles before leaving the game with a rib injury...Recorded 3 tackles at New Orleans on Nov. 4, and added 9 tackles and 2 PBU at Tennessee on Nov. 11...Totaled 3 tackles and 1 PBU vs. San Diego on Nov. 18, and 8 tackles and 1 PBU vs. Buffalo on Nov. 25...Added 5 tackles vs. Carolina on Dec. 9, and started in the nickel package at Pittsburgh on Dec. 16, with 3 tackles...Totaled 3 tackles and 1 interception of Raiders QB JaMarcus Russell, which led to a Jaguars TD, vs. Oakland on Dec. 23, and saw action in the nickel package at Houston on Dec. 30...In the AFC Wild Card Game at Pittsburgh on Jan. 5, saw action in the nickel defense with 5 tackles and 1 PBU...In the AFC Divisional Playoff Game at New England on Jan. 12, started in the nickel package and led the secondary with 9 tackles.

2006: Played in 10 games, including four starts as the nickel back...Missed six games during the season due to a groin injury...Totaled 42 tackles and 1 interception... Registered a team-high 7 tackles, 5 solo, and 1 interception vs. N.Y. Jets on Oct. 8, off Jets QB Chad Pennington which led to a Jaguars TD...Led secondary with 7 tackles vs. Indianapolis on Dec. 10, and added a season-high 9 tackles vs. New England on Dec. 24.

2005: Signed by Jacksonville and played in all 16 games, including five starts, as the nickel defensive back and totaled 56 tackles, including 31 solo, and a career-high 4 interceptions...In the regular season opener vs. Seattle on Sept. 11, saw action as the nickel back and added 3 tackles and 2 stops on special teams...Had 3 tackles and 2 PBU at Indianapolis on Sept. 18...Added 2 tackles vs. N.Y. Jets on Sept. 25...Had 2 solo tackles and 1 PBU vs. Denver on Oct. 2...Recorded 5 tackles, 2 QB pressures and 1 PBU vs. Cincinnati on Oct. 9...Had his first interception of the year off Steelers QB Tommy Maddox and added 2 tackles at Pittsburgh on Oct. 16...Added 5 tackles at St. Louis on Oct. 30...Started as the team opened in the nickel defense vs. Houston on Nov. 6, with 5 tackles... Started at nickel back vs. Baltimore on Nov. 13, and had 2 interceptions and 6 tackles...Marked the second time in his career with 2 interceptions with both picks coming off Ravens QB Kyle Boller...Saw action at nickel with 6 tackles at Tennessee on Nov. 20...Started as the team opened in the nickel defense at Arizona on Nov. 27, and totaled 7 tackles and shared a sack...Had 1 PBU at Cleveland on Dec. 4...Added 2 tackles and 1 QB pressure vs. San Francisco on Dec. 18...Started at nickel back with a season-high 8 tackles and intercepted a pass from Texans QB David Carr in the 4th quarter...Started at nickel back in the regular season finale vs. Tennessee on Jan. 2... Started at nickel back in the AFC Wild Card Game at New England on Jan. 7, and had 1 tackle.

2004: Signed by N.Y. Giants and played in all 16 games...Finished with 39 tackles, including 32 solo, 3 PBU and 1 interception for 6 yards...Started five games at free safety for the Giants.

2003: Started 13 regular season games at left cornerback for Carolina and had 57 tackles, 3 QB pressures, 5 PBU and 2 sacks...Also played in all four postseason games with one start and recorded 22 tackles and 3 PBU... Recorded a sack of Patrick Ramsey vs. Washington on Nov. 16...Had a season-high 8 tackles at Dallas on Nov. 23... Suffered a calf injury vs. Philadelphia on Nov. 30, and was forced to miss the next three contests...Started as a nickel defensive back in the NFC Championship Game vs. Philadelphia on Jan. 18, and had 8 tackles and 1 PBU... Recorded 7 tackles, 2 PBU and 1 special teams tackle in Super Bowl XXXVIII vs. New England on Feb. 1.

2002: Signed by Carolina as an unrestricted free agent and started a career-high 16 games, 82 tackles and led the Panthers with a career-high 19 PBU...Had season-high 8 tackles at Green Bay on Sept. 29, at Atlanta on Oct. 20, and at Cleveland on Dec. 1...Earned first career NFC Defensive Player of the Week recognition for performance at New Orleans on Dec. 29, as he recorded a career-high 2 interceptions, had 1 sack, 1 recovered fumble, 5 tackles, and a season-high 4 PBU and 1 special teams tackle.

2001: Signed by Miami and played in 16 games, including two starts for the Dolphins and registered 58 tackles, 2 sacks, 1 forced fumble and 4 PBU, as the third cornerback for a unit that led the NFL in pass defense...Also posted 13 tackles and 1 recovered fumble on special teams...Had 2 tackles and 1 recovered fumble on special teams vs. New England on Oct. 7...Started in place of the injured Sam Madison vs. Denver on Dec. 2, and responded with 7 tackles and 1 PBU...Recorded his first NFL sack and forced a fumble on the play as he sacked Tom Brady at New England on Dec. 22...The following week added 2 tackles and sacked Falcons' QB Michael Vick vs. Atlanta on Dec. 30...Played in the AFC Wild Card Game vs. Baltimore on Jan. 13, and had 2 tackles and 1 PBU.

2000: Began the year with Chicago and was waived at the end of training camp...Signed by Atlanta and played in 15 games on special teams and as a dime defensive back...Finished with 6 tackles on defense and added 4 stops on special teams.

1999: Played in 16 games, including nine starts at right cornerback for the Bears...Tied for second on the team with 2 interceptions and posted 52 tackles, 1 forced fumble, 1 recovered fumble and 2 PBU...Also contributed 7 tackles and 1 forced fumble on special teams...Collected a season-high 8 tackles at Oakland on Sept. 26, in his first start of the season...Had an interception at Minnesota on Oct. 10...Forced fumble and recovered the fumble on the same play vs. Philadelphia on Oct. 17...Added 7 tackles at Detroit on Nov. 25...Intercepted his second pass of the year vs. Detroit on Dec. 19.



TERRY COUSIN CONTINUED...

1998: Played in 16 games, including 12 starts, for Chicago and ranked second on the team with 18 PBU and finished with 73 tackles, 1 interception, 2 recovered fumbles and 1 forced fumble...Began the season as the nickel back before becoming the starter at left cornerback after an injury to Tom Carter...Made his first NFL start vs. Detroit on Oct. 4, and collected 4 tackles and 1 PBU...Added 9 tackles, 2 PBU, 1 forced fumble and 1 recovered fumble at Arizona on Oct. 11...Blocked an extra point attempt by Jason Hanson at Detroit on Nov. 15...Recovered a fumble at Atlanta on Nov. 22...Recorded his first career interception off Brett Favre at Green Bay on Dec. 13.

1997: Signed by Chicago as an unrestricted free agent and earned a roster spot during training camp...Played in six games and had 3 tackles and 1 PBU...Also added 4 special teams tackles...Made his NFL debut at Miami on Oct. 27.

COLLEGE: Four-year letterman at South Carolina...Ended career with 203 tackles and 5 interceptions...Recognized as the Gamecocks' most outstanding defensive back following spring practice and most improved defensive player as a senior after registering a team-high 10 PBU along with 51 tackles and 2 interceptions...Also averaged 18.4 yards on 14 kickoff returns for 258 yards...Majored in retail.

PERSONAL: Married to wife, Carmen, and the couple have two daughters Zahria Sanoe and Zoe Milan...Born April 11, 1975, in Miami, Fla...A Habitat for Humanity supporter, Cousin has also worked on several fundraisers for the Cystic Fibrosis Association and has talked to students about the importance of hard work and education...An All-County running back and named team's Most Valuable Offensive Player as a senior at Miami Beach High School after rushing for 739 yards and 11 TDs...Full name: Terry Sean Cousin.

COUSIN'S SINGLE-GAME CAREER HIGHS

TACKLES: 10 vs. Indianapolis 10/22/07

SACKS: 1 six times: latest vs. Houston 10/14/07

INTERCEPTIONS: 2 at New Orleans 12/29/02; vs. Baltimore 11/13/05

PASSES BROKEN UP: 4 at New Orleans 12/29/02

RECOVERED FUMBLE: 1 five times: latest at New Orleans 12/29/02

FORCED FUMBLE: 1 three times: latest at New England 12/22/01

COUSIN'S CAREER DEFENSIVE STATISTICS

YEAR	TEAM	TACKLES										QB			INTERCEPTIONS				FUMBLES			SP	T
		GP	GS	TOT	SOLO	ASST	TFL	SK	YDS	PRE	NO	YDS	LG	TD	PD	FF	FR	YDS	YDS	TACKLE			
1997	Chicago	6	0	3	2	1	0	0.0	0.0	0	0	0	0	0	1	0	0	0	4				
1998	Chicago	16	12	73	55	18	0	0.0	0.0	0	1	0	0	0	18	1	2	0	3				
1999	Chicago	16	9	52	39	13	0	0.0	0.0	0	2	1	1	0	2	1	1	0	7				
2000	Atlanta	15	0	6	4	2	0	0.0	0.0	0	0	0	0	0	0	0	0	0	4				
2001	Miami	16	2	58	48	10	0	2.0	13.0	0	0	0	0	0	4	1	1	0	13				
2002	Carolina	16	16	82	57	25	0	1.0	8.0	0	2	4	0	0	19	0	1	0	6				
2003	Carolina	13	13	57	40	17	0	2.0	15.0	0	0	0	0	0	5	0	0	0	0				
2004	Carolina	16	5	39	32	7	0	0.0	0.0	0	1	6	6	0	3	0	0	0	0				
2005	Jacksonville	16	5	56	31	25	0	0.5	3.5	0	4	18	0	0	7	0	0	0	2				
2006	Jacksonville	10	4	42	30	12	0	0.0	0.0	0	1	16	16	0	0	0	0	0	0				
2007	Jacksonville	16	2	65	14	24	0	1.0	10.0	0	1	9	9	0	6	0	0	0	12				
NFL	TOTALS	156	68	533	379	154	0	6.5	49.5	0	12	54	16	0	65	3	5	0	51				

COUSIN'S CAREER POSTSEASON DEFENSIVE STATISTICS

YEAR	TEAM	TACKLES										QB			INTERCEPTIONS				FUMBLES			SP	T
		GP	GS	TOT	SOLO	ASST	TFL	SK	YDS	PRE	NO	YDS	LG	TD	PD	FF	FR	YDS	YDS	TACKLE			
2001	Miami	1	0	2	2	0	0	0.0	0.0	0	0	0	0	0	0	0	0	0	0	0			
2003	Carolina	4	1	22	12	10	0	0.0	0.0	0	0	0	0	0	0	0	0	0	0				
2005	Jacksonville	1	1	1	0	1	0	0.0	0.0	0	0	0	0	0	0	0	0	0	0				
2007	Jacksonville	2	1	14	9	5	0	0.0	0.0	0	0	0	0	0	0	0	0	0	0				
NFL	TOTALS	8	3	39	23	16	0	0.0	0.0	0	0	0	0	0	0	0	0	0	0				





WR/KR JOSHUA CRIBBS 16

HEIGHT: 6-1
WEIGHT: 215
COLLEGE: KENT STATE
BIRTHDATE: JUNE 9, 1983

HOW ACQUIRED: FA - '05
YEAR WITH BROWNS: 4TH
YEAR IN NFL: 4TH
CONTRACT: SIGNED THRU 2012

GAMES PLAYED/STARTED: 2005 (14/0); 2006 (16/1); 2007 (16/2).
CAREER GAMES: 46 GAMES; 3 STARTS.
POSTSEASON GAMES: 0 GAMES; 0 STARTS.

CAREER TRANSACTIONS: Signed as an undrafted free agent by Cleveland on April 29, 2005...Signed by Cleveland to a six-year contract extension on Nov. 3, 2006.

CAREER HIGHLIGHTS: Named to the Pro Bowl as the AFC's special teamer in 2007...Is the franchise career leader with 165 kickoff returns and 4,397 yards and 4 TDs...Set the franchise single-season record for kickoff return yards (1,809) in 2007 and kickoff returns (61) in 2006...Added three returns for TDs in 2007, including a 99-yard kickoff return at Oakland on Sept. 23, a 100-yard kickoff return at Pittsburgh on Nov. 11, and a 76-yard punt return vs. San Francisco on Dec. 30...Has totaled five returns for TDs in his career, including four kickoff returns for TD and one punt return for TD...Recorded his first career TD on a 90-yard kickoff return vs. Detroit on Oct. 23, 2005...Recorded his second career kickoff return for a 92-yard TD vs. Pittsburgh on Nov. 19, 2006.

SEASONAL REVIEWS

2007: Third year special teams playmaker had a breakout season and earned a Pro Bowl appearance by playing in all 16 games, including two starts, and led the NFL with a 30.7 kickoff return average and 1,809 kickoff return yards...Set a franchise record with 1,809 kickoff return yards on 59 attempts (30.7 avg.) and 2 TDs and also added 30 punt returns for 405 yards (13.5 avg.) and 1 punt return for TD...His 1,809 kickoff return yards ranked 2nd best in NFL history in a single season (2,186 MarTay Jenkins, Arizona in 2000); and 2,214 combined kick returns (1,809 KOR; 405 PR) also ranked 2nd best in NFL history in a single season (Michael Lewis, New Orleans in 2002 with 2,432 yards (1,807 KOR; 625 PR)...Ranked 3rd in the NFL with a 13.5 punt return average and led the team with 23 special teams tackles...Became only the second player in NFL history to average more than 30+ yards on kickoff returns and 10+ yards on punt returns in the same season (Terry Metcalf, St. Louis in 1974 with 31.2 KOR and 13.1 PR)...Twice was named the NFL Special Teams Player of the Month (September and November)...Set a franchise single-game record 245 kickoff return yards at Baltimore on Nov. 18, and added 61 yards on punt returns for a combined return total of 306 yards, which ranked as the third highest single-game total in NFL history...Had a 99-yard kickoff return for TD at Oakland on Sept. 23, a 100-yard kickoff return for TD at Pittsburgh on Nov. 11, and a 76-yard punt return for TD vs. San Francisco on Dec. 30...Was implemented into the offense with 3 receptions for 37 yards and 9 rushes for 61 yards (6.8 avg.)...**Game 1 vs. Pittsburgh 9/9:** Played WR with 1 reception for 7 yards...Also played on special teams with 4 kickoff returns for 98 yards (24.5 avg.) and a long of 32 yards...Handled punt returns with 1 FC...**Game 2 vs. Cincinnati 9/16:** Started at WR and had 1 rush for 11 yards...Played on special teams with 183 kickoff return yards on 5 returns (36.6 avg.), including an 85-yard return...In the 2nd quarter, returned the kickoff 85 yards down to the Bengals 11-yard line, and three plays later, QB Derek Anderson connected with WR Joe Jurevicius for a 9-yard TD strike to open a 20-14 lead...Also had 2 punt returns for 11 yards...Added 2 special teams tackles...**Game 3 at Oakland 9/23:** Handled kickoff returns with 4 returns for 174 yards (43.5 avg.), including a 99-yard kickoff return for TD...In the 2nd quarter, returned the kickoff 99 yards for TD to cut the Oakland lead, 16-7...The 99-yard return for a touchdown was the fifth longest in franchise history...The kickoff return for TD was the third of his career and tied him with Bobby Mitchell for the franchise record...Became the first player in franchise history to have a kickoff return in three consecutive seasons...Handled punt returns with 1 return for 22 yards...Played WR with 1 rush for 7 yards...Also led the team with 3 special teams tackles...**Game 4 vs. Baltimore 9/30:** Played WR with 1 rush for 2 yards...Played on special teams with 3 kickoff returns for 94 yards (31.3 avg.), including a long of 41 yards...Added 1 special teams tackle...*Was named AFC Special Teams Player of the Month...***Game 5 at New England 10/7:** Played WR with 1 rush for 11 yards...Played on special teams with 5 kickoff returns for 118 yards (23.6 avg.), including a long of 31 yards...Became the franchise career leader in kickoff return yards with 3,255 yards, surpassing Dino Hall (3,185)...Also added 1 punt return for 11 yards...**Game 6 vs. Miami 10/14:** Played WR with 1 rush for

FUN FACTS

- In 2007, named to the Pro Bowl and was the only player in the NFL to lead his team in kickoff return yards, punt return yards and special teams tackles.
- Franchise career leader in kickoff returns, kickoff return yards and kickoff return TDs.
- This year will once again host a reality television show, 'Josh's Cribbs' on Fox Sports Ohio.
- Signed a six-year contract extension with the Browns through the 2012 season.
- Converted college quarterback from Kent State, earned a roster spot as an undrafted rookie free agent in 2005.
- Active in the Cleveland community with appearances with the Cleveland Clinic Children's Hospital, Toys For Tots, Big Brothers and Big Sisters and helped renovate Bump Taylor Field as part of the NFL Grassroots Field Renovation.



JOSHUA CRIBBS CONTINUED...

4 yards...Played on special teams with 5 kickoff returns for 141 yards (28.2 avg.) and 2 punt returns for 19 yards... Added 1 special teams tackle...**Game 7 at St. Louis 10/28:** Played WR with 1 rush for 18 yards...Added 2 kickoff returns for 57 yards and 1 punt return for 18 yards...Also added 2 special teams tackles...**Game 8 vs. Seattle 11/4:** Played WR...Added 6 kickoff returns for 161 yards (26.8 avg.), including a long of 38 yards and 1 punt return for 18 yards...Also had 2 special teams tackles...**Game 9 at Pittsburgh 11/11:** Played WR and special teams with 4 kickoff returns for 204 yards (51.0 avg.), including a 100-yard kickoff return for a TD and another 90-yard kickoff return...His 100-yard kickoff return for a TD was the longest of his career and the fourth kickoff return for a TD of his career...His 4 kickoff returns for a TD established a franchise record (Bobby Mitchell, 3)...In the 1st quarter, returned a kickoff 90 yards down to the Pittsburgh 3-yard line, and four plays later QB Derek Anderson connected with FB Lawrence Vickers for a 2-yard TD pass to open a 14-3 lead...In the 4th quarter, returned a kickoff 100-yards for a TD to give the Browns a 28-24 lead...Had 4 punt returns for 19 yards (4.8 avg.)...Added 1 special teams tackle...**Game 10 at Baltimore 11/18:** Played WR and special teams as he set a franchise single-game record with 245 kickoff return yards on 7 returns (35.0 avg.), including a long of 50 yards...Also had 4 punt returns for 61 yards (15.3 avg.), including a long of 26 yards...Totaled 306 yards in kickoff and punt returns combined, which ranks third best in NFL history...In the 3rd quarter, had a 26 yard punt return down to the Ravens 11-yard line and 3 plays later, QB Derek Anderson added a 1-yard TD run to open a 20-14 lead...Late in the 4th quarter, had a 39-yard kickoff return to the Cleveland 43 yard line and three plays later K Phil Dawson tied the game with a 51-yard field goal at the end of regulation to send the game to overtime...In overtime, took the opening kickoff 41 yards to the Cleveland 41-yard line and nine plays later, Dawson converted a 33-yard FG for a 33-30 overtime victory...In the 1st quarter, forced a fumble on special teams as he tackled Ravens PR Cory Ross and forced the fumble, recovered by Browns DB Mike Adams, at the Baltimore 29-yard line...Added 2 special teams tackles and 1 forced fumble...**Game 11 vs. Houston 11/25:** Started at WR as the Browns opened in a three-WR formation...Had 2 kickoff returns for 54 yards and 2 punt returns for 21 yards...Set a franchise record for kickoff return yards in a single-season with 1,529 yards, breaking his record he set last season (1,494 in 2006)...Also added 1 special teams tackle... Named *AFC Special Teams Player of the Month*...**Game 12 at Arizona 12/2:** Played WR with 1 rush for 1 yard... In the 4th quarter, converted a two-point conversion with a pass to TE Kellen Winslow to cut the deficit, 21-18...Handled returns with 3 kickoff returns for 31 yards and 2 punt returns for 31 yards...Added 2 tackles on special teams...**Game 13 at N.Y. Jets 12/9:** Played WR with 1 reception for 18 yards and 1 rush for 4 yards...Also had 2 kickoff returns for 51 yards and 2 punt returns for 7 yards...**Game 14 vs. Buffalo 12/16:** Played WR and on special teams with 1 kickoff return for 26 yards and 2 punt returns for 5 yards...Also added 1 special teams tackle...**Game 15 at Cincinnati 12/23:** Played WR with 1 reception for 12 yards...Also added 4 kickoff returns for 115 yards (28.8 avg.) and 2 punt returns for 27 yards (13.5 avg.)...Added 1 special teams tackle...**Game 16 vs. San Francisco 12/30:** Played WR...Added 4 punt returns for 135 yards (33.8 avg.), including a 76 yard punt return for a TD...The 76-yard punt return for TD marked the first of his career...Added 2 kickoff returns for 57 yards...In the 1st quarter, returned a punt 76 yards for a TD to open a 7-0 lead...In the 1st quarter, also added a 53 yard punt return...Both returns marked his top two punt returns of his career...The 135 punt return yards marked the second highest in franchise history (166, Eric Metcalf, 10/24/93 vs. Pittsburgh)...Added 4 special teams tackles.

2006: Second-year pro solidified himself as a threat on special teams with 61 kickoff returns for 1,494 kickoff return yards...Returned his second career kickoff return for a 92-yard TD vs. Pittsburgh on Nov. 19...Named AFC Special Teams Player of the Week after his performance vs. Oakland on Oct. 1, with kickoff returns of 65 and 53 yards...Led the team with 25 special teams tackles...Played in all 16 games, including one start at wide receiver, and totaled 10 receptions for 91 yards (9.1 avg.)...Made his first career start vs. Baltimore on Sept. 24, as the Browns opened in a three-wide receiver set...Recorded 11 returns over 30 yards; seven returns over 40 yards; and four returns over 50 yards...Also had 6 punt returns for 51 yards (8.5 avg.), and a long of 34 yards...In the opener vs. New Orleans on Sept. 10, had 5 kickoff returns for 114 yards (22.8 avg.) and 4 special teams tackles...Had 1 reception for 11 yards and 5 kickoff returns for 109 yards (21.8 avg.) and 2 special teams stops at Cincinnati on Sept. 17...Started at wide receiver with 1 reception for 6 yards as the Browns opened in a three-receiver set vs. Baltimore on Sept. 24, and added 2 kickoff returns for 48 yards and 1 special teams stop...Added 2 kickoff returns for 118 yards (59.0 avg.), with returns of 65 and 53 yards and was named *AFC Special Teams Player of the Week* at Oakland on Oct. 1...Had 2 receptions for 18 yards at Carolina on Oct. 8, and 4 kickoff returns for 119 yards (29.8 avg.), including a long of 64 yards, and also replaced Dennis Northcutt (rib) on punt returns with 2 returns for 43 yards, including a long of 34 yards...Totaled a career-high 4 receptions for 32 yards and handled return duties with 2 punt returns for 2 yards and 3 kickoff returns for 94 yards (31.3 avg.), including a long of 44 yards...Added 1 reception for 14 yards vs. N.Y. Jets on Oct. 29, along with 3 kickoff returns for 62 yards (20.7 avg.), including a long of 30 yards and 1 punt return for 1 yard...Posted 4 kickoff returns for 111 yards (27.8 avg.) and 2 special teams stops at San Diego on Nov. 5...Collected 1 reception for 10 yards at Atlanta on Nov. 12, and 3 kickoff returns for 56 yards and 4 special teams stops...Added 4 kickoff returns for 150 yards (37.5 avg.) and 1 TD with a 92-yard kickoff return for TD in the 4th quarter vs. Pittsburgh on Nov. 19...Added 5 kickoff returns for 108 yards (21.6 avg.) vs. Cincinnati on Nov. 26...Totaled 1 rush for 9 yards and added 4 kickoff returns for 87 yards vs. Kansas City on Dec. 3...Had 5 kickoff returns for 76 yards and 4 special teams tackles at Pittsburgh on Dec. 7...Attempted a pass in the 2nd quarter which fell incomplete at Baltimore on Dec. 17, and added 5 kickoff returns for 94 yards and 1 special teams tackle...Added 4 kickoff returns for 79 yards vs. Tampa Bay on Dec. 24...In the regular season finale at Houston on Dec. 31, had 1 rush for 2 yards, 3 kickoff returns for 69 yards and 1 special teams tackle.



JOSHUA CRIBBS CONTINUED...

2005: Earned a roster spot during training camp as an undrafted rookie and appeared in 14 games with 45 kickoff returns for 1,094 yards and 1 TD and ranked second on the club with 19 special teams tackles...Returned a kickoff 90 yards for a TD vs. Detroit on Oct. 23...Made his NFL debut by playing on special teams vs. Cincinnati on Sept. 11, with 1 kickoff return for 14 yards and 1 special teams tackle...Left the game in the 2nd quarter with a left knee injury and did not return...Inactive at Green Bay on Sept. 18, and at Indianapolis on Sept. 25, due to the knee injury...Returned vs. Chicago on Oct. 9, with 3 kickoff returns for 61 yards (20.3 avg.), including a long of 22 yards and 1 special teams tackle...Played on special teams with 4 kickoff returns for 152 yards (38.0 avg.), including a 90-yard return for a TD vs. Detroit on Oct. 23...In the 2nd quarter, returned a kickoff 90 yards for a TD to give the Browns a 10-7 lead...The kickoff return for TD was his first in the NFL and he became only the fifth Browns rookie to return a kickoff for a TD...Played on special teams at Houston on Oct. 30, with 4 kickoff returns for 102 yards (25.5 avg.), including a long of 29 yards...Played on special teams at Minnesota on Nov. 27, with 5 kickoff returns for 155 yards (31.0 avg.), including a long of 48 yards...Played WR at Oakland on Dec. 18, and recorded his first NFL reception with a 7-yard catch in the 1st quarter...Also played on special teams with 1 kickoff return for 48 yards and 1 special teams tackle...Played WR vs. Pittsburgh on Dec. 24, and also on special teams with 6 kickoff returns for 126 yards (21.0 avg.) and 2 special teams tackles...In the season finale vs. Baltimore on Jan. 1, played on special teams with 5 kickoff returns for 128 yards (25.6 avg.), and in the 3rd quarter returned a kickoff 54 yards and three plays later, QB Charlie Frye connected with WR Antonio Bryant for a 6-yard TD pass to cut the deficit to 16-13.

COLLEGE: Collegiate QB-turned-WR was a four-year starter and Kent State's all-time total offense leader with 10,839 yards...Rushed and passed for 1,000 yards in three of four seasons and passed for 55 TDs and rushed for another 38 TDs during his career...Honorably Mention All-MAC performer who set eight career, four single-season and two single-game school records...One of only two players in NCAA history with 1,000 yards passing and 1,000 yards rushing in two seasons...Had 12 career games with 100 or more yards both rushing and passing...Holds school records in pass completions (616), attempts (1,123) and yards (7,169) and ranks second in TD passes (40) and third in completion percentage (54.9%)...Kent State's third leading rusher all-time with 3,670 yards and a school-record 38 TDs...Scored 41 total TDs and scored 246 points, both school records...Holds MAC record for rushing yards by a QB...In 2004, completed 216-of-335 for 2,215 yards passing and 17 TDs and also ran for 893 yards on 170 attempts (5.3 avg.) and 9 TDs...Ranked fourth nationally in total offense, averaging 310.8 yards per game...Named team's Outstanding Offensive Player for the second straight season...Set school records by completing 216 passes (64.5%)...Accounted for 26 TDs with 17 passing, 9 rushing and 1 receiving...Also punted 10 times for a 29.3-yard average, including a long of 50, and nailed 7 In20...Had five games in which he ran for 100 yards and passed for 100 yards...Named to the All-MAC Team as an honorable mention selection and also received honorable mention from *Collegefootballnews.com*...In 2003, started all 12 games at QB and was named team's Outstanding Offensive Player and selected a permanent team captain at the end of the season...Set school record with 3,125 yards of total offense...Accounted for 29 TDs with 14 passing, 14 rushing and 1 receiving...Completed 178-of-364 attempts for 2,242 yards, which was the second highest total in school history...Also led the team with 701 yards rushing on 161 carries...Led the team to its second-highest scoring average (26.8 ppg) in the last 30 years with a school-record eight 30-point games, including each of the last six...In 2002, ran for 1,057 yards and passed for 1,014 more in becoming only the second player in I-A history with two "double-1,000" seasons...Rushed 137 times for 10 TDs and a 7.72-yard average that led the nation...Was 91-of-186 passing with 4 TDs and 14 interceptions...Served as a team co-captain...In 2001, took over the starting QB duties in the third game of the season and became the first freshman in Division I-A history to run and pass for more than 1,000 yards each in a single season...Was 131-of-238 for 1,516 yards and 10 TDs passing and rushed for 1,019 yards on 164 attempts (6.2 avg.) and 5 TDs as a freshman for 2,535 yards of total offense...Runner-up for MAC Freshman-of-the-Year honors to Miami QB Ben Roethlisberger...Ranked fifth in the MAC in rushing and eighth in passing (137.8 ypg)...Finished fourth in the MAC in total offense (230.5 ypg)...Voted team's Outstanding Offensive Player.

PERSONAL: Earned first-team all-metro honors from the *Washington Post* and the D.C. Pigskins Club as a senior at Dunbar High School in Washington, D.C...Selected to SuperPrep magazine's all-region team and the DCAreaPreps.com All-Net Team...Led the Crimson Tide to the DCIAA West Division title and the city championship with a 9-3 record...Named team's most valuable player...Completed 130-of-277 pass attempts for 2,258 yards as a senior and tossed 23 TDs and ran for 7 TDs...Earned letters in football, baseball, basketball and swimming...Born June 9, 1983, in Washington, D.C...Pre-business major...Married to wife, Maria, and the couple have a daughter, Kimorah, 5.

CRIBBS' SINGLE-GAME CAREER HIGHS

- RECEPTIONS:** 4 vs. Denver 10/22/06
- RECEIVING YARDS:** 32 vs. Denver 10/22/06
- LONG RECEPTION:** 14 vs. N.Y. Jets 10/29/06
- LONG RUSH:** 18 at St. Louis 10/28/07
- KICKOFF RETURNS:** 7 at Baltimore 11/18/07
- KICKOFF RETURN YARDS:** 245 at Baltimore 11/18/07
- LONGEST KICKOFF RETURN:** 100t at Pittsburgh 11/11/07



JOSHUA CRIBBS CONTINUED...

KICKOFF RETURN FOR TD: 1, four times, latest at Pittsburgh 11/11/07 (100t)

PUNT RETURNS: 4 at Pittsburgh 11/11/07; vs. San Francisco 12/30/07

LONG PUNT RETURN: 76t vs. San Francisco 12/30/07

PUNT RETURN YARDS: 135 vs. San Francisco 12/30/07

PUNT RETURN FOR TD: 1, (76 yards) vs. San Francisco 12/30/07

CAREER KICKOFF RETURNS FOR TD (4)

100t at Pittsburgh 11/11/07; 99t at Oakland 9/23/07; 92t vs. Pittsburgh 11/19/06; 90t vs. Detroit 10/23/06

CAREER PUNT RETURNS FOR TD (1)

76t vs. San Francisco 12/30/07

CRIBBS' CAREER OFFENSIVE STATISTICS

YEAR	TEAM	GP	RECEIVING					RUSHING					
			GS	NO	YDS	AVG	LG	TD	NO	YDS	AVG	LG	TD
2005	Cleveland	14	0	1	7	7.0	7	0	0	0	0.0	0	0
2006	Cleveland	16	1	10	91	9.1	14	0	2	11	5.5	9	0
2007	Cleveland	16	2	3	37	12.3	18	0	9	61	6.8	18	0
NFL	TOTALS	46	3	14	135	9.6	18	0	11	72	6.5	18	0

CRIBBS' CAREER SPECIAL TEAMS STATISTICS

YEAR	TEAM	KICKOFF RETURNS					PUNT RETURNS					SP T TACKLE	
		NO	YDS	AVG	LG	TD	NO	FC	YDS	AVG	LG		TD
2005	Cleveland	45	1,094	24.3	90t	1	1	0	5	5.0	5	0	19
2006	Cleveland	61	1,494	24.5	92t	1	6	1	51	9.2	34	0	25
2007	Cleveland	59	1,809	30.7	100t	2	30	10	405	13.5	76t	1	23
NFL	TOTALS	165	4,397	26.6	100t	4	37	11	461	12.5	76t	1	67

CRIBBS' CAREER PASSING STATISTICS

YEAR	TEAM	GP	GS	*(W-L)				YDS QB							
				RECORD	ATT	CMP	PCT	YDS	YDS/ATT	TD	INT	LG	SK	LOST	RATING
2005	Cleveland	14	0	0-0	0	0	0.0%	0	0.0	0	0	0	0	0	0.0
2006	Cleveland	16	1	0-0	1	0	0.0%	0	0.0	0	0	0	0	0	39.6
2007	Cleveland	16	2	0-0	0	0	0.0%	0	0.0	0	0	0	0	0	0.0
NFL	TOTALS	46	3	0-0	1	0	0.0%	0	0.0	0	0	0	0	0	39.6

*converted a pass to TE Kellen Winslow for a 2-point conversion 12/2/07 at Arizona

CRIBBS' 2007 GAME-BY-GAME OFFENSIVE STATISTICS

DATE	OPP	RECEIVING					RUSHING				
		NO	YDS	AVG	LG	TD	NO	YDS	AVG	LG	TD
9/9	Pitt.	1	7	7.0	7	0	0	0	0.0	0	0
9/16	Cin.	0	0	0.0	0	0	1	11	11.0	11	0
9/23	@ Oak.	0	0	0.0	0	0	1	7	7.0	7	0
9/30	Balt.	0	0	0.0	0	0	1	2	2.0	2	0
10/7	@ NE	0	0	0.0	0	0	1	11	11.0	11	0
10/14	Mia.	0	0	0.0	0	0	1	4	4.0	4	0
10/28	@ St. L.	0	0	0.0	0	0	1	18	18.0	18	0
11/4	Sea.	0	0	0.0	0	0	0	0	0.0	0	0
11/11	@ Pitt.	0	0	0.0	0	0	0	0	0.0	0	0
11/18	@ Balt.	0	0	0.0	0	0	1	3	3.0	3	0
11/25	Hou.	0	0	0.0	0	0	0	0	0.0	0	0
12/2	@ Ari.	0	0	0.0	0	0	1	1	1.0	1	0
12/9	@ NYJ	1	18	18.0	18	0	1	4	4.0	4	0
12/16	Buff.	0	0	0.0	0	0	0	0	0.0	0	0
12/23	@ Cin.	1	12	12.0	12	0	0	0	0.0	0	0
12/30	S.F.	0	0	0.0	0	0	0	0	0.0	0	0
TOTALS	16 GM	3	37	12.3	18	0	9	61	6.8	18	0



JOSHUA CRIBBS CONTINUED...

CRIBBS' 2007 GAME-BY-GAME SPECIAL TEAMS STATISTICS

DATE	OPP	KICKOFF RETURNS					PUNT RETURNS				
		NO	YDS	AVG	LG	TD	NO	YDS	AVG	LG	TD
9/9	Pitt.	4	98	24.5	32	0	0	0	0.0	0	0
9/16	Cin.	5	183	36.6	85	0	2	11	5.5	7	0
9/23	@ Oak.	4	174	43.5	99t	1	1	22	22.0	22	0
9/30	Balt.	3	94	31.3	41	0	0	0	0.0	0	0
10/7	@ NE	5	118	23.6	31	0	1	11	11.0	11	0
10/14	Mia.	5	141	28.2	39	0	2	19	9.5	10	0
10/28	@ St. L.	2	57	28.5	31	0	1	18	18.0	18	0
11/4	Sea.	6	161	26.8	38	0	1	18	18.0	18	0
11/11	@ Pitt.	4	204	51.0	100t	1	4	19	4.8	7	0
11/18	@ Balt.	7	245	35.0	50	0	4	61	15.3	26	0
11/25	Hou.	2	54	27.0	29	0	2	21	10.5	13	0
12/2	@ Ari.	3	31	10.5	26	0	2	31	15.5	31	0
12/9	@ NYJ	2	51	25.5	31	0	2	7	3.5	7	0
12/16	Buff.	1	26	26.0	26	0	2	5	2.5	5	0
12/23	@ Cin.	4	115	28.8	33	0	2	27	13.5	20	0
12/30	S.F.	2	57	28.5	30	0	4	135	33.8	76t	1
TOTALS	16 GM	59	1,809	30.7	100t	2	30	405	13.5	76t	1

CRIBBS' 2006 GAME-BY-GAME OFFENSIVE STATISTICS

DATE	OPP	RECEIVING					RUSHING				
		NO	YDS	AVG	LG	TD	NO	YDS	AVG	LG	TD
9/10	N.O.	0	0	0.0	0	0	0	0	0.0	0	0
9/17	@ Cin.	1	11	11.0	11	0	0	0	0.0	0	0
9/24	Balt.	1	6	6.0	6	0	0	0	0.0	0	0
10/1	@ Oak.	0	0	0.0	0	0	0	0	0.0	0	0
10/8	@ Car.	2	18	9.0	11	0	0	0	0.0	0	0
10/22	Den.	4	32	8.0	11	0	0	0	0.0	0	0
10/29	NYJ	1	14	14.0	14	0	0	0	0.0	0	0
11/5	@ S.D.	0	0	0.0	0	0	0	0	0.0	0	0
11/12	@ Atl.	1	10	10.0	10	0	0	0	0.0	0	0
11/19	Pitt.	0	0	0.0	0	0	0	0	0.0	0	0
11/26	Cin.	0	0	0.0	0	0	0	0	0.0	0	0
12/3	K.C.	0	0	0.0	0	0	1	9	9.0	9	0
12/7	@ Pitt.	0	0	0.0	0	0	0	0	0.0	0	0
12/17	@ Balt.	0	0	0.0	0	0	0	0	0.0	0	0
12/24	T.B.	0	0	0.0	0	0	0	0	0.0	0	0
12/31	@ Hou.	0	0	0.0	0	0	1	2	2.0	2	0
TOTALS	16 GM	10	91	9.1	14	0	2	11	5.5	9	0

CRIBBS' 2006 GAME-BY-GAME SPECIAL TEAMS STATISTICS

DATE	OPP	KICKOFF RETURNS					PUNT RETURNS				
		NO	YDS	AVG	LG	TD	NO	YDS	AVG	LG	TD
9/10	N.O.	5	114	22.8	40	0	0	0	0.0	0	0
9/17	@ Cin.	5	109	21.8	26	0	0	0	0.0	0	0
9/24	Balt.	2	48	24.0	27	0	0	0	0.0	0	0
10/1	@ Oak.	2	118	59.0	65	0	0	0	0.0	0	0
10/8	@ Car.	4	119	29.8	64	0	2	43	21.5	34	0
10/22	Den.	3	94	31.3	44	0	2	2	1.0	2	0
10/29	NYJ	3	62	20.7	30	0	1	1	1.0	1	0
11/5	@ S.D.	4	111	27.8	47	0	0	0	0.0	0	0
11/12	@ Atl.	3	56	18.7	21	0	0	0	0.0	0	0
11/19	Pitt.	4	150	37.5	92t	1	0	0	0.0	0	0
11/26	Cin.	5	108	21.6	29	0	0	0	0.0	0	0
12/3	K.C.	4	87	21.8	30	0	0	0	0.0	0	0
12/7	@ Pitt.	5	76	15.2	27	0	0	0	0.0	0	0
12/17	@ Balt.	5	94	18.8	21	0	0	0	0.0	0	0
12/24	T.B.	4	79	19.8	22	0	0	0	0.0	0	0
12/31	@ Hou.	3	69	23.0	25	0	1	5	5.0	5	0
TOTALS	16 GM	61	1,494	24.5	92t	1	6	51	8.5	34	0



CRIBBS' 2005 GAME-BY-GAME SPECIAL TEAMS STATISTICS

DATE	OPP	KICKOFF RETURNS					PUNT RETURNS				
		NO	YDS	AVG	LG	TD	NO	YDS	AVG	LG	TD
9/11	Cin.	1	14	14.0	14	0	0	0	0.0	0	0
9/18	@ G.B.	Inactive (knee)									
9/25	@ Ind.	Inactive (knee)									
10/9	Chi.	3	61	20.3	22	0	0	0	0.0	0	0
10/16	@ Balt.	3	61	20.3	24	0	0	0	0.0	0	0
10/23	Det.	4	152	38.0	90t	1	0	0	0.0	0	0
10/30	@ Hou.	4	102	25.5	29	0	0	0	0.0	0	0
11/6	Tenn.	1	4	4.0	4	0	1	5	5.0	5	0
11/13	@ Pitt.	3	65	21.7	25	0	0	0	0.0	0	0
11/20	Mia.	1	16	16.0	16	0	0	0	0.0	0	0
11/27	@ Minn.	5	155	31.0	48	0	0	0	0.0	0	0
12/4	Jack.	4	75	18.8	28	0	0	0	0.0	0	0
12/11	@ Cin.	4	87	21.8	31	0	0	0	0.0	0	0
12/18	@ Oak.	1	48	48.0	48	0	0	0	0.0	0	0
12/24	Pitt.	6	126	21.0	28	0	0	0	0.0	0	0
1/1	Balt.	5	128	25.6	54	0	0	0	0.0	0	0
TOTALS	14 GM	45	1,094	24.3	90t	1	1	5	5.0	5	0

**DB A.J. DAVIS 37**

HEIGHT: 5-10

WEIGHT: 190

COLLEGE: NORTH CAROLINA ST.

BIRTHDATE: MAY 29, 1983

HOW ACQUIRED: FA - '07

YEAR WITH BROWNS: 2NDYEAR IN NFL: 1ST

CONTRACT: SIGNED THRU 2008

GAMES PLAYED/STARTED: 2007 (0/0).

CAREER GAMES: 0 GAMES, 0 STARTS.

POSTSEASON GAMES: 0 GAMES, 0 STARTS.

CAREER TRANSACTIONS: Originally drafted by Detroit in the fourth round, 105th overall, in the 2007 NFL Draft...Waived by Detroit on Sept. 1, 2007...Signed by Detroit to the practice squad on Sept. 3, 2007...Waived by Detroit on Sept. 13, 2007...Signed by Cleveland to the practice squad on Sept. 14, 2007...Signed by Cleveland as a reserve/future free agent on Jan. 9, 2008.

SEASONAL REVIEWS

2007: In his rookie season, originally was a fourth round draft choice by Detroit and spent the first week of the regular season on the Lions' practice squad...Waived by Detroit and signed by the Browns to the practice squad on Sept. 14...Spent the final 16 weeks of the regular season on the Browns practice squad.

COLLEGE: Played in 46 career games, including 23 starts, during his career at North Carolina State...Totaled 135 tackles, 104 solo, with 1.5 sacks for 7 yards, 5 TFL and tied for sixth on the school's list for 30 PBU and added 4 interceptions for 111 yards...Also added 9 tackles on special teams and returned 7 kickoffs for 130 yards...Also lettered twice on the track team...In 2005, competed in the long jump at two indoor meets, with a leap of 22' 11" for fourth place at the Clemson Invitational...Competed at the 2004 ACC Indoor and Outdoor Championships, where he finished fourth in the indoor long jump (23' 8-1/4"), fourth in the indoor high jump (6'9"), third in the outdoor long jump (24' 1/4") and seventh in the outdoor high jump (6'6")...In 2006, started and played in 10 games and led the team with 9 PBU and added 34 tackles, including 21 solo...In 2005, moved into the starting lineup at left corner and had a career-high 55 tackles, 41 solo, with 1 sack for 5 yards, 1.5 TFL, 2 interceptions for 46 yards and ranked second on the team with 10 PBU...In 2004, named the team's most dependable cornerback and totaled 34 tackles, 2 TFL and 6 PBU...Appeared in 13 games as a freshman in 2003, and finished second on the club with 9 PBU and 2 interceptions for 65 yards.

PERSONAL: Born May 29, 1983 in Durham, N.C...Played corner and wide receiver at Northern Durham (Durham, N.C.) High School...Totaled 6 career interceptions, including 3 returned for TDs...Ranked top cornerback in the nation by Tom Lemming's Prep Football...Totaled 42 receptions for 709 yards and 9 TDs as a senior...Also competed in track and holds state record in the long jump with a 24'10"...In 2002 was North Carolina Indoor Champion in triple jump (48-1) and the long jump (24-0.5)...Majored in communications.





LB ANDRA DAVIS 54

HEIGHT: 6-1
WEIGHT: 250
COLLEGE: FLORIDA
BIRTHDATE: DEC. 23, 1978

HOW ACQUIRED: D(5) - '02
YEAR WITH BROWNS: 7TH
YEAR IN NFL: 7TH
CONTRACT: SIGNED THRU 2008

GAMES PLAYED/STARTED: 2002 (16/0, 1/0); 2003 (16/16); 2004 (11/11); 2005 (16/16); 2006 (14/14); 2007 (16/10).
CAREER GAMES: 89 GAMES, 67 STARTS.
POSTSEASON GAMES: 1 GAME, 0 STARTS.

CAREER TRANSACTIONS: Selected by Cleveland in the fifth round, 141st overall, in the 2002 NFL Draft... Signed by Cleveland to a five-year contract extension on Dec. 15, 2005.

CAREER HIGHLIGHTS: Six-year veteran has led the Browns in tackles in three of his last five seasons...Led the team in tackles with 133 in 2006...Recorded a career-high 199 tackles in 2005...Established a career-high 20 tackles at Green Bay on Sept. 18, 2005...Named *AFC Defensive Player of the Week* following a 14-tackle performance in a 22-0 shutout victory vs. Miami on Nov. 20, 2005...Had a breakout sophomore season with the Browns in 2003 and led the club with 170 tackles...Had a career-high 4 sacks at Kansas City on Nov. 9, 2003, which matched a franchise high...Recorded his first career interception at Pittsburgh on Sept. 29, 2002, on a pass from Tommy Maddox.

SEASONAL REVIEWS

2007: In his sixth season with the Browns, appeared in all 16 games, including 10 starts at middle linebacker in the 3-4 defensive scheme and added 104 tackles, 56 solo, 9 TFL, 4 PBU and 1 forced fumble... Started seven games at middle linebacker and three games at weakside linebacker...Ranked 3rd on the club with 104 tackles...Had a season-high 12 tackles vs. Pittsburgh on Sept. 9, and a season-high 4 TFL vs. Buffalo on Dec. 16...**Game 1 vs. Pittsburgh 9/9:** Started and led the team with 12 tackles, including 9 solo, and 1 TFL...**Game 2 vs. Cincinnati 9/16:** Added 5 tackles, including 2 solo...Did not get the start as the defense opened in the nickel defensive package...**Game 3 at Oakland 9/23:** Started and added 8 tackles, including 4 solo...**Game 4 vs. Baltimore 9/30:** Tied for the team lead with 9 tackles, including 3 solo, and 1 PBU...Did not get the start as the defense opened in the nickel package...**Game 5 at New England 10/7:** Added 4 tackles, including 3 solo tackles...Did not get the start as the defense opened in the nickel package...**Game 6 vs. Miami 10/14:** Collected 2 tackles, including 1 TFL and 1 QB pressure...**Game 7 at St. Louis 10/28:** Started and tied for the team lead with 7 tackles, including 3 solo...**Game 8 vs. Seattle 11/4:** Moved over to start at WLB for injured starter D'Qwell Jackson (ankle)...Added 8 tackles, including 3 solo, and 2 TFL...**Game 9 at Pittsburgh 11/11:** Started at WLB for injured D'Qwell Jackson (ankle) and added 8 tackles, including 4 solo...**Game 10 at Baltimore 11/18:** Started at WLB and added 7 tackles, including 5 solo, and 1 QB pressure...**Game 11 vs. Houston 11/25:** Started at MLB and totaled 6 tackles, including 2 solo, and 1 PBU...In the 2nd quarter, tipped a pass that was intercepted by LB D'Qwell Jackson at the Cleveland 30-yard line on a pass from Texans QB Matt Schaub intended for TE Joel Dreessen, and six plays later QB Derek Anderson connected with WR Braylon Edwards for a 19-yard TD pass to tie the game, 7-7...Part of a defensive effort that forced three turnovers, two sacks and limited Houston to only 77 net yards rushing...**Game 12 at Arizona 12/2:** Started at MLB and ranked second on the team with 8 tackles, including 6 solo...**Game 13 at N.Y. Jets 12/9:** Started and added 5 tackles, including 2 solo, and 1 TFL...**Game 14 vs. Buffalo 12/16:** Started and added 7 tackles, including 2 solo, 4 TFL, 2 QB pressures and 1 PBU...Part of a defensive effort that gave the Browns their first shutout since 2005 (11/20/05 vs. Miami, 22-0 win) and held the Bills to 232 net yards of offense...**Game 15 at Cincinnati 12/23:** Added 4 tackles, including 3 solo, and 1 forced fumble...Did not get the start as the defense opened in the nickel package...In the 4th quarter, forced a fumble on Bengals RB Kenny Watson, recovered by D'Qwell Jackson as the Cleveland 17-yard line...**Game 16 vs. San Francisco 12/30:** Started and totaled 4 solo tackles and 1 PBU...Part of a defense that limited the 49ers to only 185 net yards of offense, added 5 sacks and allowed only 73 net yards passing.

2006: Started 14 games at middle linebacker and led the club with 133 tackles, 71 solo, 4 TFL, 1 sack for 7 yards, 2 interceptions for 19 yards and 3 PBU...Registered a season-high 15 stops vs. Kansas City on Dec. 3...Led or tied for the team lead in tackles on six occasions and added eight games with ten or more tackles...Suffered a concussion at Baltimore on Dec. 17, and was forced to miss the final two regular season games...In the opener

FUN FACTS

- Active in the Cleveland community by supporting various charitable endeavors such as Toys For Tots, Shop with a Jock and the Cleveland Foodbank.
- Makes regular visits to Boys and Girls Clubs and donates tickets to all Browns home games for parents and their children to enjoy games as a family.
- First person from his hometown of Live Oak, Fla., and Suwanee High School to play professional sports and is honored every year with a day celebrating his professional accomplishments.
- Hosted fourth annual Andra Davis Celebrity Charity Weekend benefiting the Boys and Girls Clubs, Big Brother's and Big Sister's, and the Ronald McDonald House in Live Oak, Fla.



ANDRA DAVIS CONTINUED...

vs. New Orleans on Sept. 10, started and led the team with 14 tackles, 1 TFL and 1 QB pressure...Started and totaled 9 tackles, 1 interception off Bengals QB Carson Palmer and 1 PBU at Cincinnati on Sept. 17...Started and tied for the team lead with 8 tackles vs. Baltimore on Sept. 24...Started and ranked second on the team with 7 tackles and 1 sack of Raiders QB Andrew Walter for 7 yards at Oakland on Oct. 1...Started and ranked second on the club with 10 tackles and 1 PBU at Carolina on Oct. 8...Started and led the team with 11 tackles and 1 interception for 19 yards off Broncos QB Jake Plummer vs. Denver on Oct. 22...Started and ranked second on the club with 6 tackles vs. N.Y. Jets on Oct. 29, and started with 2 tackles at San Diego on Nov. 5...Started and led the team with 11 tackles and 1 QB pressure at Atlanta on Nov. 12, and started and led the club with 10 tackles and 1 TFL vs. Pittsburgh on Nov. 19...Started and ranked second on the team with 14 tackles vs. Cincinnati on Nov. 26, and started and led the team with a season-high 15 tackles vs. Kansas City on Dec. 3...Started with 10 tackles and 1 forced fumble at Pittsburgh on Dec. 7...Moved from MLB to start at WLB for D'Qwell Jackson (toe) with 6 tackles at Baltimore on Dec. 17, and left the game in the 2nd quarter with a concussion...Inactive for the final two games due to the concussion.

2005: Started all 16 games at middle linebacker and recorded 199 tackles, including 103 solo, 8 TFL, 2 sacks for 22 yards, 11 QB pressures and 5 PBU...Led the team and set a career-high with 199 tackles...Established a career-high 20 tackles at Green Bay on Sept. 18...Led or tied for the team lead in tackles in 13 games...Named *AFC Defensive Player of the Week* with 14 tackles in a 22-0 shutout vs. Miami on Nov. 20...Started at MLB and led the team with 16 tackles, including 6 solo, 1 TFL and 1 QB pressure vs. Cincinnati on Sept. 11...Started at MLB, established a career-high and led the team with 20 tackles and 1 PBU at Green Bay on Sept. 18, in the 1st quarter tipped a pass from Brett Favre intended for TE Bubba Franks that was intercepted by DB Daylon McCutcheon at the Green Bay 36-yard line, and returned 14 yards to the Packers 22-yard line, and nine plays later, K Phil Dawson connected on a 21-yard FG to open a 10-7 lead...Started at MLB and tied for the team lead with 14 tackles vs. Chicago on Oct. 9, and was part of a defensive effort that limited the Bears to 266 yards of offense, including only 90 net yards passing...Led the team with 16 tackles, 1 TFL, 2 QB pressures and 1 PBU at Baltimore on Oct. 16, in the 2nd quarter, tipped a pass from Ravens QB Anthony Wright intended for TE Todd Heap which was intercepted by DB Gary Baxter at the Cleveland 6-yard line and returned 10 yards to the Cleveland 16-yard line...Started at MLB and led the team with 11 tackles, 8 solo, 1 sack for 12 yards and 1 QB pressure at Houston on Oct. 30, in the 3rd quarter sacked Houston QB David Carr for a 12-yard loss to force a 4th-and-14 punting situation...Led the club with 10 tackles, 1 TFL, and 1 sack for 10 yards vs. Tennessee on Nov. 6, and late in the 4th quarter, added a 10-yard sack of Titans QB Steve McNair on a 4th-and-8 situation to allow the Browns to gain possession on downs...Started at MLB vs. Miami on Nov. 20, and led the team with 14 tackles, 2 TFL, 1 QB pressure and a career-high 2 PBU...For his effort was named *AFC Defensive Player of the Week*...In the 1st quarter, pressured Miami QB Sage Rosenfels on a pass attempt which was intercepted by LB Matt Stewart and 10 plays later K Phil Dawson kicked a 23-yard FG to open an early 9-0 lead...Part of a defensive effort that posted a 22-0 shutout, the team's first shutout since Nov. 21, 2001, and limited Miami to 194 total net yards, including only 55 net yards passing...Started at MLB at Cincinnati on Dec. 11, and tied for the team lead with 10 tackles, and 1 interception for 14 yards...Recorded his first interception of the year in the 2nd quarter as he intercepted a pass from Bengals QB Carson Palmer intended for WR Chad Johnson at the Cincinnati 33-yard line and returned it 14 yards to the Bengals 19-yard line, and five plays later Charlie Frye connected with TE Steve Heiden on a 2-yard TD pass to open a 14-7 lead.

2004: Started the first 11 games at middle linebacker and totaled 89 tackles, including 57 solo, with 0.5 sacks for 3.5 yards, 3 interceptions for 35 yards and 3 PBU...Suffered a knee injury vs. Cincinnati on Nov. 28, which forced him to miss the final five regular season games as he was placed on Injured Reserve...His 89 tackles ended up ranked third on the team and at the time of his injury he ranked second on the club...His 3 interceptions marked a career-high and ranked second on the club...Topped the 10-tackle plateau on three occasions with a season-high 11 tackles at N.Y. Giants on Sept. 26, vs. Pittsburgh on Nov. 14, and vs. N.Y. Jets on Nov. 21...Started in the regular season opener vs. Baltimore on Sept. 12, with 7 tackles, including 3 solo, 1 interception and 1 PBU...Started at Dallas on Sept. 19, and tied for second on the club with 8 tackles and ranked second on the club with 11 tackles at N.Y. on Sept. 26...Started vs. Washington on Oct. 3, and recorded 5 solo tackles and recovered a Clinton Portis fumble in the 3rd quarter, which led to a game-tying TD...Started at Pittsburgh on Oct. 10, and led the team with 9 tackles and led the club with 7 tackles and 1 PBU vs. Cincinnati on Oct. 17...Tied for second on the team with 8 tackles, 1 interception for 3 yards and 1 PBU vs. Philadelphia on Oct. 24...Started at Baltimore on Nov. 7, with 9 tackles and tied for the team lead with 11 tackles vs. Pittsburgh on Nov. 14...Started and tied for the team lead with 11 tackles and a shared sack with Gerard Warren for 7 yards vs. N.Y. Jets on Nov. 21...Started at Cincinnati on Nov. 28, with 3 tackles and 1 interception for 30 yards...Left the game in the 3rd quarter with a left knee sprain...Placed on Injured Reserve on Dec. 1.

2003: Thrived during his second season with the Browns, as he earned the starting middle linebacker position during training camp and led the Browns with 170 tackles, including 114 solo...Added 5 sacks for 28 yards, 5 PBU, 1 forced fumble and 2 TFL...Led or was tied for the team lead in tackles in seven contests and recorded 10 or more tackles on eight different occasions...Established a season-high 16 tackles at Denver on Dec. 14...Matched a franchise record (Jerry Sherk, 1976; Mack Mitchell, 1977) by recording 4 sacks for 20 yards at Kansas City on Nov. 9...Voted as the 2003 team MVP by local chapter of the PFWA...Made his first NFL start at MLB vs. Indianapolis on Sept. 7, and led the club with 13 tackles, including 10 solo...Started and led the club with 15 tackles at Baltimore



ANDRA DAVIS CONTINUED...

on Sept. 14...Led the club with 12 tackles, including 10 solo at San Francisco on Sept. 21, and assisted on both goal line stops in the 1st quarter as the Browns defense denied 49ers RB Garrison Hearst on 3rd-and-1 for no gain and FB Fred Beasley for no gain on 4th-and-1...Started and recorded 8 tackles vs. Cincinnati on Sept. 28, and tied for the team lead with 7 tackles, including 5 solo and 1 PBU at Pittsburgh on Oct. 5...Ranked second on the club with 8 tackles and 1 QB pressure vs. Oakland on Oct. 12, and recorded 7 tackles and 1 QB pressure vs. San Diego on Oct. 19...Tied for third on the club with 11 tackles, including 8 solo at New England on Oct. 26...Started at Kansas City on Nov. 9, and had a career-day as he led the club with 14 tackles, including 10 solo, 4 sacks for 20 yards, 1 forced fumble and 1 PBU...His four sacks marked the first sacks of his NFL career and also tied him with Jerry Sherk (4 vs. Philadelphia, 11/14/76) and Mack Mitchell (4 vs. N.Y. Giants, 11/20/77) for the most single-game sacks in franchise history...Dropped Chiefs QB Trent Green for a 13-yard loss in the 1st quarter, a 5-yard loss in the 2nd quarter, and two sacks in the 4th quarter with a 0-yard gain and a 2-yard sack of WR Dante Hall attempting a pass on a rollout...Started and recorded 8 tackles vs. Arizona on Nov. 16, and 9 tackles, 1 TFL and 1 QB hit vs. Pittsburgh on Nov. 23...Led the team with 15 tackles, 1 sack for 8 yards and 1 PBU at Seattle on Nov. 30...Started vs. St. Louis on Dec. 8, on Monday Night Football with 7 tackles...Added a season-high 16 tackles, including 9 solo and 2 QB pressures at Denver on Dec. 14...Had 9 tackles and 1 PBU vs. Baltimore on Dec. 21...In the regular season finale at Cincinnati on Dec. 28, added 11 tackles, including 6 solo, 1 TFL and 1 PBU.

2002: In his rookie season saw limited action at middle linebacker and nickel linebacker positions with 4 tackles, including 3 solos, and 1 interception...Key contributor on special teams as he ranked third on the club with 16 special teams tackles and also added 1 recovered fumble...Made his NFL debut vs. Kansas City on Sept. 8, by playing on special teams...Had a season-high 2 tackles at Tennessee on Sept. 22...Recorded his first career interception at Pittsburgh on Sept. 29, with an interception in overtime on a pass from Steelers QB Tommy Maddox and also added 1 solo tackle...Played on special teams vs. Baltimore on Oct. 6, with 2 tackles...Played linebacker in the nickel defensive package at Tampa Bay on Oct. 13, and vs. Houston on Oct. 20, with 1 tackle and 3 special teams tackles...Played on special teams with 1 tackle at Cincinnati on Nov. 17, and made a key fumble recovery on special teams at New Orleans on Nov. 24, and two plays later WR Dennis Northcutt ran 36 yards for a TD... Added 1 special teams tackle at Jacksonville on Dec. 8, and 3 special teams tackles vs. Indianapolis on Dec. 15... Recorded 1 special teams tackle at Baltimore on Dec. 22, and vs. Atlanta on Dec. 29...In the AFC Wild Card Game at Pittsburgh on Jan. 5, 2003, played on special teams.

COLLEGE: A redshirt senior who returned to action in 2001 after suffering a knee injury in the 2000 season opener...The co-recipient of the defensive unit's Most Inspirational Player award in the spring of 2001, he started 23 of the 35 games he played in for the Gators...Finished with 232 tackles, 154 solos, 5 sacks for 39 yards, 24 TFL, 4 forced fumbles, 2 interceptions, 2 TDs and 3 recovered fumbles...In 2001 as a redshirt senior, named *Associated Press* and *Football News* All-Southeastern Conference first team selection...Semifinalist for the Butkus Award, given to the nation's top linebacker...Added second team All-America honors from *The Sporting News*... Started every game at MLB, leading the team with 107 tackles, 68 solos, 2 sacks for 14 yards, 10 TFL, 2 recovered fumbles, 1 forced fumble and 1 interception...In 2000, entered the season as the squad's most experienced inside linebacker, but suffered a knee injury in the season opener and missed the rest of the season...As a junior in 1999, was a starter at MLB and also saw duty on special teams...Played in all 12 games, with 11 starts and recorded 109 tackles, 74 solos, with 3 sacks for 25 yards, 12 TFL, 4 QB pressures, 6 PBU and 2 forced fumbles...As a sophomore in 1998, saw action in 11 games with 11 tackles, 8 solos, 2 TFL and added 9 special teams tackles...As a freshman in 1997, redshirted and worked with the scout team as a linebacker.

PERSONAL: An outstanding linebacker and fullback for Suwanee (Fla.) High School, who garnered All-America recognition as a linebacker...Received *Super Prep* All-America honors and was ranked among the nation's top 15 linebackers...Ranked among the top 12 players overall in the state of Florida by *Super Prep* and among the Top 10 linebackers in the SEC region by *Prep Star*...Three-year starter and named second team all-state (4A) in 1995 and first team in 1996...Due to injury, he played in just seven games in 1996, but registered 105 total tackles with 7 sacks and rushed for 751 yards as a fullback with 4 TDs...Was team captain for both his football and basketball teams...Recreation program delivery major at Florida...Son of Vernon Keith Davis and Kaifa Virginia Owens...Born Andra (pronounced on-DRAY) Raynard Davis on Dec. 23, 1978, in Live Oak, Fla...Davis and his wife, Monique, have three daughters, Alisha (12-1-00), Amber (9-8-03) and Andrea (1-28-07)...Donates his time to various Cleveland area charitable causes including the Cleveland Clinic, Rainbow Babies and Children's Hospital, and the Make-A-Wish Foundation, and also assisted donating turkeys to Cleveland area residents during the holidays and supported the holiday kickoff campaign for Toys For Tots.

DAVIS' SINGLE-GAME CAREER HIGHS

TACKLES: 20 at Green Bay 9/18/05

SACKS: 4 at Kansas City 11/9/03

FORCED FUMBLES: 1 at Kansas City 11/9/03; at Pittsburgh 12/7/06; at Cincinnati 12/23/07

RECOVERED FUMBLE: 1 vs. Washington 10/3/04

INTERCEPTIONS: 1, 7 times: latest vs. Denver 10/22/06

PBU: 2 vs. Miami 11/20/05



DAVIS' CAREER DEFENSIVE STATISTICS

YEAR	TEAM	GP	GS	TACKLES					QB PRE	INTERCEPTIONS					FUMBLES			SP T	
				TOT	SOLO	ASST	TFL	SK		YDS	NO	YDS	LG	TD	PD	FF	FR		YDS
2002	Cleveland	16	0	4	3	1	0	0.0	0.0	0	1	0	0	0	0	0	0	0	16
2003	Cleveland	16	16	170	116	54	2	5.0	28.0	4	0	0	0	0	5	1	0	0	1
2004	Cleveland	11	11	89	57	32	0	0.5	3.0	0	3	35	30	0	3	0	1	0	1
2005	Cleveland	16	16	199	111	88	8	2.0	22.0	11	1	14	14	0	5	0	0	0	0
2006	Cleveland	14	14	133	71	58	4	1.0	7.0	2	2	19	0	0	3	1	0	0	0
2007	Cleveland	16	10	104	56	39	9	0.0	0.0	4	0	0	0	0	4	1	0	0	0
NFL	TOTALS	89	67	699	414	272	23	8.5	60.0	21	7	68	30	0	20	3	1	0	18

DAVIS' CAREER POSTSEASON DEFENSIVE STATISTICS

YEAR	TEAM	GP	GS	TACKLES					QB PRE	INTERCEPTIONS					FUMBLES			SP T	
				TOT	SOLO	ASST	TFL	SK		YDS	NO	YDS	LG	TD	PD	FF	FR		YDS
2002	Cleveland	1	0	0	0	0	0	0.0	0.0	0	0	0	0	0	0	0	0	0	0
NFL	TOTALS	1	0	0	0	0	0	0.0	0.0	0	0	0	0	0	0	0	0	0	0

DAVIS' 2007 GAME-BY-GAME DEFENSIVE STATISTICS

DATE	OPP	TACKLES			SACKS		INT'S		FUMBLES		TFL
		TOTAL	SOLO	ASST	NO/YDS	NO/YDS	PBU	REC/FOR	TFL		
9/9	Pitt.	12	9	2	0/0	0/0	0	0/0	1		
9/16	Cin.	5	2	3	0/0	0/0	0	0/0	0		
9/23	@ Oak.	8	4	4	0/0	0/0	0	0/0	0		
9/30	Balt.	9	3	6	0/0	0/0	1	0/0	0		
10/7	@ NE	4	3	1	0/0	0/0	0	0/0	0		
10/14	Mia.	2	1	0	0/0	0/0	0	0/0	1		
10/28	@ St. L.	7	3	4	0/0	0/0	0	0/0	0		
11/4	Sea.	8	3	3	0/0	0/0	0	0/0	2		
11/11	@ Pitt.	8	4	4	0/0	0/0	0	0/0	0		
11/18	@ Balt.	7	5	2	0/0	0/0	0	0/0	0		
11/25	Hou.	6	2	4	0/0	0/0	1	0/0	0		
12/2	@ Ari.	8	6	2	0/0	0/0	0	0/0	0		
12/9	@ NYJ	5	2	2	0/0	0/0	0	0/0	1		
12/16	Buff.	7	2	1	0/0	0/0	1	0/0	4		
12/23	@ Cin.	4	3	1	0/0	0/0	0	0/1	0		
12/30	S.F.	4	4	0	0/0	0/0	1	0/0	0		
TOTALS	16 GM	104	56	39	0/0	0/0	4	0/1	9		

DAVIS' 2006 GAME-BY-GAME DEFENSIVE STATISTICS

DATE	OPP	TACKLES			SACKS		INT'S		FUMBLES		TFL
		TOTAL	SOLO	ASST	NO/YDS	NO/YDS	PBU	REC/FOR	TFL		
9/10	N.O.	14	3	10	0/0	0/0	0	0/0	1		
9/17	@ Cin.	9	2	7	0/0	1/0	1	0/0	0		
9/24	Balt.	8	2	6	0/0	0/0	0	0/0	0		
10/1	@ Oak.	7	4	3	1/7	0/0	0	0/0	0		
10/8	@ Car.	10	5	5	0/0	0/0	1	0/0	0		
10/22	Den.	11	7	4	0/0	1/19	0	0/0	0		
10/29	NYJ	6	3	3	0/0	0/0	0	0/0	0		
11/5	@ S.D.	2	1	1	0/0	0/0	0	0/0	0		
11/12	@ Atl.	11	10	1	0/0	0/0	0	0/0	0		
11/19	Pitt.	10	6	3	0/0	0/0	0	0/0	1		
11/26	Cin.	14	8	6	0/0	0/0	0	0/0	0		
12/3	K.C.	15	11	3	0/0	0/0	0	0/0	1		
12/7	@ Pitt.	10	7	3	0/0	0/0	0	0/0	0		
12/17	@ Balt.	6	2	3	0/0	0/0	1	0/0	1		
12/24	T.B.	Inactive (concussion)									
12/31	@ Hou.	Inactive (concussion)									
TOTALS	14 GM	133	71	58	1/7	2/19	3	0/0	4		



ANDRA DAVIS CONTINUED...

DAVIS' 2005 GAME-BY-GAME DEFENSIVE STATISTICS

DATE	OPP	TACKLES			SACKS		INT'S	FUMBLES		TFL
		TOTAL	SOLO	ASST	NO/YDS	NO/YDS	PBU	REC/FOR		
9/11	Cin.	16	6	9	0/0	0/0	0	0/0	1	
9/18	@ G.B.	20	11	9	0/0	0/0	1	0/0	0	
9/25	@ Ind.	12	7	5	0/0	0/0	0	0/0	0	
10/9	Chi.	14	7	7	0/0	0/0	0	0/0	0	
10/16	@ Balt.	16	9	6	0/0	0/0	1	0/0	1	
10/23	Det.	13	6	7	0/0	0/0	0	0/0	0	
10/30	@ Hou.	11	8	3	1/12	0/0	0	0/0	0	
11/6	Tenn.	10	5	4	1/10	0/0	0	0/0	1	
11/13	@ Pitt.	9	2	6	0/0	0/0	0	0/0	1	
11/20	Mia.	14	6	6	0/0	0/0	2	0/0	2	
11/27	@ Minn.	13	8	5	0/0	0/0	0	0/0	0	
12/4	Jack.	11	6	4	0/0	0/0	0	0/0	1	
12/11	@ Cin.	10	4	6	0/0	1/14	0	0/0	0	
12/18	@ Oak.	8	6	2	0/0	0/0	0	0/0	0	
12/24	Pitt.	8	7	1	0/0	0/0	0	0/0	0	
1/1	Balt.	14	5	8	0/0	0/0	1	0/0	1	
TOTALS	16 GM	199	103	88	2/22	1/14	5	0/0	8	

DAVIS' 2004 GAME-BY-GAME DEFENSIVE STATISTICS

DATE	OPP	TACKLES			SACKS		INT'S	FUMBLES		TFL
		TOTAL	SOLO	ASST	NO/YDS	NO/YDS	PBU	REC/FOR		
9/12	Balt.	7	3	4	0/0	1/2	1	0/0	0	
9/19	@ Dal.	8	3	5	0/0	0/0	0	0/0	0	
9/26	@ NYG	11	6	5	0/0	0/0	0	0/0	0	
10/3	Wash.	5	5	0	0/0	0/0	0	1/0	0	
10/10	@ Pitt.	9	7	2	0/0	0/0	0	0/0	0	
10/17	Cin.	7	3	4	0/0	0/0	1	0/0	0	
10/24	Phil.	8	7	1	0/0	1/3	1	0/0	0	
11/7	@ Balt.	9	5	4	0/0	0/0	0	0/0	0	
11/14	Pitt.	11	9	2	0/0	0/0	0	0/0	0	
11/21	N.Y.J	11	7	4	0.5/3	0/0	0	0/0	0	
11/28	@ Cin.	3	2	1	0/0	1/30	0	0/0	0	
12/5	N.E.	Injured Reserve (knee)								
12/12	@ Buff.	Injured Reserve (knee)								
12/19	S.D.	Injured Reserve (knee)								
12/26	@ Mia.	Injured Reserve (knee)								
1/2	@ Hou.	Injured Reserve (knee)								
TOTALS	11 GM	89	57	32	0.5/3	3/35	3	1/0	0	

DAVIS' 2003 GAME-BY-GAME DEFENSIVE STATISTICS

DATE	OPP	TACKLES			SACKS		INT'S	FUMBLES		TFL
		TOTAL	SOLO	ASST	NO/YDS	NO/YDS	PBU	REC/FOR		
9/7	Ind.	13	10	3	0/0	0/0	0	0/0	0	
9/14	@ Balt.	15	10	5	0/0	0/0	0	0/0	0	
9/21	@ S.F.	12	10	2	0/0	0/0	0	0/0	0	
9/28	Cin.	8	7	1	0/0	0/0	0	0/0	0	
10/5	@ Pitt.	7	5	2	0/0	0/0	1	0/0	0	
10/12	Oak.	8	5	3	0/0	0/0	0	0/0	0	
10/19	S.D.	7	5	2	0/0	0/0	0	0/0	0	
10/26	@ N.E.	11	8	3	0/0	0/0	0	0/0	0	
11/9	@ K.C.	14	10	4	4/20	0/0	1	0/1	0	
11/16	Ariz.	8	5	3	0/0	0/0	0	0/0	0	
11/23	Pitt.	9	6	2	0/0	0/0	0	0/0	1	
11/30	@ Sea.	15	9	6	1/8	0/0	1	0/0	0	
12/8	St. L.	7	5	2	0/0	0/0	0	0/0	0	
12/14	@ Den.	16	9	7	0/0	0/0	0	0/0	0	
12/21	Balt.	9	4	5	0/0	0/0	1	0/0	0	
12/28	@ Cin.	11	6	4	0/0	0/0	1	0/0	1	
TOTALS	16 GM	170	114	54	5/28	0/0	5	0/1	2	





K PHIL DAWSON 4

HEIGHT: 5-11
WEIGHT: 200
COLLEGE: TEXAS
BIRTHDATE: JAN. 23, 1975

HOW ACQUIRED: FA - '99
YEAR WITH BROWNS: 10TH
YEAR IN NFL: 10TH
CONTRACT: SIGNED THRU 2010

GAMES PLAYED/STARTED: 1998 (0/0); 1999 (15/0); 2000 (16/0); 2001 (16/0); 2002 (16/0, 1/0); 2003 (13/0); 2004 (16/0); 2005 (16/0); 2006 (16/0); 2007 (16/0).
CAREER GAMES: 140 GAMES, 0 STARTS.
POSTSEASON GAMES: 1 GAME, 0 STARTS.

CAREER TRANSACTIONS: Signed by Oakland as free agent on April 24, 1998...Claimed by New England off waivers on April 21, 1998...Signed by New England to practice squad on Aug. 31, 1998...Signed by Cleveland as a free agent on March 25, 1999...Signed by Cleveland to a four-year contract on April 26, 2002...Signed by Cleveland to a five-year contract extension on July 15, 2005.

CAREER HIGHLIGHTS: Ranks as the franchise leader in FG percentage with 82.7% (182-220) and ranks fourth all-time in NFL history in accuracy...In 2007 set a career-high 120 points and t-2nd best in team history (120, Bobby Mitchell, 1968; 126, Jim Brown, 1965)...Ranks third in franchise history with 789 career points (Lou Groza, 1,349; Don Cockroft, 1,080)...Became the first player in franchise history to post four seasons of 100+ points...Set a franchise record and personal high with 6 FG for 19 points at San Diego on Nov. 5, 2006...Set a career-high with 27 FG in 2005, which ranks second in franchise history (Matt Stover, 29 FG, 1995)...Nailed a 37-yard FG as time expired for a 9-7 win at Oakland on Dec. 18, 2005, and was named *AFC Special Teams Player of the Week*...Established a franchise record 27 consecutive FG made from 2003 to 2004...Made a career-long 52-yard field goal vs. Cincinnati on Sept. 15, 2002, and matched with a 52-yarder vs. Oakland on Oct. 12, 2003...Scored the Browns first rushing TD in Cleveland Browns Stadium on a 4-yard fake field goal attempt vs. Cincinnati on Oct. 10, 1999...Connected on his first NFL field goal attempt from 41 yards at Tennessee on Sept. 26, 1999.

GAME WINNING FGS (10)

- 33 yards in OT for a 33-30 win at Baltimore on Nov. 18, 2007.
- 25 yards in OT and 33-30 win vs. Seattle on Nov. 4, 2007.
- 33 yards in OT for a 31-28 win vs. Kansas City on Dec. 3, 2006.
- 37 yards as time expired for a 9-7 win at Oakland on Dec. 18, 2005.
- 33 yards in OT for a 31-28 win at Tennessee on Sept. 22, 2002.
- 35 yards with 3:30 left in the 4th quarter in a 24-21 win at N.Y. Jets on Oct. 27, 2002.
- 30 yards with 5:18 left in the 4th quarter in a 23-14 win at Jacksonville on Sept. 30, 2001 (a Browns INT returned for a TD followed).
- 44 yards with 55 seconds left in the 4th quarter for a 41-38 win at Tennessee on Dec. 30, 2001.
- 19 yards with 2:45 left in the 4th quarter in a 23-20 win vs. Pittsburgh on Sept. 17, 2000.
- 39 yards as time expired for a 16-15 win at Pittsburgh on Nov. 14, 1999.

SEASONAL REVIEWS

2007: Set a career-high with 120 points on 26-30 FG and 42-43 PAT...His 120 points ranked t-2nd in team history (120, Bobby Mitchell, 1968; 126, Jim Brown, 1965) and are the most by a Browns kicker...Became the first player in franchise history to post four seasons of 100+ points...Had two game winning OT kicks with a 25-yarder vs. Seattle on Nov. 4, and a 33-yarder at Baltimore on Nov. 18...His 26 FG were the second most in his career, while his 30 FG attempts, 42 PAT and 43 PAT attempts were all career-highs...Had a season-high 4 FG at Baltimore on Nov. 18, including the game-tying 51-yarder that bounced off the left upright and fell behind the cross bar to force overtime and the game-winning 33-yarder in OT...Had a memorable 35 and 49 yard field goal in an 8-0 win vs. Buffalo on Dec. 16, under blizzard-like conditions with wind gusts up to 40 mph and over two inches of snow accumulation...**Game 1 vs. Pittsburgh 9/9:** Converted 1-1 PAT for 1 point...**Game 2 vs. Cincinnati 9/16:** Converted 3-3 FG and 6-6 PAT for 15 points...Moved into fourth place on the Browns all-time scoring list with 685 career points, surpassing K Matt Bahr (677 points)...His 6 PAT matched a career-high...In the 1st quarter, capped a 7-play, 15-yard (2:59) drive with a 39-yard FG to cut the Bengals lead to 7-3...Also in the 1st quarter, nailed a 39-yard FG

FUN FACTS

- Ranks fourth all time in NFL history in field goal accuracy.
- Has ten game-winning kicks, including four in overtime and two as time expired, in his nine seasons with the Browns.
- Named the 2007 Dino Lucarelli 'Good Guy' Award winner by the local PFWA chapter, the 2006 Ed Block Courage Award winner and also recognized by the Cleveland Touchdown Club as the 2006 winner of the Doug Dieken Humanitarian Award winner for his charitable and community efforts.
- Is the longest active tenured member of the Browns.
- Scored the first regular season rushing TD for the Browns at Cleveland Browns Stadium with a 4-yard TD run on a fake field goal attempt vs. Cincinnati on Oct. 10, 1999.
- Phil's wife, Shannon, is an accomplished singer who has sung the National Anthem prior to Browns home games, toured with Wayne Newton from 1992-94 and sang at George W. Bush's Inauguration after being elected Governor of Texas (1994).



PHIL DAWSON CONTINUED...

to cut the Bengals lead to 7-6...In the 4th quarter, capped a 6-play, 69-yard (2:45) drive with a 18-yard FG to open a 51-38 lead...**Game 3 at Oakland 9/23:** Converted 1-2 FG and 3-3 PAT for 6 points...Had a 40-yard FG attempt blocked as time expired in the 4th quarter...In the 2nd quarter, converted a 23-yard FG to cut the Oakland deficit, 16-10...Also handled kickoffs as 3 of 5 kickoffs were 70 yards or more, including 1 TB...**Game 4 vs. Baltimore 9/30:** Converted 2-2 FG and 3-3 PAT for 9 points...In the 2nd quarter, capped an 8-play, 49-yard (3:28) drive with a 41-yard FG to open a 17-3 lead...In the 3rd quarter, capped a 9-play, 66-yard (4:37) drive with a 20-yard FG to open a 27-6 lead...Also handled kickoffs with 3-of-6 kickoffs 70 yards or more and 2 TB...**Game 5 at New England 10/7:** Converted 1-1 FG and 2-2 PAT for 5 points...In the 3rd quarter, capped an 8-play, 56-yard (3:28) drive with a 42-yard FG to cut the lead to 20-3...Also handled kickoffs with 1-of-4 kickoffs 70 yards or more...**Game 6 vs. Miami 10/14:** Converted 2-2 FG and 5-5 PAT for 11 points...In the 2nd quarter, capped a 9-play, 36-yard (5:10) drive with a 40-yard FG to open a 17-3 lead...Also just before the half, capped a 7-play, 70-yard (1:03) drive with a 20-yard FG to open a 27-10 lead...Also handled kickoffs with 2-of-7 kickoffs 70 yards or more...**Game 7 at St. Louis 10/28:** Converted 2-2 FG and 3-3 PAT for 9 points...In the 1st quarter, capped a 7-play, 45-yard (2:28) drive with a 35-yard FG to cut the deficit, 14-3...In the 4th quarter, capped a 12-play, 45-yard (7:51) drive with a season-long 45-yard FG to open a 27-20 lead...Handled kickoffs with 2-of-6 kickoffs 70 yards or more...**Game 8 vs. Seattle 11/4:** Converted 2-2 FG and 1-2 PAT for 7 points, including the game-winning 25-yard FG for a 33-30 victory...The 25-yard FG at 9:19 of the overtime session was his ninth career game-winning kick...In the 2nd quarter, snapped a string of 55 consecutive PAT made by missing a PAT wide left...In the 2nd quarter, converted a 19-yard FG to cut the deficit, 21-9...Also handled kickoff duties with 1-of-7 kickoffs 70 yards or more...**Game 9 at Pittsburgh 11/11:** Converted 4-4 PAT and 0-1 FG attempt for 4 points...With 10 seconds remaining in the 4th quarter, attempted a career-long 52-yard FG attempt, which fell short, in an attempt to tie the game...**Game 10 at Baltimore 11/18:** Converted 4-5 FG attempts and 3-3 PAT for 15 points, including a 51-yard game-tying kick at the end of regulation and a 33-yard game-winner for a thrilling 33-30 overtime victory...The game-winning kick was the 10th of his career...In the 1st quarter, converted a 28-yard FG to open a 3-0 lead...In the 2nd quarter, connected on a 39-yard FG to open a 13-7 halftime lead...Trailing 30-27 with :03 left in regulation, converted a 51-yard game-tying field goal to send the game to overtime...Capped a 9-play, 43-yard (5:50) drive with a 33-yard game-winning field goal for a 33-30 (OT) victory...Also handled kickoffs with 1-of-6 kickoffs 70 yards or more...**Game 11 vs. Houston 11/25:** Converted 2-2 FG and 3-3 PAT for 9 points...With 9 points moved into third place in franchise history in all-time scoring with 760 total points, surpassing Jim Brown (756)...In the 3rd quarter, capped a 10-play, 64-yard (5:31) drive with a 25-yard FG to open a 17-10 lead...In the 4th quarter, capped a 6-play, 25-yard (2:51) drive with a 27-yard FG to open a 20-10 lead...Handled kickoffs with 1-of-6 kickoffs 70 yards or more...**Game 12 at Arizona 12/2:** Converted 2-2 FG and 1-1 PAT for 7 points...In the 1st quarter, capped an 8-play, 64-yard (3:18) drive with a 37-yard FG to cut the deficit, 14-3...In the 4th quarter, capped a 6-play, 49-yard (2:59) drive with a 22-yard FG to cut the deficit, 24-21...Also handled kickoffs with 1-5 kickoffs 70 yards or more...**Game 13 at N.Y. Jets 12/9:** Converted 1-1 FG and 3-3 PAT for 6 points...Established a career-high 104 points and topped the 100-point mark for the fourth time in his career...In the 4th quarter, nailed a 49-yard field goal to cap a 10-play, 36-yard (4:51) drive to open a 17-6 lead...**Game 14 vs. Buffalo 12/16:** Converted 2-2 FG for 6 points in an 8-0 win under blizzard-like conditions with wind gusts up to 40 mph and over two inches of snow accumulation...In the 1st quarter, capped a 9-play, 41-yard (4:15) drive with a 35-yard FG to open a 3-0 lead...In the 2nd quarter, capped a 10-play, 62-yard (2:44) drive and nailed a 49-yard FG to open an 8-0 lead...**Game 15 at Cincinnati 12/23:** Converted 2-2 PAT for 2 points...**Game 16 vs. San Francisco 12/30:** Converted 2-3 FG and 2-2 PAT for 8 points...In the 2nd quarter, capped an 11-play, 57-yard (2:16) drive with a 23-yard FG to open a 17-7 lead...In the 3rd quarter, had a 25-yard field goal blocked...In the 4th quarter, added a 49-yard FG to open a 20-7 lead...Also handled kickoffs with 1-of-5 kickoffs 70 yards or more.

2006: Connected on 21-29 FG and 25-25 PAT for 88 points...Set a franchise record and personal high with 6 FG for 19 points at San Diego on Nov. 5...Had a season-high 51-yard FG at Baltimore on Dec. 17...Made the game-winning 33-yard FG in overtime in a 31-28 win vs. Kansas City on Dec. 3...In the opener vs. New Orleans on Sept. 10, converted 2-2 PAT for 2 points...Converted 1-1 FG and 2-2 PAT for 5 points at Cincinnati on Sept. 17, and added 2-2 PAT for 2 points vs. Baltimore on Sept. 24...Connected 1-2 FG and 3-3 PAT for 6 points at Oakland on Oct. 1, and converted 4-4 FG for 12 points at Carolina on Oct. 8...Added 1-1 PAT for 1 point vs. Denver on Oct. 22, and converted 2-3 FG and 2-2 PAT for 8 points vs. N.Y. Jets on Oct. 29...Established a franchise record and career-high 6 FG as he converted 6-6 FG and 1-1 PAT for a career-high 19 points at San Diego on Nov. 5...Converted 1-1 FG and 2-2 PAT for 5 points and added 1 special teams tackle at Atlanta on Nov. 12...Converted 2-3 FG and 2-2 PAT for 8 points and 1 special teams tackle vs. Pittsburgh on Nov. 19...Missed on a 48-yard attempt vs. Cincinnati on Nov. 26...Converted the game-winning 33-yard FG in OT for a 31-28 win vs. Kansas City on Dec. 3...Added 1-1 PAT and was 0-1 FG for 1 point at Pittsburgh on Dec. 7...Converted 1-2 FG and 2-2 PAT for 5 points at Baltimore on Dec. 17, and was 1-1 PAT for 1 point vs. Tampa Bay on Dec. 24, and had a 31-yard FG attempt blocked...In the regular season finale at Houston on Dec. 31, converted 2-3 FG for 6 points.

2005: Finished the season with 100 points for the third time in his career on 27-29 FG and 19-21 PAT...Set a new career-high with 27 FG, the highest since Matt Stover's 29 in 1995...Voted *AFC Special Teams Player of the Week* after hitting three field goals in a 9-7 win, including the game-winner at Oakland on Dec. 18...Appeared in all 16 games and finished with two 10-point games at Houston on Oct. 30, and vs. Miami on Nov. 20...Converted 2-2 FG and 1-1 PAT for 7 points vs. Cincinnati on Sept. 11...Converted 2-2 FG and 2-3 PAT for 8 points at Green Bay on Sept. 18...Converted 2-2 FG for 6 points at Indianapolis on Sept. 25, and in the 4th quarter, added a 22-yard FG as



PHIL DAWSON CONTINUED...

he topped the 500 point plateau in his NFL career (502 career points)...Converted 2-2 FG and 2-2 PAT for 8 points vs. Chicago on Oct. 9...Converted 1-1 FG for 3 points at Baltimore on Oct. 16...Converted 1-1 FG and 1-1 PAT for 4 points vs. Detroit on Oct. 23...Converted 3-3 FG and 1-1 PAT for 10 points at Houston on Oct. 30...Converted 2-3 FG and 2-2 PAT for 8 points vs. Tennessee on Nov. 6, and played in his 100th career game...Converted 3-3 PAT for 3 points at Pittsburgh on Nov. 13...Converted 3-3 FG and 1-2 PAT for 10 points vs. Miami on Nov. 20...Converted 2-2 FG for 6 points at Minnesota on Nov. 27...Converted 2-2 PAT and 0-1 FG for 2 points vs. Jacksonville on Dec. 4...Converted 2-2 FG and 2-2 PAT for 8 points at Cincinnati on Dec. 11...Converted 3-3 FG including the game-winning 37-yard FG as time expired in a 9-7 win at Oakland on Dec. 18...Was named *AFC Special Teams Player of the Week*...The winning kick was his seventh game-winning kick with the Browns and the third winning kick as time expired...Converted 2-2 FG and 2-2 PAT for 8 points in the season finale vs. Baltimore on Jan. 1, 2006.

2004: Recorded 100 points on 24-29 FG and 28-28 PAT as he led the Browns in scoring...Appeared in all 16 games and established a franchise record 27 consecutive FG made (vs. San Diego 10/19/03 to vs. N.Y. Jets 11/21/04)...Had a season-high 5 FG and 16 points at Houston on Jan. 2...Converted 2-2 FG and 2-2 PAT for 8 points vs. Baltimore on Sept. 12...Split the uprights on all 4 FG attempts for 12 points at Dallas on Sept. 19...Added 1 FG and 1 PAT at N.Y. Giants on Sept. 26...Had 2 FG and 1 PAT vs. Washington on Oct. 3...Converted 3-3 FG and 2-2 PAT for 11 points at Pittsburgh on Oct. 10...Converted 2-2 FG and 4-4 PAT for 10 points vs. Cincinnati on Oct. 17...Established a franchise record with his 24th consecutive FG with a 38-yard FG in the 2nd quarter against Philadelphia on Oct. 24, and finished with 4-4 PAT and 1 FG...Added 2-2 FG and 1 PAT at Baltimore on Nov. 7...Had 1 FG and 1 PAT at Pittsburgh on Nov. 14...Converted 1-1 PAT and 0-2 FG to end his streak of 27 consecutive FGs at N.Y. Jets on Nov. 21...Converted 2-2 FGs and 6-6 PAT for 12 points at Cincinnati on Nov. 28, as his 6 PATs marked a career-high...Added 1 PAT vs. New England on Dec. 5, 1 PAT and missed a FG at Buffalo on Dec. 12...Added 1 PAT and missed a FG at Miami on Dec. 26...Had a season-high 16 points on 5-5 FG and 1-1 PAT at Houston on Jan. 2.

2003: Appeared in 13 games and led the club with 74 points...Converted 18-21 FG, including a long of 52 yards, and 20-21 PAT for 74 points...Connected on both 50-yard attempts and matched a career-high 52-yard FG vs. Oakland on Oct. 12, and a 50-yard FG at Kansas City on Nov. 9...Had a season-high 14 points with 3-3 FG and 5-5 PAT vs. Arizona on Nov. 16...Missed the final three games of the season after being placed on Injured Reserve with a fractured left arm...In the season opener was 2-2 FG for 6 points vs. Indianapolis on Sept. 7...Added 2-2 FG and 1 PAT for 7 points at Baltimore on Sept. 14, and added 1 PAT at San Francisco on Sept. 21...Had 2-2 PAT vs. Cincinnati on Sept. 28, and converted 2-2 FG and 3-4 PAT for 9 points at Pittsburgh on Oct. 5...Converted 2-2 FG, including a career-high 52-yarder and 1 PAT for 7 points vs. Oakland on Oct. 12, and also ran a fake FG for 14 yards and a 1st down in the 3rd quarter...Added 2-3 FG and 2-2 PAT for 8 points vs. San Diego on Oct. 19, and added 1 FG at New England on Oct. 26...Converted 2-2 FG, including a 50-yarder and 2-2 PAT for 8 points at Kansas City on Nov. 9...Added 3-3 FG and 5-5 PAT for 14 points vs. Arizona on Nov. 16, and added 2-2 FG for 6 points vs. Pittsburgh on Nov. 23...Recorded 1 PAT at Seattle on Nov. 30, and converted 2-2 PAT vs. St. Louis on Dec. 8, and left the game in the first half with an arm injury...Placed on Injured Reserve with a fractured left arm on Dec. 9.

2002: In his fourth season with the Browns established a career-high 100 points by converting 22-28 field goals (78.6%) and 34-35 PAT...Made a career-long 52-yard FG vs. Cincinnati on Sept. 15, and also added a 50-yard FG at Tampa Bay on Oct. 13...Had the second longest consecutive FG streak in franchise history with 21 (10/7/01 to 9/22/02)...Nailed a 33-yard FG in overtime to lift the Browns to a 31-28 win at Tennessee on Sept. 22...Had a season-high 15 points vs. Kansas City on Sept. 8, in the opener with 3-3 PAT and season-high 4 FGs...Successful outside kicks at Tennessee on Sept. 22, with a 4th quarter kick which led to a Browns TD and sent the game to overtime, and vs. Baltimore on Oct. 6, recovered his own kick in the 4th quarter...Connected on a game-winning 35-yard FG in the 4th quarter at N.Y. Jets on Oct. 27, with 3:30 remaining to give the Browns a 24-21 win...Added 2 FG and 3 PAT for 9 points in the AFC Wild Card Game at Pittsburgh on Jan. 5.

2001: Had a breakout year by converting 22-25 FG (88.0%) and 29-30 PAT for 95 points...His 15 consecutive field goals to finish the year was the longest current streak in the NFL at the conclusion of the regular season...Also connected on 19 of his last 20 FG...His 88.0% mark ranked second in the NFL...Named *AFC Special Teams Player of the Week* at Jacksonville on Sept. 30, with 3 FG and 2 PAT for 11 points...Connected on all 4 FG vs. Cincinnati on Nov. 25, for a season-high 12 points...Had his PAT streak of 51 consecutive PAT made come to an end vs. the Bengals with a missed PAT in the 2nd quarter, snapping a streak dating back to Nov. 7, 1999, vs. Baltimore...Connected on a 44-yard field goal with 55 seconds remaining in the 4th quarter to give the Browns a 41-38 win at Tennessee on Dec. 30, and finished the day with 2 FG and 5 PAT for 11 points.

2000: In his second season with the Browns, connected on 14-of-17 FG and finished with 59 points (17 PAT and 14 FG)...Was perfect from inside the 39-yard line by converting all 12 FG...Also connected on 17-of-17 PAT...Finished the year in fine style by converting on his final 8 consecutive FG attempts...Had a season-long 45-yard FG at Denver on Oct. 15...Established a season-high 13 points vs. New England on Nov. 12, in a 19-11 win over the Patriots by connecting on 4 FG (39, 43, 35, 35) and 1 PAT...Also had 11 points vs. Pittsburgh in the Browns' 23-20 win over the Steelers as he converted 2 PAT and FG attempts of 23, 28 and 29 yards, including the final 2 FG in the 4th quarter.

1999: Earned the place kicking job in training camp, fending off competition from Chris Boniol and Danny Kight...Totaled 53 points during the 1999 season by converting 23-of-24 PAT and 8-of-12 FG...Had a season-high 49-yard FG at Baltimore on Sept. 26...Appeared in his first NFL game at Tennessee on Sept. 19, and scored the first points



PHIL DAWSON CONTINUED...

in the Browns' inaugural season by converting his first NFL field goal attempt on a 41-yard field goal in the 2nd quarter...Scored the Browns' first rushing TD of the season and in Cleveland Browns Stadium on a 4-yard TD run on a fake field goal attempt vs. Cincinnati on Oct. 10, and also added a 33-yard FG and 2 PAT for 11 points... Converted a 39-yard field goal as time expired to provide the Browns a 16-15 win at Pittsburgh on Nov. 14.

1998: Originally signed by Oakland as an undrafted rookie free agent...Waived by Oakland and claimed via waivers by New England on Aug. 21...Spent the entire season on the Patriots practice squad.

COLLEGE: Four-year letterman at Texas...Earned first-team All-America, All-Big 12 honors following senior season in 1997...Team captain his senior year...Was 9-of-15 from 50+yards over collegiate career, including career-long 53-yarder against Texas Tech as a junior...In 1996 as a junior, first team All-America for *Pro Football Weekly*, All-Big 12 after leading conference and finishing in the top 10 in the nation with 1.6 field goals per game...Posted 108 points in 12 games...Hit 19-of-24 field goals...Led the team in scoring in 1995...Earned honorable mention All-America honors as a sophomore...Made four field goals of 50 or more yards, including a 52-yarder in the Sugar Bowl...Named *Dallas Morning News*' SWC Offensive Player of the Week following a 50-yard field goal that beat Virginia...Tied Texas record for consecutive PAT made with 54...Scored 80 points as a redshirt freshman in 1994...SWC's top kicker and the nation's top freshman kick scorer...Redshirted in 1993...Also named Academic All-Southwest Conference in 1994-95 and All-Academic Big 12 in 1996-97.

PERSONAL: Born in West Palm Beach, Fla....Attended Lake Highlands High School in Dallas, Texas...Earned a B.A. in political science...Ranked top place kicker in Texas as a senior...Named to the University of Texas All-Century Team...All-America and Southwest Region Offensive Player-of-the-Year by SuperPrep...Hit 18-of-24 field goals as a senior...Also started at tackle...Makes his year-round home in Westlake, Ohio, with his wife, Shannon, and sons, Dru (4/13/01) and Beau (4/28/03), and daughter Sophiann (6/23/06)...Very involved in Cleveland community by dedicating his time visiting children at various hospitals, including the Cleveland Clinic Foundation Children's Hospital, Rainbow Babies and Children's Hospital and University Hospital.

DAWSON'S SINGLE-GAME CAREER HIGHS

SCORING: MOST POINTS SCORED: 19 at San Diego 11/5/06 (6-6 FG/ 1-1 PAT)

FIELD GOALS: NUMBER ATTEMPTED: 6 at San Diego 11/5/06

NUMBER MADE: 6 at San Diego 11/5/06

LONGEST ATTEMPT: 52 vs. Cincinnati 9/15/02; at Tennessee 9/22/02; vs. Oakland 10/12/03; at Pittsburgh 11/11/07

LONGEST MADE: 52 vs. Cincinnati 9/15/02; at Tennessee 9/22/02; vs. Oakland 10/12/03

LONGEST FG MADE STREAK: 27 (vs. San Diego 10/19/03 to vs. N.Y. Jets 11/21/04)

PAT: NUMBER ATTEMPTED: 6 at Cincinnati 11/28/04; vs. Cincinnati 9/16/07

NUMBER MADE: 6 at Cincinnati 11/28/04; vs. Cincinnati 9/16/07

CONSECUTIVE PAT MADE: 55 (vs. Miami 11/20/05 to vs. Seattle 11/4/07)

DAWSON'S CAREER SPECIAL TEAMS STATISTICS

YEAR	TEAM	GP	FG	FGA	PCT	LG	BLK	XP	XPA	PCT	BLK	POINTS
1999	Cleveland	15	8	12	66.7%	49	0	23	24	95.8%	1	53
2000	Cleveland	16	14	17	82.4%	45	0	17	17	100.0%	0	59
2001	Cleveland	16	22	25	88.0%	48	1	29	30	96.7%	0	95
2002	Cleveland	16	22	28	78.6%	52	2	34	35	97.1%	0	100
2003	Cleveland	13	18	21	85.7%	52	0	20	21	95.2%	1	74
2004	Cleveland	16	24	29	82.8%	50	0	28	28	100.0%	0	100
2005	Cleveland	16	27	29	93.1%	44	0	19	21	90.5%	2	100
2006	Cleveland	16	21	29	72.4%	51	1	25	25	100.0%	0	88
2007	Cleveland	16	26	30	86.7%	51	2	42	43	97.7%	0	120
NFL	TOTALS	140	182	220	82.7%	52	6	237	244	97.1%	4	789

DAWSON'S FIELD GOALS

YEAR	TEAM	10-19	PCT	20-29	PCT	30-39	PCT	40-49	PCT	50+	PCT
1999	Cleveland	0/0	0.0%	2/2	100.0%	3/5	60.0%	3/5	60.0%	0/0	0.0%
2000	Cleveland	3/3	100.0%	4/4	100.0%	5/5	100.0%	2/5	40.0%	0/0	0.0%
2001	Cleveland	0/0	0.0%	10/10	100.0%	8/9	88.8%	4/6	66.6%	0/0	0.0%
2002	Cleveland	0/0	0.0%	9/10	90.0%	6/8	75.0%	5/7	71.4%	2/3	66.6%
2003	Cleveland	2/2	100.0%	7/7	100.0%	4/5	80.0%	3/5	60.0%	2/2	100.0%
2004	Cleveland	0/0	0.0%	11/11	100.0%	6/8	75.0%	6/9	66.6%	1/1	100.0%
2005	Cleveland	2/2	100.0%	11/11	100.0%	9/11	81.8%	5/5	100.0%	0/0	0.0%
2006	Cleveland	0/0	0.0%	5/6	83.3%	9/10	90.0%	6/12	50.0%	1/1	100.0%
2007	Cleveland	2/2	100.0%	9/10	90.0%	7/8	87.5%	7/8	87.5%	1/2	50.0%
NFL	TOTALS	9/9	100.0%	68/71	95.8%	57/69	82.6%	41/62	66.1%	7/9	77.8%



DAWSON'S CAREER POSTSEASON FIELD GOAL STATISTICS

YEAR	TEAM	GP	FG	FGA	PCT	LG	BLK	XP	XPA	PCT	BLK	POINTS
2002	Cleveland	1	2	2	100.0%	31	0	3	3	100.0%	0	9
NFL	TOTALS	1	2	2	100.0%	31	0	3	3	100.0%	0	9

DAWSON'S 2007 GAME-BY-GAME STATISTICS

DATE	OPP	PTS	PAT	FG	MADE	MISS	10-19	20-29	30-39	40-49	50+
9/9	Pitt.	1	1-1	0-0	-	-	0-0	0-0	0-0	0-0	0-0
9/16	Cin.	15	6-6	3-3	39, 39, 18	-	1-1	0-0	2-2	0-0	0-0
9/23	@ Oak.	6	3-3	1-2	23	40B	0-0	1-1	0-0	0-1	0-0
9/30	Balt.	9	3-3	2-2	41, 20	-	0-0	1-1	0-0	1-1	0-0
10/7	@ NE	5	2-2	1-1	42	-	0-0	0-0	0-0	1-1	0-0
10/14	Mia.	11	5-5	2-2	40, 20	-	0-0	1-1	0-0	1-1	0-0
10/28	@ St.L.	9	3-3	2-2	35, 45	-	0-0	0-0	1-1	1-1	0-0
11/4	Sea.	7	1-2	2-2	19, 25	-	1-1	1-1	0-0	0-0	0-0
11/11	@ Pitt.	4	4-4	0-1	-	52sh	0-0	0-0	0-0	0-0	0-1
11/18	@ Balt.	15	3-3	4-5	28, 39, 51, 33	35wr	0-0	1-1	2-3	0-0	1-1
11/25	Hou.	9	3-3	2-2	25, 27	-	0-0	2-2	0-0	0-0	0-0
12/2	@ Ari.	7	1-1	2-2	37, 22	-	0-0	1-1	1-1	0-0	0-0
12/9	@ NYJ	6	3-3	1-1	49	-	0-0	0-0	0-0	1-1	0-0
12/16	Buff.	6	0-0	2-2	35, 49	-	0-0	0-0	1-1	1-1	0-0
12/23	@ Cin.	2	2-2	0-0	-	-	0-0	0-0	0-0	0-0	0-0
12/30	S.F.	8	2-2	2-3	23, 49	25B	0-0	1-2	0-0	1-1	0-0
TOTALS	16 GM	120	42-43	26-30			2-2	9-10	7-8	7-8	1-2

DAWSON'S 2006 GAME-BY-GAME STATISTICS

DATE	OPP	PTS	PAT	FG	MADE	MISS	10-19	20-29	30-39	40-49	50+
9/10	N.O.	2	2-2	0-0	-	-	0-0	0-0	0-0	0-0	0-0
9/17	@ Cin.	5	2-2	1-1	30	-	0-0	0-0	1-1	0-0	0-0
9/24	Balt.	2	2-2	0-0	-	-	0-0	0-0	0-0	0-0	0-0
10/1	@ Oak.	6	3-3	1-2	28	48	0-0	1-1	0-0	0-1	0-0
10/8	@ Car.	12	0-0	4-4	41, 47, 22, 32	-	0-0	1-1	1-1	2-2	0-0
10/22	Den.	1	1-1	0-0	-	-	0-0	0-0	0-0	0-0	0-0
10/29	NYJ	8	2-2	2-3	47, 21	26	0-0	1-2	0-0	1-1	0-0
11/5	@ S.D.	19	1-1	6-6	37, 20, 42, 30, 36, 35	-	0-0	1-1	4-4	1-1	0-0
11/12	@ Atl.	5	2-2	1-1	43	-	0-0	0-0	0-0	1-1	0-0
11/19	Pitt.	8	2-2	2-3	23, 35	44	0-0	1-1	1-1	0-1	0-0
11/26	Cin.	0	0-0	0-1	-	48	0-0	0-0	0-0	0-1	0-0
12/3	K.C.	7	4-4	1-1	33	-	0-0	0-0	1-1	0-0	0-0
12/7	@ Pitt.	1	1-1	0-1	-	40	0-0	0-0	0-0	0-1	0-0
12/17	@ Balt.	5	2-2	1-2	51	47	0-0	0-0	0-0	0-1	1-1
12/24	T.B.	1	1-1	0-1	-	31B	0-0	0-0	0-1	0-0	0-0
12/31	@ Hou.	6	0-0	2-3	43, 36	48	0-0	0-0	1-1	1-2	0-0
TOTALS	16 GM	88	25-25	21-29			0-0	5-6	9-10	6-12	1-1

DAWSON'S 2005 GAME-BY-GAME STATISTICS

DATE	OPP	PTS	PAT	FG	MADE	MISS	10-19	20-29	30-39	40-49	50+
9/11	Cin.	7	1-1	2-2	29, 34	-	0-0	1-1	1-1	0-0	0-0
9/18	@ G.B.	8	2-3	2-2	21, 39	-	0-0	1-1	1-1	0-0	0-0
9/25	@ Ind.	6	0-0	2-2	40, 22	-	0-0	1-1	0-0	1-1	0-0
10/9	Chi.	8	2-2	2-2	19, 44	-	1-1	0-0	0-0	1-1	0-0
10/16	@ Balt.	3	0-0	1-1	24	-	0-0	1-1	0-0	0-0	0-0
10/23	Det.	4	1-1	1-1	30	-	0-0	0-0	1-1	0-0	0-0
10/30	@ Hou.	10	1-1	3-3	28, 29, 37	-	0-0	2-2	1-1	0-0	0-0
11/6	Tenn.	8	2-2	2-3	37, 19	39	1-1	0-0	1-2	0-0	0-0
11/13	@ Pitt.	3	3-3	0-0	-	-	0-0	0-0	0-0	0-0	0-0
11/20	Mia.	10	1-2	3-3	23, 40, 24	-	0-0	2-2	0-0	1-1	0-0
11/27	@ Minn.	6	0-0	2-2	32, 38	-	0-0	0-0	2-2	0-0	0-0
12/4	Jack.	2	2-2	0-1	-	34	0-0	0-0	0-1	0-0	0-0
12/11	@ Cin.	8	2-2	2-2	41, 29	-	0-0	1-1	0-0	1-1	0-0
12/18	@ Oak.	9	0-0	3-3	24, 37, 44	-	0-0	1-1	1-1	1-1	0-0
12/24	Pitt.	0	0-0	0-0	-	-	0-0	0-0	0-0	0-0	0-0
1/1	Balt.	8	2-2	2-2	21, 39	-	0-0	1-1	1-1	0-0	0-0
TOTALS	16 GM	100	19-21	27-29			2-2	11-11	9-11	5-5	0-0



PHIL DAWSON CONTINUED...

DAWSON'S 2004 GAME-BY-GAME STATISTICS

DATE	OPP	PTS	PAT	FG	MADE	MISS	10-19	20-29	30-39	40-49	50+
9/12	Balt.	8	2-2	2-2	37, 25	-	0-0	1-1	1-1	0-0	0-0
9/19	@ Dal.	12	0-0	4-4	45, 23, 49, 22	-	0-0	2-2	0-0	2-2	0-0
9/26	@ NYG	4	1-1	1-1	49	-	0-0	0-0	0-0	1-1	0-0
10/3	Wash.	5	2-2	1-1	30	-	0-0	0-0	1-1	0-0	0-0
10/10	@ Pitt.	11	2-2	3-3	24, 34, 46	-	0-0	1-1	1-1	1-1	0-0
10/17	Cin.	10	4-4	2-2	23, 33	-	0-0	1-1	1-1	0-0	0-0
10/24	Phil.	7	4-4	1-1	38	-	0-0	0-0	1-1	0-0	0-0
11/7	@ Balt.	7	1-1	2-2	50, 29	-	0-0	1-1	0-0	0-0	1-1
11/14	Pitt.	4	1-1	1-1	31	-	0-0	0-0	1-1	0-0	0-0
11/21	N.Y. Jets	1	1-1	0-2	-	42, 34	0-0	0-0	0-1	0-1	0-0
11/28	@ Cin.	12	6-6	2-2	23, 29	-	0-0	2-2	0-0	0-0	0-0
12/5	N.E.	1	1-1	0-0	-	-	0-0	0-0	0-0	0-0	0-0
12/12	@ Buf.	1	1-1	0-1	-	45	0-0	0-0	0-0	0-1	0-0
12/19	S.D.	0	0-0	0-1	-	39	0-0	0-0	0-1	0-0	0-0
12/26	@ Mia.	1	1-1	0-1	-	43	0-0	0-0	0-0	0-1	0-0
1/2	@ Hou.	16	1-1	5-5	45,22,29,45,22	-	0-0	3-3	0-0	2-2	0-0
TOTALS	16 GM	100	28-28	24-29			0-0	11-11	6-8	6-9	1-1

DAWSON'S 2003 GAME-BY-GAME STATISTICS

DATE	OPP	PTS	PAT	FG	MADE	MISS	10-19	20-29	30-39	40-49	50+
9/7	Ind.	6	0-0	2-2	19, 20	-	1-1	1-1	0-0	0-0	0-0
9/14	@ Balt.	7	1-1	2-2	44, 35	-	0-0	0-0	1-1	1-1	0-0
9/21	@ S.F.	1	1-1	0-1	-	48	0-0	0-0	0-0	0-1	0-0
9/28	Cin.	2	2-2	0-1	-	35	0-0	0-0	0-1	0-0	0-0
10/5	@ Pitt.	9	3-4	2-2	19, 22	-	1-1	1-1	0-0	0-0	0-0
10/12	Oak.	7	1-1	2-2	52, 32	-	0-0	0-0	1-1	0-0	1-1
10/19	S.D.	8	2-2	2-3	46, 42	46	0-0	0-0	0-0	2-3	0-0
10/26	@ N.E.	3	0-0	1-1	29	-	0-0	1-1	0-0	0-0	0-0
11/9	@ K.C.	8	2-2	2-2	50, 22	-	0-0	1-1	0-0	0-0	1-1
11/16	Ariz.	14	5-5	3-3	34, 24, 29	-	0-0	2-2	1-1	0-0	0-0
11/23	Pitt.	6	0-0	2-2	27, 31	-	0-0	1-1	1-1	0-0	0-0
11/30	@ Sea.	1	1-1	0-0	-	-	0-0	0-0	0-0	0-0	0-0
12/8	St. L.	2	2-2	0-0	-	-	0-0	0-0	0-0	0-0	0-0
12/14	@ Den.	Injured Reserve (Arm)									
12/21	Balt.	Injured Reserve (Arm)									
12/28	@ Cin.	Injured Reserve (Arm)									
TOTALS	13 GM	74	20-21	18-21			2-2	7-7	4-5	3-5	2-2

DAWSON'S 2002 GAME-BY-GAME STATISTICS

DATE	OPP	PTS	PAT	FG	MADE	MISS	10-19	20-29	30-39	40-49	50+
9/8	K.C.	15	3-3	4-4	20, 32, 34, 41	-	0-0	1-1	2-2	1-1	0-0
9/15	Cin.	8	2-2	2-2	52, 45	-	0-0	0-0	0-0	1-1	1-1
9/22	@ Ten.	7	4-4	1-2	33	52	0-0	0-0	1-1	0-0	0-0
9/29	@ Pitt.	7	1-1	2-3	28, 28	45	0-0	2-2	0-0	0-1	0-1
10/6	Balt.	1	1-1	0-0	-	-	0-0	0-0	0-0	0-0	0-0
10/13	@ T.B.	3	0-0	1-1	50	-	0-0	0-0	0-0	0-0	1-1
10/20	Hou.	10	4-4	2-2	35, 43	-	0-0	0-0	1-1	1-1	0-0
10/27	@ NYJ	10	1-1	3-3	23, 26, 35	-	0-0	2-2	1-1	0-0	0-0
11/3	Pitt.	2	2-3	0-0	-	-	0-0	0-0	0-0	0-0	0-0
11/17	@ Cin.	9	3-3	2-3	27, 40	24	0-0	1-2	0-0	1-1	0-0
11/24	@ N.O.	6	3-3	1-1	28	-	0-0	1-1	0-0	0-0	0-0
12/1	Car.	6	0-0	2-3	25, 33	30	0-0	1-1	1-2	0-0	0-0
12/8	@ Jack.	3	3-3	0-2	-	42, 36	0-0	0-0	0-1	0-1	0-0
12/15	Ind.	5	2-2	1-1	29	-	0-0	1-1	0-0	0-0	0-0
12/22	@ Balt.	2	2-2	0-0	-	-	0-0	0-0	0-0	0-0	0-0
12/29	Atl.	6	3-3	1-1	40	-	0-0	0-0	0-0	1-1	0-0
TOTALS	16 GM	100	34-35	22-28			0-0	9-10	6-8	5-7	2-3

DAWSON'S 2002 POSTSEASON GAME-BY-GAME STATISTICS

DATE	OPP	PTS	PAT	FG	MADE	MISS	10-19	20-29	30-39	40-49	50+
1/5	@ Pitt.	9	3-3	2-2	24, 31	-	0-0	1-1	1-1	0-0	0-0
TOTALS	1 GM	9	3-3	2-2			0-0	1-1	1-1	0-0	0-0



DAWSON'S 2001 GAME-BY-GAME STATISTICS

DATE	OPP	PTS	PAT	FG	MADE	MISS	10-19	20-29	30-39	40-49	50+
9/9	Sea.	6	0-0	2-3	48, 22	37	0-0	1-1	0-1	1-1	0-0
9/23	Det.	6	3-3	1-2	33	46	0-0	0-0	1-1	0-1	0-0
9/30	@ Jac.	11	2-2	3-3	35, 28, 30	-	0-0	1-1	2-2	0-0	0-0
10/7	S.D.	8	2-2	2-3	31, 27	48	0-0	1-1	1-1	0-1	0-0
10/14	@ Cin.	2	2-2	0-0	-	-	0-0	0-0	0-0	0-0	0-0
10/21	Bal.	6	3-3	1-1	33	-	0-0	0-0	1-1	0-0	0-0
11/4	@ Chi.	3	3-3	0-0	-	-	0-0	0-0	0-0	0-0	0-0
11/11	Pit.	4	1-1	1-1	40	-	0-0	0-0	0-0	1-1	0-0
11/18	@ Bal.	9	3-3	2-2	29, 42	-	0-0	1-1	0-0	1-1	0-0
11/25	Cin.	12	0-1	4-4	23, 27, 23, 33	-	0-0	3-3	1-1	0-0	0-0
12/2	Ten.	1	1-1	0-0	-	-	0-0	0-0	0-0	0-0	0-0
12/9	@ N.E.	10	1-1	3-3	27, 39, 22	-	0-0	2-2	1-1	0-0	0-0
12/16	Jac.	4	1-1	1-1	29	-	0-0	1-1	0-0	0-0	0-0
12/23	@ G.B.	1	1-1	0-0	-	-	0-0	0-0	0-0	0-0	0-0
12/30	@ Ten.	11	5-5	2-2	30, 44	-	0-0	0-0	1-1	1-1	0-0
1/6	@ Pit.	1	1-1	0-0	-	-	0-0	0-0	0-0	0-0	0-0
TOTALS	16 GM	95	29-30	22-25			0-0	10-10	8-9	4-6	0-0

DAWSON'S 2000 GAME-BY-GAME STATISTICS

DATE	OPP	PTS	PAT	FG	MADE	MISS	10-19	20-29	30-39	40-49	50+
9/3	Jac.	1	1-1	0-0	-	-	0-0	0-0	0-0	0-0	0-0
9/10	@ Cin.	6	3-3	1-1	30	-	0-0	0-0	1-1	0-0	0-0
9/17	Pit.	11	2-2	3-3	23, 28, 19	-	1-1	2-2	0-0	0-0	0-0
9/24	@ Oak.	4	1-1	1-2	29	42	0-0	1-1	0-0	0-1	0-0
10/1	Bal.	0	0-0	0-0	-	-	0-0	0-0	0-0	0-0	0-0
10/8	@ Ari.	3	3-3	0-1	-	42	0-0	0-0	0-0	0-1	0-0
10/15	@ Den.	4	1-1	1-1	45	-	0-0	0-0	0-0	1-1	0-0
10/22	@ Pit.	0	0-0	0-1	-	42	0-0	0-0	0-0	0-1	0-0
10/29	Cin.	3	0-0	1-1	18	-	1-1	0-0	0-0	0-0	0-0
11/5	N.Y.G.	3	0-0	1-1	19	-	1-1	0-0	0-0	0-0	0-0
11/12	N.E.	13	1-1	4-4	39, 43, 35, 35	-	0-0	0-0	3-3	1-1	0-0
11/19	@ Ten.	4	1-1	1-1	38	-	0-0	0-0	1-1	0-0	0-0
11/26	@ Bal.	1	1-1	0-0	-	-	0-0	0-0	0-0	0-0	0-0
12/3	@ Jac.	0	0-0	0-0	-	-	0-0	0-0	0-0	0-0	0-0
12/10	Phi.	6	3-3	1-1	29	-	0-0	1-1	0-0	0-0	0-0
12/17	Ten.	0	0-0	0-0	-	-	0-0	0-0	0-0	0-0	0-0
TOTALS	16 GM	59	17-17	14-17			3-3	4-4	5-5	2-5	0-0

DAWSON'S 1999 GAME-BY-GAME STATISTICS

DATE	OPP	PTS	PAT	FG	MADE	MISS	10-19	20-29	30-39	40-49	50+
9/12	Pit.	DNP									
9/19	@ Ten.	3	0-0	1-1	41	-	0-0	0-0	0-0	1-1	0-0
9/26	@ Bal.	4	1-1	1-1	49	-	0-0	0-0	0-0	1-1	0-0
10/3	N.E.	1	1-1	0-1	-	38	0-0	0-0	0-1	0-0	0-0
10/10	Cin.	11*	2-2	1-1	33	-	0-0	0-0	1-1	0-0	0-0
10/17	@ Jac.	1	1-1	0-0	-	-	0-0	0-0	0-0	0-0	0-0
10/24	@ St.L.	3	0-0	1-1	47	-	0-0	0-0	0-0	1-1	0-0
10/31	@ N.O.	3	3-2	0-1	-	46	0-0	0-0	0-0	0-1	0-0
11/7	Bal.	3	0-1	1-1	25	-	0-0	1-1	0-0	0-0	0-0
11/14	@Pit.	4	1-1	1-1	39	-	0-0	0-0	1-1	0-0	0-0
11/21	Car.	5	2-2	1-2	23	38	0-0	1-1	0-1	0-0	0-0
11/28	Ten.	3	3-3	0-0	-	-	0-0	0-0	0-0	0-0	0-0
12/5	@ S.D.	4	1-1	1-2	33	45	0-0	0-0	1-1	0-1	0-0
12/12	@ Cin.	2	2-2	0-0	-	-	0-0	0-0	0-0	0-0	0-0
12/19	Jac.	2	2-2	0-0	-	-	0-0	0-0	0-0	0-0	0-0
12/26	Ind.	4	4-4	0-0	-	-	0-0	0-0	0-0	0-0	0-0
TOTALS	15 GM	53	23-24	8-12			0-0	2-2	3-5	3-5	0-0

* Rushed for a 4-yard touchdown on a fake field goal (10/10/99)





TE DARNELL DINKINS 87

HEIGHT: 6-4
WEIGHT: 260
COLLEGE: PITTSBURGH
BIRTHDATE: JAN. 20, 1977

HOW ACQUIRED: UFA (BAL.) - '06
YEAR WITH BROWNS: 3RD
YEAR IN NFL: 7TH
CONTRACT: SIGNED THRU 2008

GAMES PLAYED/STARTED: 2002 (2/0); 2003 (7/0, 1/1); 2004 (10/4);
2005 (16/4); 2006 (14/2); 2007 (15/0).
CAREER GAMES: 64 GAMES, 10 STARTS.
POSTSEASON GAMES: 1 GAME, 1 START.

CAREER TRANSACTIONS: Originally signed by N.Y. Giants as a free agent on Feb. 6, 2002...Allocated to NFL Europe on Feb. 22, 2002...Waived by N.Y. Giants on Aug. 31, 2003...Signed by N.Y. Giants to the practice squad on Sept. 2, 2003...Signed by N.Y. Giants to the active roster on Nov. 15, 2003...Signed by N.Y. Giants as a free agent on March 5, 2004...Waived by N.Y. Giants on July 28, 2004...Signed by Baltimore to the practice squad on Oct. 2, 2004...Signed by Baltimore to the active roster on Oct. 29, 2004...Signed by Cleveland as an unrestricted free agent on March 19, 2006.

CAREER HIGHLIGHTS: Six-year NFL veteran has played in 64 games, including 10 starts, during his career with the N.Y. Giants, Baltimore and Cleveland and has totaled 20 receptions for 187 yards and 2 TDs...Scored his first career TD on a 17-yard pass vs. Dallas on Nov. 21, 2004.

SEASONAL REVIEWS

2007: In his third season with the Browns, appeared in 15 games, and added 1 reception for 8 yards...Blocking tight end also was a key contributor on special teams as part of the kickoff return wedge blocking unit and helped KR Joshua Cribbs lead the NFL with a 30.7 avg... Also added 7 special teams tackles and 7 kickoff returns for 62 yards (8.9 avg)...In the opener vs. Pittsburgh on Sept. 9, added 1 reception for 8 yards and 1 special teams tackle...Had 1 special teams tackle vs. Cincinnati on Sept. 16, and at Oakland on Sept. 23...Added 2 special teams tackles and 1 forced fumble vs. Baltimore on Sept. 30, and made a key play on special teams in the 2nd quarter with a forced fumble on Ravens' KR Yamon Figurs at the Baltimore 27-yard line, which was recovered by LB David McMillan, and eight plays later RB Jamal Lewis plunged for a 1-yard TD run to open a 24-3 lead...Inactive vs. Miami on Oct. 14, due to a hand injury...Returned the following week at St. Louis on Oct. 28, and played on special teams with 1 kickoff return for 19 yards...Added 1 special teams tackle vs. Seattle on Nov. 4, and vs. Buffalo on Dec. 16.

2006: In his first season with the Browns, appeared in 14 games, including two starts, and totaled 2 receptions for 14 yards and 1 TD...Contributed as a blocking tight end and also key contributor on special teams with 5 tackles...Made his Browns debut vs. New Orleans on Sept. 10, and played tight end and also on special teams with 1 tackle...Left the game in the 2nd quarter with a hamstring injury and did not return...Inactive (hamstring) at Cincinnati on Sept. 17, and vs. Baltimore on Sept. 24...Returned to the lineup at Oakland on Oct. 1, and added a 3-yard TD reception from QB Charlie Frye in the 2nd quarter...Played tight end and also on special teams at Carolina on Oct. 8, and vs. Denver on Oct. 22...Made his first start vs. N.Y. Jets on Oct. 29, as the offense opened in a three-tight end formation...Played tight end and on special teams at San Diego on Nov. 5, and at Atlanta on Nov. 12...Started at tight end vs. Pittsburgh on Nov. 19, as the Browns opened in a three-tight end formation... Played tight end and on special teams vs. Cincinnati on Nov. 26...Added 1 reception for 11 yards vs. Kansas City on Dec. 3...Played tight end and on special teams at Pittsburgh on Dec. 7...Led the team with 3 special teams tackles at Baltimore on Dec. 17...Played tight end and on special teams vs. Tampa Bay on Dec. 24, and in the regular season finale at Houston on Dec. 31.

2005: In his second season with the Ravens, appeared in all 16 games, including four starts, and totaled 55 yards on 6 receptions (9.2 avg)...Finished with 3 receptions for 30 yards and a season-long reception of 15 yards against Indianapolis on Sept. 11...Started his first game of the season and caught 2 passes for 14 yards against Tennessee on Sept. 18...Recorded 2 special teams tackles vs. Detroit on Oct. 9...Posted 1 special teams tackle against Chicago on Oct. 23...Caught 1 pass for 11 yards vs. Pittsburgh on Oct. 31...Recorded 1 special teams tackle vs. Jacksonville on Nov. 13...Left game with an ankle injury against Green Bay on Dec. 19...Returned the following week to register 2 special teams tackles against Minnesota on Dec. 25.

2004: Began the year with the N.Y. Giants and was waived at the end of training camp...Signed by Baltimore to the practice squad on Oct. 2, and spent four weeks on the practice squad before joining the active roster on Oct. 29...Competed in 10 games, including four starts, and finished with 9 receptions for 94 yards and 1 TD...Started first career game vs. Cleveland on Nov. 7...Scored first career TD on a 17-yard pass from Kyle Boller against Dallas on Nov. 21, and totaled a career-high 3 receptions for 40 yards...Caught 1 pass for 5 yards vs. N.Y. Giants on Dec.

FUN FACTS

- Established the Maleness to Manhood Foundation to benefit inner-city youth.
- Spoke to nearly 100 students at Cleveland's Genesis High School, a program to provide intense academic recovery to specific youth in a small group instruction.
- Involved in real estate investments.



DARNELL DINKINS CONTINUED...

12...Pulled in 1 pass for 10 yards vs. Indianapolis on Dec. 19...Recorded 2 receptions for 25 yards in the season finale vs. Miami on Jan. 2, including a career-long 18-yard reception.

2003: Opened the season on the Giants practice squad and spent the first nine weeks on the practice squad...Signed by the Giants to the active roster on Nov. 15, and played in seven games for the Giants and caught 2 passes for 16 yards and totaled 8 special teams tackles on the year...Posted 2 special teams tackles vs. Tampa Bay on Nov. 24...Made a team-high 3 special teams tackles against Dallas on Dec. 21...Finished with 2 receptions for 16 yards in the final regular season game vs. Carolina on Dec. 28.

2002: Signed by N.Y. Giants as a free agent after playing semi-pro...Allocated to NFL Europe and played with the Rhein Fire...Earned a roster spot with the Giants and played in two games before breaking a bone in his foot which caused him to miss the final 13 games of the season...Made NFL debut in the season opener against San Francisco on Sept. 5...Tallied 1 special teams tackle vs. Seattle on Sept. 22...Placed on Injured Reserve on Nov. 1.

2001: Played quarterback for the Pittsburgh Colts, a semi-pro football team.

COLLEGE: A three-year starter at free safety for the Pittsburgh Panthers...Started all 11 games in 1998, while finishing second on the team with 78 tackles...Also posted 6 PBU and 1 forced fumble...Came to the Panthers as a quarterback before moving to the defensive backfield.

PERSONAL: Full name is Darnell Joseph Dinkins...Born Jan. 20, 1977, in Pittsburgh, Pa...Played quarterback at Schenley High School in Pittsburgh...Named City League MVP by the *Pittsburgh Post Gazette* and *Pittsburgh Courier*...A member of the 1995 Big 33 team as a senior...Finished high school career with 435 rushing yards and 3 TDs on 26 carries...Threw for 1,256 yards and 10 TDs his senior season...On defense, he totaled 86 tackles, 4 sacks and 4 fumble recoveries...Has worked with Habitat for Humanity throughout his NFL career...Has his own website, www.darnelldinkins.com...Father of Kayla, 6, Khalil, 4, and Kolin, 2.

DINKINS' RECEIVING SINGLE-GAME CAREER HIGHS

RECEPTIONS: 3, 2 times: latest vs. Indianapolis 9/11/05

RECEIVING YARDS: 40 vs. Dallas 11/21/04

LONG RECEPTION: 18 vs. Miami 1/2/05

TDS: 1 vs. Dallas 11/21/04; at Oakland 10/1/06

DINKINS' CAREER OFFENSIVE STATISTICS

YEAR	TEAM	GP	GS	NO	YDS	RECEIVING			SP T
						AVG	LG	TD	TACKLE
2002	N.Y. Giants	2	0	0	0	0.0	0	0	1
2003	N.Y. Giants	7	0	2	16	8.0	10	0	8
2004	Baltimore	10	4	9	94	10.4	18	1	0
2005	Baltimore	16	4	6	55	9.2	15	0	0
2006	Cleveland	14	2	2	14	7.0	11	1	5
2007	Cleveland	15	0	1	8	8.0	8	0	5
NFL	TOTALS	64	10	20	187	9.4	18	2	19



QB KEN DORSEY 11

HEIGHT: 6-4

WEIGHT: 215

COLLEGE: MIAMI (FLA.)

BIRTHDATE: APRIL 22, 1981

HOW ACQUIRED: TR. (S.F.) - '06

YEAR WITH BROWNS: 3RD

YEAR IN NFL: 6TH

CONTRACT: SIGNED THRU 2010

GAMES PLAYED/STARTED: 2003 (0/0); 2004 (8/7); 2005 (3/3); 2006 (1/0); 2007 (0/0)

CAREER GAMES: 12 GAMES, 10 STARTS.

POSTSEASON GAMES: 0 GAMES, 0 STARTS.

CAREER TRANSACTIONS: Originally drafted by San Francisco in the seventh round, 241st overall, in the 2003 NFL Draft...Traded from San Francisco along with an undisclosed 2007 draft choice to Cleveland for Trent Dilfer on May 4, 2006...Waived by Cleveland on Sept. 1, 2007...Signed by Cleveland on Sept. 11, 2007...Signed a three-year contract extension on Dec. 26, 2007.

SEASONAL REVIEWS

2007: Began the season with the Browns and was waived at the end of training camp...Resigned with the Browns on Sept. 11, and became the veteran mentor quarterback for QBs Derek Anderson and Brady Quinn...Listed as the third quarterback behind the starter Anderson and backup Quinn for the final 15 weeks of the regular season.

2006: Acquired by the Browns in a trade with San Francisco on May 4...Entered the season as the third QB behind starter Charlie Frye and backup Derek Anderson...Listed as the inactive - 3rd quarterback for the first 13 weeks



KEN DORSEY CONTINUED...

of the regular season...Moved up to the backup QB position for the final four regular season games...Listed as the backup QB behind Derek Anderson at Pittsburgh on Dec. 7, and at Baltimore on Dec. 17...Made his Browns debut vs. Tampa Bay on Dec. 24, late in the 4th quarter after starting QB Derek Anderson (shoulder) left the game and was 0-1 passing and was sacked once for seven yards...Listed as the backup QB behind starter Charlie Frye in the regular season finale at Houston on Dec. 31.

2005: In his third season with the 49ers, started three games and completed 48-of-90 passes for 481 yards and 2 TDs...Started three games, after the trade of Tim Rattay and a knee injury to Alex Smith, did not play in eight contests and was inactive for five games...Began the season as the third quarterback behind Tim Rattay and Alex Smith...Made his first start of the season vs. Tampa Bay on Oct. 30, and completed 7-of-18 passes for 40 yards before leaving the game in the 4th quarter (ankle sprain)...Made his second start of the year vs. Seattle on Nov. 20, and completed 18-of-29 passes for a career-high 249 yards with 1 TD, 1 interception and a QB rating of 101.1...Started at Tennessee on Nov. 27, and finished 23-of-43 for 192 yards, 1 TD and 2 interceptions, as he set a career-high with 43 attempts and 23 completions.

2004: Played in eight games, including seven starts, and completed 123-of-226 passes for 1,231 yards with 6 TDs and 9 interceptions...Made his NFL debut vs. Atlanta on Sept. 12, replacing starter Tim Rattay (shoulder) in the 2nd quarter and completed 9-of-15 passes for 111 yards...Made his first career start the following week at New Orleans on Sept. 19, and completed 18-of-32 passes for 205 yards and 1 interception...Started at Seattle on Sept. 26, with 19-of-32 passes for 153 yards and 2 interceptions...Started at Chicago on Oct. 31, and completed 16-of-36 passes for 122 yards and 1 interception...Started at Arizona on Dec. 12, and converted 18-of-34 passes for 191 yards and a career-high 3 TDs...Started at Washington on Dec. 18, and completed 20-of-38 passes for 206 yards with 2 TDs and 4 interceptions...Started in the regular season finale at New England on Jan. 2, and completed 18-of-29 passes for 189 yards.

2003: In his rookie season was listed as the club's third QB for 14 games and the backup QB in two contests.

COLLEGE: Was 38-2 during his career as a starter and led the Miami Hurricanes to a National Championship in 2001...Led team to victory in 34 consecutive games, longest winning streak of any starting quarterback since Oklahoma's Steve Davis (1973-75)...Led Miami to three Big East Conference championships and was undefeated as a starter in conference play (25-0)...Owns nearly every significant Miami passing record, including most TD passes (86), passing yards (9,565), pass completions (668), total offense (9,486), pass attempts (1,153), 200-yard passing games (31) and consecutive passes thrown without an interception (193, 1999-00)... Led Hurricanes to victories in three major bowl games: 2000 Gator Bowl (vs. Georgia Tech), 2001 Nokia Sugar Bowl (vs. Florida) and 2002 Rose Bowl (vs. Nebraska)...Winner of 2001 Maxwell Award, recognizing college football's Outstanding Player...Finalist for Heisman Trophy (2001-02) and finished third (2001) and fifth (2002) in balloting...Three-time All-Big East first-team selection (2000-02) and co-Offensive Player of the Year (2001-02). Was also three-time Academic All-Big East selection (2000-02)...Earned degree in business management/marketing.

PERSONAL: Born Kenneth Simon Dorsey on April 22, 1981, in Orinda, Calif...Prepped at Miramonte (Orinda, Calif.) High School... Named *USA Today* honorable mention All-America choice, adding Max Emfinger National Blue Chip honors...Garnered first-team All-Bay Area, All-County and All-League honors...Led team to back-to-back North Coast Section 2A East Bay titles in two seasons as he passed for 4,968 yards and 52 TDs...Lettered in basketball junior and senior year, averaging 10 points, eight rebounds and five steals per game as senior... Married to wife, Jordan.

FUN FACTS

- This past spring participated in the NFL and NFL Players Association three-day business management and entrepreneurial program at the Stanford Graduate School of Business.

- Signed a three-year contract extension thru the 2010 season.

- Was 38-2 during his career as a starter in college and led the Miami Hurricanes to a National Championship in 2001.

- Active in the Cleveland community by supporting charitable events such as the Taste of the NFL, Hometown Huddle and the March of Dimes.

DORSEY'S SINGLE-GAME CAREER HIGHS

PASSING ATTEMPTS: 43 at Tennessee 11/27/05

COMPLETIONS: 23 at Tennessee 11/27/05

PASSING YARDS: 249 vs. Seattle 11/20/05

PASSING TDs: 3 at Arizona 12/12/04

LONG PASS: 59 at New England 1/2/05

INTERCEPTIONS: 4 at Washington 12/18/04

RUSH ATTEMPTS: 3 vs. Seattle 11/20/05



DORSEY'S CAREER PASSING STATISTICS

YEAR	TEAM	*(W-L)						YDS/				YDS LOST	QB RATING	
		GP	GS	RECORD	ATT	CMP	PCT	YDS	ATT	TD	INT			LG
2003	San Fran.	0	0	0-0	0	0	0.0%	0	0.0	0	0	0	0	0.0
2004	San Fran.	8	7	1-6	226	123	54.4%	1,231	5.4	6	9	59	13	94
2005	San Fran.	3	3	1-2	90	48	53.3%	481	5.3	2	2	44	6	28
2006	Cleveland	1	0	0-0	1	0	0.0%	0	0.0	0	0	0	1	7
2007	Cleveland	0	0	0-0	0	0	0.0%	0	0.0	0	0	0	0	0.0
NFL	TOTALS	12	10	2-8	317	171	53.9%	1,712	5.4	8	11	59	20	129

*as a starter

DORSEY'S CAREER RUSHING STATISTICS

YEAR	TEAM	ATT	YDS	AVG	LG	TD
2003	San Francisco	0	0	0.0	0	0
2004	San Francisco	5	7	1.4	3	0
2005	San Francisco	4	11	2.8	6	0
2006	Cleveland	0	0	0.0	0	0
2007	Cleveland	0	0	0.0	0	0
NFL	TOTALS	9	18	2.0	6	0

DORSEY'S 2005 GAME-BY-GAME STATISTICS

DATE	OPP	ATT	CMP	YDS	SACK/LOST	TD	INT	LG
9-11	vs. StL	INACTIVE (3rd Quarterback)						
9-18	at Phi	INACTIVE (3rd Quarterback)						
9-25	vs. Dal	INACTIVE (3rd Quarterback)						
10-2	at Arz	INACTIVE (3rd Quarterback)						
10-9	vs. Ind	INACTIVE (3rd Quarterback)						
10-23	at Was	DNP						
10-30	vs. TB	18	7	40	0/0	1	0	14
11-6	vs. NYG	DNP						
11-13	at Chi	DNP						
11-20	vs. Sea	29	18	249	4/23	1	0	44
11-27	at Ten	43	23	192	2/5	1	2	21
12-4	vs. Arz	DNP						
12-11	at Sea	DNP						
12-18	at Jax	DNP						
12-24	at StL	DNP						
1-1	vs. Hou	DNP						
NFL	TOTALS	90	48	481	6/28	3	2	44

DORSEY'S 2004 GAME-BY-GAME STATISTICS

DATE	OPP	ATT	CMP	YDS	SACK/LOST	TD	INT	LG
9-12	vs. Atl	15	9	111	1/7	0	0	27
9-19	at NO	32	18	205	2/15	0	1	37
9-26	at Sea	32	19	153	3/26	0	2	22
10-3	vs. StL	DNP						
10-10	vs. Arz	DNP						
10-17	at NYJ	DNP						
10-31	at Chi	36	16	122	3/22	0	1	20
11-7	vs. Sea	DNP						
11-14	vs. Car	DNP						
11-21	at TB	DNP						
11-28	vs. Mia	DNP						
12-5	at StL	DNP						
12-12	at Arz	34	18	191	1/7	3	0	30
12-18	vs. Was	38	20	206	1/7	2	4	18
12-26	vs. Buf	10	5	54	1/4	0	1	15
1-2	at NE	29	18	189	1/6	1	0	59
NFL	TOTALS	258	123	1,231	13/94	6	9	59





WR BRAYLON EDWARDS 17

HEIGHT: 6-3
WEIGHT: 215
COLLEGE: MICHIGAN
BIRTHDATE: FEB. 21, 1983

HOW ACQUIRED: D(1) - '05
YEAR WITH BROWNS: 4TH
YEAR IN NFL: 4TH
CONTRACT: SIGNED THRU 2009

GAMES PLAYED/STARTED: 2005 (10/7); 2006 (16/15); 2007 (16/16).
CAREER GAMES: 42 GAMES, 38 STARTS.
POSTSEASON GAMES: 0 GAMES, 0 STARTS.

CAREER TRANSACTIONS: Drafted by Cleveland in the first round, third overall, in the 2005 NFL Draft.

CAREER HIGHLIGHTS: Named to the Pro Bowl following a breakout 2007 season where he set a career-high in all four offensive categories—80 receptions, 1,289 yards, 16.1 avg. and 16 TDs...Set a franchise single-season record with 1,289 receiving yards and 16 TDs...Set a career-high 3 TDs vs. Miami on Oct. 14, 2007...In 2006, led the team with 884 yards receiving and 6 TDs...Recorded his first TD reception on an 80-yard TD reception at Green Bay on Sept. 18, 2005, and finished with 3 receptions for 107 yards.

SEASONAL REVIEWS

2007: In his third season with the Browns, had a breakout season and was named to the Pro Bowl with a career-high 80 receptions for 1,289 yards (16.1 avg.) and 16 TDs...Set the Browns franchise single-season records for receiving yards (1,289) and TD receptions (16)...Ranked 2nd in the NFL with 16 TD receptions and had a TD reception in 11 of 16 games...Ranked 7th in the NFL with 1,289 receiving yards and his 16.1 average reception ranked 5th in the league...Had four games of 100 yards receiving or more...58 of his 80 receptions resulted in first downs...Set a career-high 8 receptions on four occasions vs. Cincinnati on Sept. 16, at St. Louis on Oct. 28, at Baltimore on Nov. 18 and at Cincinnati on Dec. 23...Had a career-high 149 yards receiving at Arizona on Dec. 2, and 3 TD receptions at St. Louis on Oct. 28...**Game 1 vs. Pittsburgh 9/9:** Started with 3 receptions for 49 yards (16.3 avg.), and a long of 21 yards...2 of his 3 receptions resulted in first downs...**Game 2 vs. Cincinnati 9/16:** Started and led the team in receiving and established a career-high 8 receptions and 146 yards receiving and 2 TDs...The 146 yards marked the fifth 100-yard receiving game of his career...Part of an offense that established 554 net yards (3rd highest in club history) of offense and scored 51 points (T-4th in franchise history)...WR Braylon Edwards 146 yards and TE Kellen Winslow's 100 yards receiving, QB Derek Anderson's 328 yards passing and RB Jamal Lewis 216 yards rushing, marked the first time in club history to have a QB with 300-yards passing, a 100-yard rusher and two 100-yard receivers in the same contest...6 of his 8 receptions resulted in a first down...In the 3rd quarter, capped an 8-play, 78-yard (3:52) drive with a 34-yard TD strike from QB Derek Anderson as the Browns opened a 34-24 lead...In the 4th quarter, connected with Anderson on a 37-yard TD completion to open a 48-38 lead...**Game 3 at Oakland 9/23:** Started and added 4 receptions for 83 yards (20.8 avg.), including 1 TD...In the 3rd quarter, capped a 4-play, 52-yard (1:22) drive with a 21-yard TD strike from QB Derek Anderson to open a 17-16 lead...All 4 receptions resulted in first downs...**Game 4 vs. Baltimore 9/30:** Started and had 3 receptions for 97 yards (32.3 avg.), including a 78-yard TD reception...In the 1st quarter, connected with QB Derek Anderson on a 78-yard TD strike to open a 14-0 lead...2 of his 3 receptions resulted in first downs...**Game 5 at New England 10/7:** Started and led the team with 6 receptions for 110 yards (18.3 avg.), including a long of 36 yards...Marked his sixth career 100-yard receiving game...5 of his 6 receptions resulted in first downs...**Game 6 vs. Miami 10/14:** Started and had 5 receptions for 67 yards (13.4 avg.) and 3 TDs...His 3 TDs were a career-high and tied the franchise mark for TD receptions in a game becoming the tenth receiver in franchise history with 3 TD receptions in a game...In the 2nd quarter, connected with QB Derek Anderson for a 24-yard TD strike to open a 24-3 lead...In the 4th quarter, capped a 12-play, 66-yard (6:53) drive with a 5-yard TD pass from Anderson to open a 34-24 lead...Also in the 4th quarter, capped a 9-play, 67 yard (4:27) drive with a 16-yard TD pass to open a 41-24 lead...All 5 receptions on the day resulted in first downs...**Game 7 at St. Louis 10/28:** Started and led the team as he matched a career-high 8 receptions for 117 yards (14.6 avg.) and 2 TDs...His 117 yards receiving marked the seventh 100-yard receiving game of his career...6 of his 8 receptions resulted in first downs...In the 2nd quarter, capped a 9-play, 67-yard (5:04) drive with a 12-yard TD reception from QB Derek Anderson to cut the deficit, 14-10...On the opening drive of the 3rd quarter, connected with Anderson on a 5-yard TD to cap a 12-play, 80-yard (6:16) drive and open a 24-17 lead...**Game 8 vs. Seattle 11/4:** Started and added 5 receptions for 67 yards (13.4 avg.), including a long of 19 yards...3 of his 5 receptions resulted in first downs...**Game 9 at Pittsburgh 11/11:** Started and had 1 reception for 16 yards for a TD...In the 2nd quarter, connected with Derek Anderson for a 16-yard TD in the corner of the end zone to open a 21-6 lead...**Game 10 at Baltimore 11/18:** Started and led the team with 8 receptions for 85 yards (10.6 avg.), including a long

FUN FACTS

- In 2007, named to the Pro Bowl and set a franchise record with 1,289 receiving yards and 16 TDs.
- In 2007, donated \$1 million to the Cleveland Municipal School District to create a college scholarship opportunity for 100 eighth-grade students, named Advance 100.
- In 2006, donated \$500,000 to create a scholarship endowment at the University of Michigan for the football player who wears the No. 1 jersey, the largest donation pledged to the university by a professional athlete.
- Father, Stanley, played football at Michigan and in the NFL with the Houston Oilers (1982-86) and Detroit Lions (1987).



BRAYLON EDWARDS CONTINUED...

of 22 yards...His 8 receptions matched a career-high...3 of his 8 receptions resulted in a first down...Late in the game, made a key 18-yard reception with :03 seconds remaining at the Baltimore 33-yard line and on the next play, K Phil Dawson connected on a 51-yard game-tying field goal...**Game 11 vs. Houston 11/25:** Started and had 4 receptions for 57 yards (14.3 avg.) and 1 TD...All 4 of his receptions resulted in first downs...In the 2nd quarter, capped a 6-play, 70-yard (2:39) drive with a 19-yard TD reception from Derek Anderson to tie the game, 7-7...Also in the 2nd quarter, had a key 9-yard reception on a 4th and 3 play down to the Texans 23-yard line and three plays later Anderson connected with TE Kellen Winslow for 7-yard TD pass to open a 14-10 lead...**Game 12 at Arizona 12/2:** Started and led the team with 7 receptions for a career-high 149 yards (21.3 avg.) and 1 TD...The 149 yards marked his eighth career 100-yard receiving game...Topped the 1,000 yard receiving mark for the first time in his career...In the 3rd quarter, connected with QB Derek Anderson on a 67-yard TD pass to cut the deficit, 21-18...5 of his 7 receptions resulted in first downs...**Game 13 at N.Y. Jets 12/9:** Started with 3 receptions for 63 yards (21.0 avg.) and 1 TD...His 13 TD receptions tied a franchise single-season mark (Gary Collins, 13, 1963)...In the 2nd quarter, had a key 14 yard reception on a 4th and 4 play down to the Jets 26-yard line and two plays later QB Derek Anderson connected with RB Jamal Lewis on a 7-yard TD pass to open a 7-0 lead...On the opening drive of the third quarter, connected with Anderson on a 45-yard completion down to the Jets 5-yard line, and two plays later connected with Anderson for a 4-yard TD pass to open a 14-3 lead...All 3 of his passes resulted in first downs...**Game 14 vs. Buffalo 12/16:** Started and led the team with 4 receptions for 64 yards (16.0 avg.), including a long of 25 yards...3 of his 4 receptions resulted in first downs...**Game 15 at Cincinnati 12/23:** Started and led the team with 8 receptions for 52 yards (6.5 avg.) and 2 TDs...Set the franchise single-season record for TDs with 15 (Gary Collins 13, 1963)...His 8 receptions matched a career-high...In the 3rd quarter, capped an 11-play, 71-yard (5:50) drive with a 2-yard TD reception from QB Derek Anderson to cut the deficit, 19-7...In the 4th quarter, added a 5-yard TD strike from Anderson to cut the deficit, 19-14...4 of his 8 receptions resulted in first downs...**Game 16 vs. San Francisco 12/30:** Started and added 3 receptions for 67 yards (22.3 avg.) and 1 TD...Set the franchise record for receiving yards in a season (1,289)...In the 1st quarter, connected with QB Derek Anderson on a 45-yard TD strike to open a 14-0 lead...2 of his 3 receptions resulted in first downs.

2006: Played in all 16 games, including 15 starts, and recorded 61 receptions for 884 yards (14.5 avg.) and 6 TDs...Had three 100-yard receiving games (110 yards at Cin. on Sept. 17; 116 yards vs. Balt. on Sept. 24; and 137 yards vs. Pitt. on Nov. 19)...Led the team with 884 yards receiving and 6 TDs and ranked second with 61 receptions...Had a season-high 137 yards vs. Pittsburgh on Nov. 19...38 of his 61 receptions resulted in a first down...In the opener vs. New Orleans on Sept. 10, started with 2 receptions for 23 yards...Started and led the team with 4 receptions for 110 yards (27.5 avg.), including a 75-yard completion...Started and led the club with 116 yards receiving on 5 receptions (23.2 avg.) and 1 TD, a 58-yard TD reception vs. Baltimore on Sept. 24, and had consecutive 100-yard receiving games...Started and led the team with 6 receptions for 75 yards (12.5 avg.) at Oakland on Oct. 1, and 3 receptions for 27 yards at Carolina on Oct. 8...Started with 2 receptions for 6 yards vs. Denver on Oct. 22, and 2 receptions for 21 yards vs. N.Y. Jets on Oct. 29...Started with a season-high 7 receptions for 66 yards (9.4 avg.) and 1 TD at San Diego on Nov. 5, and 3 receptions for 31 yards and 1 TD at Atlanta on Nov. 12...Started with a season-high 137 yards receiving on 7 receptions (19.6 avg.), including a 63-yard reception vs. Pittsburgh on Nov. 19...Started with 2 receptions for 29 yards vs. Cincinnati on Nov. 26, and 3 receptions for 36 yards and 1 TD vs. Kansas City on Dec. 3...Started with 4 receptions for 86 yards (21.5 avg.) and 1 TD, a 45-yard scoring strike at Pittsburgh on Dec. 7...Started with 5 receptions for 68 yards (13.6 avg.) and 1 TD at Baltimore on Dec. 17, and has added a TD reception in three consecutive games...Played with 2 receptions for 7 yards vs. Tampa Bay on Dec. 24...Started in the regular season finale at Houston on Dec. 31, with 4 receptions for 46 yards (11.5 avg.).

2005: In his rookie season with the Browns showed the play making skills that led him to be the third overall selection in the 2005 NFL Draft...Appeared in 10 games, including seven starts and totaled 32 receptions for 512 yards (16.0 avg.) and 3 TDs...Began the year as the third-wide receiver, however moved into the starting lineup in the club's eighth game of the year vs. Tennessee on Nov. 6...Recorded his first career 100-yard receiving game with 3 receptions for 107 yards, including his first career TD reception on an 80-yard pass from QB Trent Diller at Green Bay on Sept. 18...Had a season-high 2 TD receptions vs. Jacksonville on Dec. 4, including 17-yard and 34-yard TD strikes from QB Charlie Frye...22 of his 32 receptions resulted in first downs...Suffered an arm infection that forced him to miss two games vs. Chicago on Oct. 9, and at Baltimore on Oct. 16...Suffered a season-ending right knee injury vs. Jacksonville on Dec. 4, and was placed on Injured Reserve on Dec. 5, and missed the final four regular season contests...Made his NFL debut and had 2 receptions for 16 yards vs. Cincinnati on Sept. 11...Made his first career NFL start at Green Bay on Sept. 18, as the Browns opened in a three-wide receiver set and finished with 3 receptions for 107 yards receiving, including an 80-yard TD...Made a game-changing play in the 3rd quarter, as he connected with QB Trent Diller on a quick slant and went 80-yards for his first TD and helped extend the lead to 19-7...Started with 4 receptions for 43 yards at Indianapolis on Sept. 25...Added 3 receptions for 30 yards vs. Detroit on Oct. 23...Had 2 receptions for 32 yards at Houston on Oct. 30...Started and had 2 receptions for 64 yards, including a long of 37 yards at Pittsburgh on Nov. 13...Started with a season-high 6 receptions for 90 yards, including a long of 25 yards vs. Miami on Nov. 20...Started with 4 receptions for 42 yards at Minnesota on Nov. 27...Started and had 5 receptions for 86 yards and 2 TDs vs. Jacksonville on Dec. 4...In the 2nd quarter, hauled in a 34-yard TD pass from QB Charlie Frye in the end zone to cap a 9-play, 78-yard (5:20) drive to open a 7-3 lead...Also in the 2nd quarter, connected with Frye on a 17-yard TD pass to take a 14-3 lead at the half...Injured his right knee in the 4th quarter and did not return.

COLLEGE: Multi-talented receiver and Biletnikoff Award winner, given to the nation's top collegiate receiver, played in 44 career games at Michigan, including 36 starts, and shattered the school's receiving records with 252 receptions for 3,542 yards (14.1 avg.) and 39 TDs...His 252 career receptions surpassed the previous school mark



BRAYLON EDWARDS CONTINUED...

of 176 (Marquise Walker, 1998-2001), his 3,542 yards topped the Wolverine record of 3,076 (Walker, 1998-2001) and his 39 TDs topped the Michigan TD mark of 37 scores (Anthony Carter, 1979-82)...A three-year starter, his 39 TDs also set a Big Ten all-time record, while his 252 catches rank fourth and 3,542 yards rank third in conference annals...Broke school single-season records, as he snared 97 passes for 1,330 yards his senior season and became the only player in Big Ten Conference annals, and only the ninth in NCAA Division I-A history, to gain over 1,000 yards receiving in a season three times in a career...Only Desmond Howard (19 in 1991) had more TD catches in a season for the Wolverines than Edward's 15 TDs...In 2004, named All-American first-team selection by The NFL Draft Report, the Associated Press, Walter Camp Football Foundation, American Football Coaches Association, Football Writers Association and *College Football News*...Became the first Wolverine to earn the Biletnikoff Award, given to the nation's top receiver...Finished tenth in the voting for the Heisman Trophy...Consensus All-Big Ten Conference first-team and Offensive Player of the Year...Winner of the Bo Schembechler Award as Michigan's Most Valuable Player...Started all year at split end, setting Michigan records for receptions and receiving yards in a season, as he hauled in 97 passes for 1,330 yards (13.7 avg.) and 15 TDs...Ranked second in the nation with an average of 8.08 catches per game, fourth with 1,330 yards receiving and fifth with an average of 110.83 yards receiving per game...As a junior in 2003, named All-Big Ten Conference first-team selection...Switched numbers to #1 from jersey #80...Led the team with 85 receptions for 1,138 yards (13.4 avg.) and 14 TDs...His 85 catches, 1,138 yards and 14 scores rank third on Michigan's single-season record list...Had six 100-yard receiving games, including a school-record four straight 100-yard games...As a sophomore in 2002, named All-Big Ten Conference second-team selection...Started twelve games at split end and led the team with 67 receptions for 1,035 yards (15.4 avg.) and 10 TDs...Caught at least three passes in every contest and had four 100-yard-plus receiving games...Scored at least one TD in eight contests and had two multiple TD performances...Ranked fifth in the Big Ten with 5.25 receptions per game and seventh with 77.1 receiving yards per game...In 2001, appeared in six games as a reserve split end and finished with 3 receptions for 38 yards (12.7 avg.).

PERSONAL: At Michigan also ran track during the indoor and outdoor season, competing in the high jump as well as the 60-meter and 200-meter dashes...Attended Bishop Gallagher High School (Mich.)...One-year letterman and starter on Bishop Gallagher varsity team and two-year letterman and starter on Martin Luther King High (Detroit) varsity team...Tallied 63 receptions for 740 yards and 8 TDs in three-year varsity career and rushed 4 times for 152 yards and 2 TDs...Also completed 10-of-17 passes for 200 yards...Recorded 170 tackles, 7 sacks, 10 TFL, 3 forced fumbles, 3 recovered fumbles, 5 interceptions and returned one for a TD...Set school, league and state records for most positions started in one year — wide receiver, running back, free safety, cornerback, linebacker, defensive end, quarterback, tight end, kick returner, punt returner and long snapper...As a senior, caught 28 passes for 470 yards and 4 TDs, rushed 11 times for 205 yards and 1 TD, and added 78 tackles, 7 sacks and 5 interceptions...Named CBS PrepStar All-America team senior year and earned all-conference, all-east, all-metro and all-state accolades...Rated as a three-star prospect and as the No. 49 receiver in the nation by Rivals.com, listed as the No. 57 player in the midwest by *SuperPrep Magazine*, rated as No. 79 player in the midwest by *Midwest Football Recruiting News*, ranked as the No. 20 player in Michigan by the *Detroit Free Press* and selected to the *Detroit News* 2000 Dream Team as a defensive back...Averaged 17 points, 5 rebounds and 4 blocks per game during his one year of varsity basketball...Also ran the 100, 200, 4x100 relay and 4x200 relay on the track team...Full name is Braylon Jamel Edwards and was born Feb. 21, 1983, in Detroit, Mich...Father, Stanley, played football at Michigan (1977-81) and in the NFL with the Houston Oilers (1982-86) and Detroit Lions (1987).

EDWARDS' CAREER 100-YARD RECEIVING REGULAR SEASON GAMES (8)

149 at Arizona 12/2/07 (7-149-1)
146 vs. Cincinnati 9/16/07 (8-146-2)
137 vs. Pittsburgh 11/16/06 (7-137-0)
117 at St. Louis 10/28/07 (8-117-2)
116 vs. Baltimore 9/24/06 (5-116-1)
110 at Cincinnati 9/17/06 (4-110-0)
110 at New England 10/7/07 (6-110-0)
107 at Green Bay 9/18/05 (3-107-1)

EDWARDS' SINGLE-GAME CAREER HIGHS

RECEPTIONS: 8 vs. Cincinnati 9/16/07; at St. Louis 10/28/07; at Baltimore 11/18/07; at Cincinnati 12/23/07
RECEIVING YARDS: 149 at Arizona 12/2/07
RECEIVING TD'S: 3 vs. Miami 10/14/07
LONG RECEPTION: 80t at Green Bay 9/18/05
RUSH ATTEMPTS: 1 at San Diego 11/5/06; vs. Pittsburgh 11/19/06; at Houston 12/31/06
RUSH YARDS: 8 at San Diego 11/5/06

EDWARDS' CAREER OFFENSIVE STATISTICS

YEAR	TEAM	GP	GS	RECEIVING					RUSHING				
				NO	YDS	AVG	LG	TD	NO	YDS	AVG	LG	TD
2005	Cleveland	10	7	32	512	16.0	80t	3	0	0	0.0	0	0
2006	Cleveland	16	15	61	884	14.5	75	6	3	7	2.3	8	0
2007	Cleveland	16	16	80	1,289	16.1	78t	16	0	0	0.0	0	0
NFL	TOTALS	42	38	173	2,685	15.5	80t	25	3	7	2.3	8	0



EDWARDS' 2007 GAME-BY-GAME OFFENSIVE STATISTICS

DATE	OPP	RECEIVING					RUSHING				
		NO	YDS	AVG	LG	TD	NO	YDS	AVG	LG	TD
9/9	Pitt.	3	49	16.3	21	0	0	0	0.0	0	0
9/16	Cin.	8	146	18.3	37t	2	0	0	0.0	0	0
9/23	@ Oak.	4	83	20.8	27	1	0	0	0.0	0	0
9/30	Balt.	3	97	32.3	78t	1	0	0	0.0	0	0
10/7	@ NE	6	110	18.3	36	0	0	0	0.0	0	0
10/14	Mia.	5	67	13.4	24t	3	0	0	0.0	0	0
10/28	@ St. L.	8	117	14.6	29	2	0	0	0.0	0	0
11/4	Sea.	5	67	13.4	19	0	0	0	0.0	0	0
11/11	@ Pitt.	1	16	16.0	16t	1	0	0	0.0	0	0
11/18	@ Balt.	8	85	10.6	22	0	0	0	0.0	0	0
11/25	Hou.	4	57	14.3	20	1	0	0	0.0	0	0
12/2	@ Ari.	7	149	21.3	67t	1	0	0	0.0	0	0
12/9	@ NYJ	3	63	21.0	45	1	0	0	0.0	0	0
12/16	Buff.	4	64	16.0	25	0	0	0	0.0	0	0
12/23	@ Cin.	8	52	6.5	12	2	0	0	0.0	0	0
12/30	S.F.	3	67	22.3	45t	1	0	0	0.0	0	0
TOTALS	16 GM	80	1,289	16.1	78t	16	0	0	0.0	0	0

EDWARDS' 2006 GAME-BY-GAME OFFENSIVE STATISTICS

DATE	OPP	RECEIVING					RUSHING				
		NO	YDS	AVG	LG	TD	NO	YDS	AVG	LG	TD
9/10	N.O.	2	23	11.5	18	0	0	0	0.0	0	0
9/17	@ Cin.	4	110	27.5	75	0	0	0	0.0	0	0
9/24	Balt.	5	116	23.2	58t	1	0	0	0.0	0	0
10/1	@ Oak.	6	75	12.5	21	0	0	0	0.0	0	0
10/8	@ Car.	3	27	9.0	11	0	0	0	0.0	0	0
10/22	Den.	2	6	3.0	4	0	0	0	0.0	0	0
10/29	NYJ	2	21	10.5	20	0	0	0	0.0	0	0
11/5	@ S.D.	7	66	9.4	20	1	1	8	8.0	8	0
11/12	@ Atl.	3	31	10.3	19t	1	0	0	0.0	0	0
11/19	Pitt.	7	137	19.6	63	0	1	-8	-8.0	-8	0
11/26	Cin.	2	29	14.5	22	0	0	0	0.0	0	0
12/3	K.C.	3	36	12.0	23t	1	0	0	0.0	0	0
12/7	@ Pitt.	4	86	21.5	45t	1	0	0	0.0	0	0
12/17	@ Balt.	5	68	13.6	28	1	0	0	0.0	0	0
12/24	T.B.	2	7	3.5	6	0	0	0	0.0	0	0
12/31	@ Hou.	4	46	11.5	19	0	1	7	7.0	7	0
TOTALS	16 GM	61	884	14.5	75	6	3	7	2.3	8	0

EDWARDS' 2005 GAME-BY-GAME OFFENSIVE STATISTICS

DATE	OPP	RECEIVING					RUSHING				
		NO	YDS	AVG	LG	TD	NO	YDS	AVG	LG	TD
9/11	Cin.	2	16	8.0	9	0	0	0	0.0	0	0
9/18	@ G.B.	3	107	35.7	80t	1	0	0	0.0	0	0
9/25	@ Ind.	4	43	10.8	20	0	0	0	0.0	0	0
10/9	Chi.	Inactive (arm)									
10/16	@ Balt.	Inactive (arm)									
10/23	Det.	3	30	10.0	14	0	0	0	0.0	0	0
10/30	@ Hou.	2	32	16.0	26	0	0	0	0.0	0	0
11/6	Tenn.	1	2	2.0	2	0	0	0	0.0	0	0
11/13	@ Pitt.	2	64	32.0	37	0	0	0	0.0	0	0
11/20	Mia.	6	90	15.0	25	0	0	0	0.0	0	0
11/27	@ Minn.	4	42	10.5	14	0	0	0	0.0	0	0
12/4	Jack.	5	86	17.2	34t	2	0	0	0.0	0	0
12/11	@ Cin.	Injured Reserve (knee)									
12/18	@ Oak.	Injured Reserve (knee)									
12/24	Pitt.	Injured Reserve (knee)									
1/1	Balt.	Injured Reserve (knee)									
TOTALS	10 GM	32	512	16.0	80t	3	0	0	0.0	0	0



OL HANK FRALEY 66

HEIGHT: 6-2
WEIGHT: 310
COLLEGE: ROBERT MORRIS
BIRTHDATE: SEPT. 21, 1977

HOW ACQUIRED: TR. (PHI.) '06
YEAR WITH BROWNS: 3RD
YEAR IN NFL: 9TH
CONTRACT: SIGNED THRU 2010

GAMES PLAYED/STARTED: 2000 (0/0, 0/0); 2001 (16/15, 3/3); 2002 (16/16, 2/2); 2003 (16/16, 2/2); 2004 (16/16, 3/3); 2005 (8/8); 2006 (16/16); 2007 (16/16).
CAREER GAMES: 104 GAMES, 103 STARTS.
POSTSEASON GAMES: 10 GAMES, 10 STARTS.

CAREER TRANSACTIONS: Originally signed as an undrafted rookie free agent by Pittsburgh on April 21, 2000...Waived by Pittsburgh on Aug. 27, 2000...Claimed via waivers by Philadelphia on Aug. 28, 2000... Traded by Philadelphia to Cleveland for an undisclosed 2008 draft choice on Sept. 2, 2006.

SEASONAL REVIEWS

2007: In his second season with the Browns, started all 16 games at center and anchored a line that allowed only 19 sacks all season, which tied for third fewest in the NFL and also ranked as tied for third fewest in franchise history...Was one of only two players to take part in every offensive snap (also LT Joe Thomas) all season...Part of an offensive unit ranked eighth in the NFL with 25.1 points per game, while the 402 points scored and 5,621 net yards of offense both ranked third best in franchise history...Helped the offense improve in every category as the offense improved to eighth overall (351.3 ypg), including 10th rushing (118.4 ypg) and 12th passing (232.9 ypg), compared to 2006 offensive rankings with 31st overall, including 31st rushing and 23rd passing...Started his 100th career NFL game at N.Y. Jets on Dec. 9...**Game 1 vs. Pittsburgh 9/9:** Started at C...**Game 2 vs. Cincinnati 9/16:** Started at C and was part of an offensive line that did not allow a sack of QB Derek Anderson and provided time for him to throw for 326 yards and 5 TDs, and RB Jamal Lewis to rush for 216 yards and 1 TD...Part of an offense that established 554 net yards (3rd highest in club history) of offense and scored 51 points (T-4th in franchise history) and 226 net yards rushing...**Game 3 at Oakland 9/23:** Started at C...**Game 4 vs. Baltimore 9/30:** Started at C and was part of an offensive line that did not allow a sack and allowed QB Derek Anderson to throw for 204 yards and 2 TDs...**Game 5 at New England 10/7:** Started at C...**Game 6 vs. Miami 10/14:** Started at C and was part of an offensive line that helped the offense to 41 points, 384 net yards of offense and allowed QB Derek Anderson time to throw for 245 yards and 3 TDs...**Game 7 at St. Louis 10/28:** Started at C and was part of an offensive line that helped the offense to 368 net yards and provided QB Derek Anderson time to throw for 248 yards and 3 TDs...**Game 8 vs. Seattle 11/4:** Started at C and was part of an offensive line that helped the offense to 428 net yards of offense and allowed QB Derek Anderson to throw for a career-high 364 yards passing and RB Jamal Lewis to rush for a career-high 4 rushing TDs in a 33-30 overtime win...**Game 9 at Pittsburgh 11/11:** Started at C and was part of an offensive line that held the Steelers defense without a sack and provided QB Derek Anderson time to throw for 3 TDs...**Game 10 at Baltimore 11/18:** Started at C and was part of an offensive line that helped the offense to 380 net yards of offense in a 33-30 (OT) road win...**Game 11 vs. Houston 11/25:** Started at C and was part of an offensive line that helped RB Jamal Lewis rush for 134 yards and 1 TD and gave QB Derek Anderson time to throw for 253 yards and 2 TDs as the offense rolled to 397 net yards of offense...**Game 12 at Arizona 12/2:** Started at C and was part of an offensive line that allowed QB Derek Anderson to throw for 304 yards and 2 TDs...Played in his 100th career game...**Game 13 at N.Y. Jets 12/9:** Started at C and was part of an offensive line that did not allow a sack of QB Derek Anderson and allowed him time to throw for 185 yards and 2 TDs, and also paved the way for RB Jamal Lewis to rush for 118 yards and 1 TD in a 24-18 road win...Made his 100th career start in the NFL...**Game 14 vs. Buffalo 12/16:** Started at C and was part of an offensive line that paved the way for RB Jamal Lewis to rush for 163 yards and the offense generated 304 net yards of offense in blizzard-like conditions...**Game 15 at Cincinnati 12/23:** Started at C and was part of an offense that totaled 380 net yards of offense, including 136 net yards rushing...**Game 16 vs. San Francisco 12/30:** Started at C and was part of an offensive line that paved the way for RB Jamal Lewis to rush for 128 yards and the offense overall to generate 358 total net yards of offense.

2006: Veteran center was acquired via trade only eight days prior to the start of the regular season...Was one of three offensive starters to start in all 16 games (TE Kellen Winslow and LT Kevin Shaffer)...Made his Browns debut in the opener vs. New Orleans on Sept. 10...Started and was part of an offensive line that did not allow a sack of QB Charlie Frye at Cincinnati on Sept. 17...Started and was part of an offensive line that helped RB Reuben Droughns rush for 100 yards and gave Frye time to throw for 192 yards and 3 TDs in a 24-21 road win at Oakland on Oct. 1...Started as the offensive line helped Droughns rush for a season-high 125 yards vs. N.Y. Jets on Oct. 29...Started vs. Kansas City on Dec. 3, as the offensive line paved the way for the offense to have season highs in points (31), net yards (438), net yards rushing (150), net yards passing (288) and first downs (26) in a 31-28 OT win...In the regular season finale at Houston on Dec. 31, was part of an offensive line that helped the Browns rush for 127 yards.

FUN FACTS

- Was one of only two players to take every offensive snap (Joe Thomas) in 2007.
- His brother, David, was stationed with the United States Army's 3rd Infantry Division in Iraq and his father is a Vietnam veteran.
- Signed a four-year contract with Cleveland on March 3, 2007.



HANK FRALEY CONTINUED...

2005: Started the first eight games before being sidelined for the season with a shoulder injury...Suffered a shoulder strain at Washington on Nov. 6, and was placed on Injured Reserve on Nov. 9.

2004: Was integral in the success of one of the most productive offenses in the NFL in 2004, an offense that posted a team record 4,208 passing yards and the third-highest point total in team history (386).

2003: Part of an offensive line that protected QB Donovan McNabb, and paved the way for a three-RB tandem that posted a combined 1,618 rushing yards and 2,465 total yards from scrimmage.

2002: Started in all 16 regular season games and both postseason contests at center and helped pave the way for the NFL's fourth-highest scoring offense (25.9 ppg), the best output in Eagles history...Part of an offensive line that helped RB Duce Staley notch his third 1,000-yard rushing season and allowed the team's lowest sack total (36) in a 16 game season since 1981 (22).

2001: Started 15 games and played in nearly every offensive down...Did not start the season finale at Tampa Bay on Jan. 6, but played a reserve role at right tackle.

2000: Originally signed by Pittsburgh as an undrafted rookie out of Robert Morris...Waived by Pittsburgh at the end of training camp and claimed by the Eagles via waivers...Spent the entire season on the Eagles 53-man roster, however, was listed as inactive for all 16 regular season games.

COLLEGE: Was a three-time All-America selection and a three-time first-team All-Northeast Conference choice at tackle, as the Robert Morris Colonials won the NEC championship each season...Selected as the *Football Gazette's* Lineman of the Year and his team's Co-Most Valuable Player in 1999.

PERSONAL: Married Danielle on May, 26, 2006, and the couple reside in Swedesboro, N.J., with their sons Mason (1/22/05), Travis (1/9/06) and Beau (6/17/08)...Has another son, Trent Alexander (4/20/04)...Helped Gaithersburg High School to the Maryland state championship game as a senior in 1995...In 2005, was enlisted to support 'Robin's Nest', a shelter for abused young women, as Fraley has continued to help raise funds through an annual charity dinner and has also taken the group on a shopping spree and out to dinner...Has a degree in social science...Became only the second player in Robert Morris history to have his number, 75, retired...His brother, David, was stationed with the United States Army's 3rd Infantry Division in Iraq as part of Operation Iraqi Freedom...Their father is a Vietnam veteran...Full name: Henry F. Fraley, Jr....Born on Sept. 21, 1977, in Gaithersburg, Md.



OL LENNIE FRIEDMAN 62

HEIGHT: 6-3
WEIGHT: 290
COLLEGE: DUKE
BIRTHDATE: AUG. 13, 1976

HOW ACQUIRED: TR. (CHI.) - '06
YEAR WITH BROWNS: 3RD
YEAR IN NFL: 10TH
CONTRACT: SIGNED THRU 2008

GAMES PLAYED/STARTED: 1999 (0/0); 2000 (16/8, 1/0); 2001 (15/14); 2002 (2/0); 2003 (16/8); 2004 (5/2); 2005 (11/0, 0/0); 2006 (16/2); 2007 (16/0).
CAREER GAMES: 97 GAMES, 34 STARTS.
POSTSEASON GAMES: 1 GAME, 0 STARTS.

CAREER TRANSACTIONS: Originally drafted by Denver in the second round, 61st overall, in the 1999 NFL Draft...Signed by Washington as an unrestricted free agent on March 5, 2003...Waived by Washington on Nov. 23, 2005...Signed by Chicago as a free agent on Nov. 29, 2005...Traded by Chicago to Cleveland for a conditional draft choice on Aug. 24, 2006...Signed by Cleveland as an unrestricted free agent to a one-year contract on March 21, 2007...Signed by Cleveland as an unrestricted free agent to a one-year contract on March 11, 2008.

CAREER HIGHLIGHTS: Versatile lineman at both the center and guard positions, including a brief stint as defensive tackle...Nine-year veteran who has played in 97 career games, including 34 starts, during his career with Denver, Washington, Chicago and Cleveland.

FUN FACTS

- Key part of the kickoff return wedge blocking unit and helped KR Joshua Cribbs lead the NFL in 2007 with a 30.7 avg.
- Inducted into the National Jewish Sports Hall of Fame and Museum in 2004.

SEASONAL REVIEWS

2007: In his second season with the Browns, provided depth at the guard and center positions and appeared in all 16 games on special teams...Key part of the kickoff return wedge blocking unit and helped KR Joshua Cribbs lead the NFL with a 30.7 avg...Also reported as tackle eligible in short-yardage and goal line situations...Replaced starting LG Eric Steinbach (stinger) for two plays late in the 2nd quarter vs. Baltimore on Sept. 30...Added 2 kickoff returns for 14 yards (7.0 avg.), including a long of 13 yards at St. Louis on Oct. 28...Replaced starting RG Seth McKinney (shoulder) in the 3rd quarter vs. Seattle on Nov. 4.

2006: Veteran lineman joined the Browns via trade on Aug. 24, during training camp...Provided depth along the line at both the guard and center positions and was a key contributor on special teams...Appeared in all 16 games,



LENNIE FRIEDMAN CONTINUED...

and started two games including one at left guard at Baltimore on Dec. 17, and one at right guard at Houston on Dec. 31...Lined up as tackle eligible in short yardage situations vs. Baltimore on Sept. 24...Saw his first action vs. Denver on Oct. 22, and played one series at right guard, one series at left guard and one series at center... Replaced starting RG Joe Andruzzi (right knee) in the 2nd quarter vs. N.Y. Jets on Oct. 29, and was part of a line that helped RB Reuben Droughns rush for 125 yards...Played left guard for one series and right guard for one series in the 3rd quarter at San Diego on Nov. 5...Played left guard for two series in the second half at Atlanta on Nov. 12...Played right guard for one series vs. Pittsburgh on Nov. 19...Replaced starting LG Andruzzi (knee) in the 2nd quarter at Pittsburgh on Dec. 7...Made his first Browns start at left guard for Andruzzi (knee) at Baltimore on Dec. 17...Replaced starting right guard Cosey Coleman (ankle) in the 2nd quarter vs. Tampa Bay on Dec. 24, and also had 1 kickoff return for 2 yards...In the regular season finale, started at right guard for Coleman (ankle) and was part of an offensive line that helped the Browns rush for 127 yards.

2005: Began the season with Washington and played in the first 10 regular season games on special teams and was a reserve guard and center for the Redskins...Waived by Washington on Nov. 23...Signed by Chicago on Nov. 29, and appeared in one game as a reserve offensive guard...Made a brief stint at defensive tackle as well... Made his only appearance at Minnesota on Jan. 1...Inactive for the NFC Divisional Playoff Game vs. Carolina on Jan. 15.

2004: In his second season with Washington, appeared in five games, including two starts at center...Added depth to the offensive line at both the center and guard positions...Started the first two games of the regular season at center...Also played right guard vs. Philadelphia on Nov. 21, when starter Randy Thomas went down with an injury.

2003: Signed by Washington as an unrestricted free agent and appeared in all 16 games, including eight starts at center...Made his first career start at center vs. Seattle on Nov. 9.

2002: In his fourth season with Denver, played in two games as a reserve guard and center.

2001: In his third season with the Broncos, appeared in 15 games, including 14 starts at left guard...Returned to the starting lineup at Miami on Dec. 2, and was effective though he missed several plays after aggravating a right medial knee sprain.

2000: Allocated by the Broncos to NFL Europe to play with the Barcelona Dragons...Returned for training camp and went on to play in all 16 regular season games, including eight starts...Took over the starting left guard spot due to injury...Saw his first offensive action at left guard in the 4th quarter vs. Cleveland on Oct. 15...Made his first NFL start at Cincinnati on Oct. 22...Played on special teams in the AFC Wild Card Playoff Game at Baltimore on Dec. 31.

1999: In his rookie season with Denver, tore his left anterior cruciate ligament in the pre-season and was placed on Injured Reserve on Aug. 31.

COLLEGE: Three-year starter at left guard for Duke where he earned first-team All-ACC honors from *The Sports Network* as a senior...Became first true freshman offensive lineman to play at Duke since Chris Port in 1986... Earned his degree in psychology.

PERSONAL: Married to his wife, Katie, and the couple have two daughters, Sayde and Eliana, and a son, Connor...Born Oct. 13, 1976, in Milford, N.J...Super Prep Top 17 and All-New Jersey player at West Milford (N.J.) High School after starting three years on both sides of the ball...Earned three letters in football, two in basketball and three in track and field...Member of National Honor Society and recipient of the Scholar Athlete Award... Inducted to the National Jewish Sports Hall of Fame and Museum in 2004.

**LB KRIS GRIFFIN 53**

HEIGHT: 6-3
WEIGHT: 245
COLLEGE: INDIANA (PA.)
BIRTHDATE: MAY 27, 1981

HOW ACQUIRED: W. (K.C.) -07
YEAR WITH BROWNS: 2ND
YEAR IN NFL: 4TH
CONTRACT: SIGNED THRU 2008

GAMES PLAYED/STARTED: 2005 (8/0); 2006 (16/0, 1/0); 2007 (12/0).
CAREER GAMES: 36 GAMES, 0 STARTS.
POSTSEASON GAMES: 1 GAME, 0 STARTS.

CAREER TRANSACTIONS: Signed by Kansas City as an undrafted rookie free agent on April 26, 2005...Waived by Kansas City on May 22, 2007...Claimed by Cleveland via waivers on May 23, 2007.

SEASONAL REVIEWS

2007: Began the season with Kansas City, however, was waived on May 22...Claimed by Cleveland via waivers and earned a roster spot by specializing on special teams...Appeared in 12 games and totaled 14 special teams



KRIS GRIFFIN CONTINUED...

tackles before a knee injury suffered at Arizona on Dec. 2, ended his season...At the time of his injury was tied for second on the club on special teams tackles and ended up ranking fifth on the club in that category...Made his Browns debut by playing on special teams with 1 tackle vs. Pittsburgh on Sept. 9...Added 2 special teams tackles vs. Cincinnati on Sept. 16, and added 2 stops at Oakland on Sept. 23...Made 2 special teams tackles vs. Baltimore on Sept. 30, 3 tackles at New England on Oct. 7, and added 1 stop vs. Miami on Oct. 14...Played on special teams at St. Louis on Oct. 28, and left the game in the 2nd quarter with an Achilles injury...Returned the following week to play on special teams vs. Seattle on Nov. 4...Added 2 special teams tackles at Baltimore on Nov. 18, and 1 stop vs. Houston on Nov. 25...Injured his knee on the opening kickoff at Arizona on Dec. 2, and did not return...Placed on Injured Reserve on Dec. 5, and missed the final four regular season games.

2006: Allocated by Kansas City to NFL Europe and played in 10 games, including nine starts, for the Hamburg Sea Devils...Ranked third on the club with 41 tackles, 1 sack for 9 yards, 5 PBU and 5 special teams tackles...During training camp established himself as a special teams specialist and went on to appear in 16 games and led the team with 22 special teams tackles...Also had 3 tackles on defense...Recorded 2 special teams stops at Denver on Sept. 17, and notched 4 special teams tackles at Arizona on Oct. 8...Collected 2 special teams tackles at Pittsburgh on Oct. 15, and 2 special teams stops vs. Seattle on Oct. 29...Saw action a LOLB in place of injured Derrick Johnson and Keyaron Fox at St. Louis on Nov. 5, and totaled 1 tackle and added 2 special teams tackles...Notched 1 tackle at LB vs. Oakland on Nov. 19...Recorded 1 tackle on defense and 2 special teams tackles vs. Baltimore on Dec. 10...Collected 2 special teams tackles at San Diego on Dec. 17, and 2 special teams stops vs. Jacksonville on Dec. 31...Played in the AFC Wild Card Game at Indianapolis on Jan. 6, 2007.

2005: In his rookie season with Kansas City, played in eight games with 3 tackles, 1 QB pressure and also added 2 special teams stops and 1 recovered fumble on special teams...Inactive vs. N.Y. Jets on Sept. 11, and at Oakland on Sept. 18...Made his NFL debut at Denver on Sept. 26, and recorded 1 tackle, 1 QB pressure and 1 special teams stop...Produced 1 tackle vs. Philadelphia on Oct. 2, and recovered a fumble on a kickoff by the Eagles Roderick Hood...Suffered a right hamstring strain at Houston on Nov. 20, and was placed on Injured Reserve on Nov. 25.

COLLEGE: Spent three years at Indiana (Pa.) after beginning his college career at NAIA Geneva College in Beaver Falls, Pa...Played in 22 games at IUP, and recorded 152 tackles, 79 solo, 38 TFL, 12 sacks, 11 interceptions and 7 PBU...Appeared in nine games as a senior in 2004, recording 51 tackles, 28 solo, 9 TFL, 4 sacks for 13 yards, 1 interception and 2 PBU...Played in the Cactus Bowl, the Division II All-Star Game...Redshirted in 2003 with an elbow injury...Saw action in 13 games as a junior in 2002, and registered 101 tackles, 51 solo, 6 TFL, 1 sack and 2 interceptions...Saw action in 18 contests in two seasons at Geneva, and produced 109 tackles, 60 solo, 24 TFL, 7 sacks and 8 interceptions...Played in nine games in 2001 during his sophomore season, and tallied 58 tackles, 32 solo, 6 TFL, 1 sack and 2 interceptions...Saw duty in nine contests as a freshman in 2000, with 51 tackles, 28 solo, 17 TFL, 6 sacks and 6 interceptions...Majored in Sports Administration at Indiana (Pa.).

PERSONAL: Born May 27, 1981, in Beaver, Pa...A three-sport athlete at Rochester High School in Rochester, Pa...Earned first-team all-conference as both a safety and wide receiver...Full name: Kristofor Lawrence Griffin...Married, wife Kristen with a son Jayden (4) and a daughter Brooklyn (2).

GRIFFIN'S SINGLE GAME CAREER HIGHS

TACKLES: 1 on six occasions

GRIFFIN'S CAREER DEFENSIVE STATISTICS

YEAR	TEAM	GP	GS	TACKLES						QB PRE	INTERCEPTIONS				FUMBLES			SP T TACKLE		
				TOT	SO	ASST	TFL	SK	YDS		NO	YDS	LG	TD	PD	FF	FR		YDS	
2005	Kansas City	8	0	3	2	1	0	0	0.0	0.0	1	0	0	0	0	0	0	0	0	2
2006	Kansas City	16	0	3	2	1	0	0	0.0	0.0	0	0	0	0	0	0	0	0	0	22
2007	Cleveland	12	0	0	0	0	0	0	0.0	0.0	0	0	0	0	0	0	0	0	0	14
NFL	TOTALS	36	0	6	4	2	0	0.0	0.0	1	0	0	0	0	0	0	0	0	0	38



OL REX HADNOT 70

HEIGHT: 6-2
 WEIGHT: 320
 COLLEGE: HOUSTON
 BIRTHDATE: JAN. 28, 1982
 GAMES PLAYED/STARTED: 2004 (15/7); 2005 (16/16); 2006 (16/16); 2007 (16/16).
 CAREER GAMES: 63 GAMES, 55 STARTS.
 POSTSEASON GAMES: 0 GAMES, 0 STARTS.

HOW ACQUIRED: UFA (MIA.) - '08
 YEAR WITH BROWNS: 1ST
 YEAR IN NFL: 5TH
 CONTRACT: SIGNED THRU 2009

CAREER TRANSACTIONS: Originally drafted by the Miami Dolphins in the sixth round, 174th overall, in the 2004 NFL Draft...Signed by Cleveland as an unrestricted free agent on March 10, 2008.

REX HADNOT CONTINUED...

SEASONAL REVIEWS

2007: Started at right guard all 16 games...Was part of an offensive line that started the first 12 games of the season together...Credited with minus two reception yardage when he received a lateral following a John Beck to Patrick Cobbs completed pass at Pittsburgh on Nov. 26.

2006: Started all 16 games at center, the second straight year in which he opened all 16 contests...Missed only 17 snaps all season long...Key part of a line that led the way for a running game which averaged 4.2 yards per carry.

2005: Stared all 16 games...Opened the first 13 contests at right guard and the final three at center for the injured Seth McKinney (lower leg)...Part of an offensive line that yielded just 26 sacks, the fourth-lowest in the NFL, and led a running game that averaged 118.6 yards an outing and 4.3 yards per rush, which ranked seventh and fourth in the AFC, respectively...Took part in every offensive snap in 14 of 16 contests over the course of the year.

2004: As a rookie with Miami, played in 15 games, including seven starts...Dressed but did not play in one contest...Made his first NFL start at left guard in place of the injured Jeno James (knee) at Seattle on Nov. 21...Also started the following week at San Francisco on Nov. 28...Moved over and started the final five games at right guard.

COLLEGE: Four-year letterman (2000-03) and three-year starter (2001-03) at Houston...Started all 13 games at center as a senior after playing guard his first three seasons...Named as a first-team All-Conference USA pick...Did not allow a sack in more than 400 pass attempts...Set team record with 196 knockdown blocks...Played in the Hula Bowl following the season...Started all 12 games at guard as a junior...Named as a second team All-Conference USA choice...Did not allow a sack in 11 of 12 games...Named the Cougars' Offensive Player of the Week for his performance against Texas as he recorded seven pancake blocks and 13 knockdowns...Started 11 games as a sophomore...Did not give up a sack...Played in all 11 games as a redshirt freshman...Redshirted as a true freshman in 1999...Majored in economics.

PERSONAL: Full name is Jonathan Rex Hadnot, Jr...Born Jan. 28, 1982 in Lufkin, Texas...Has a daughter, Kalyn Denise...Attended Lufkin (Texas) High School...Named the best offensive lineman in District 12-5A as a senior in 1998...Helped lead his team to a 10-4 record and the quarterfinals of the state playoffs as a senior...Is a cousin of former Texas Tech running back James Hadnot, a third-round draft choice of Kansas City in 1980, who played with the Chiefs through 1983.



RB JEROME HARRISON 35

HEIGHT: 5-9

WEIGHT: 205

COLLEGE: WASHINGTON STATE

BIRTHDATE: FEB. 26, 1983

HOW ACQUIRED: D5A - '06

YEAR WITH BROWNS: 3RDYEAR IN NFL: 3RD

CONTRACT: SIGNED THRU 2009

GAMES PLAYED/STARTED: 2006 (10/1); 2007 (8/0).

CAREER GAMES: 18 GAMES, 1 START.

POSTSEASON GAMES: 0 GAMES, 0 STARTS.

CAREER TRANSACTIONS: Originally drafted by Cleveland in the fifth round, 145th overall, in the 2006 NFL Draft.

SEASONAL REVIEWS

2007: In his second season with the Browns appeared in eight games and added 23 carries for 142 yards (6.2 avg.) and 2 receptions for 19 yards...Played on special teams in the opener vs. Pittsburgh on Sept.

9...Inactive for the next four contests...Had a season-high 8 carries for 57 yards and 1 reception for 15 yards vs. Miami on Oct. 14...In the game against the Dolphins, provided a spark to the offense in the 1st quarter with 3 carries for 28 yards and 1 reception for 15 yards on a 10-play, 67-yard (6:08) drive, capped by QB Derek Anderson's 1-yard TD run to open a 14-3 lead and also in the 4th quarter, added 5 carries for 29 yards on the 9-play, 67-yard (4:27) drive, capped by Anderson's 16-yard TD pass to Braylon Edwards...The following week at St. Louis on Oct. 28, carried 5 times for 32 yards and provided a spark in the second half with all of his 5 rushes for 32 yards coming on a 12-play, 45-yard (7:51) drive, capped by K Phil Dawson's 45-yard FG to open a 27-20 lead...Played on special teams vs. Seattle on Nov. 4...Inactive the next three games...Returned and played on special teams at Arizona on Dec. 2...Added 2 carries for 21 yards, including a career-long for 17 yards at N.Y. Jets on Dec. 9...Played on special teams vs. Buffalo on Dec. 16...Inactive at Cincinnati on Dec. 23...In the regular season finale vs. San Francisco on Dec. 30, had 8 carries for 32 yards and 1 reception for 4 yards.

2006: In his rookie season with the Browns, appeared in 10 games, including one start, as a third-down back for the offense and totaled 60 yards on 20 carries (3.0 avg.) and 9 receptions for 47 yards (5.2 avg.)...Made his NFL

FUN FACTS

• Very active in the Cleveland community by supporting charitable events such as Shop with a Jock and the NFL's Hometown Huddle.



JEROME HARRISON CONTINUED...

debut in the opener vs. New Orleans on Sept. 10, with 2 carries for 14 yards...Added 2 receptions for 17 yards at Cincinnati on Sept. 17...Made his first career start for the injured Reuben Droughns (shoulder) vs. Baltimore on Sept. 24, with 2 carries for 1 yard and 1 reception for 2 yards...Added 3 carries for -3 yards and 1 reception for 12 yards at Oakland on Oct. 1...Had 3 carries for 14 yards and a season-high 4 receptions for 10 yards at Carolina on Oct. 8...Inactive vs. Denver on Oct. 22 and vs. N.Y. Jets on Oct. 29...Added 2 carries for 13 yards at San Diego on Nov. 5...Inactive at Atlanta on Nov. 12...Tied a season-high with 4 carries for 5 yards vs. Pittsburgh on Nov. 19...Added 3 carries for 18 yards and 1 reception for 6 yards vs. Cincinnati on Nov. 26...Inactive for the next three contests vs. Kansas City on Dec. 3, at Pittsburgh on Dec. 7, and at Baltimore on Dec. 17...Played with no carries vs. Tampa Bay on Dec. 24...In the regular season finale at Houston on Dec. 31, added 1 carry for -2 yards.

COLLEGE: Played two seasons at Washington State after transferring from Pasadena City Junior College (Calif.)...Played in 22 games, including 16 starts for Washington State and totaled 482 carries for 2,800 yards (5.8 avg.) and 25 TDs...Finished his career by rushing for at least 100 yards or more in his final 14 games, including four 200-yard rushing performances...Also added 34 receptions for 275 yards (8.1 avg.) and 1 TD...Finished his career at Washington State as the school's leader in single-season yards rushing (1,900), second in career rushing TDs (25), second in single-season all-purpose yards (2,113), fifth in career rushing yards (2,800), sixth in career rushing attempts (482) and sixth in all-purpose yards (3,267)...In the spring of 2005, earned the nickname "Ghost" for the way he seemed to disappear for long runs coming out of the backfield...Lettered twice (2002-03) at Pasadena City Junior College (Calif.) and gained 2,092 yards with 21 TDs on 296 rushing attempts (7.1 avg.), becoming the first player to rush for over 1,000 yards twice in a career...Also added 31 receptions for 299 yards and 1 TD.

PERSONAL: Attended Kalamazoo (Mich.) High School...All-American honorable mention and *Detroit Free Press* All-State selection as a senior...Added All-Conference first-team and All-State honorable mention during his junior year, serving as team captain during both seasons...Shattered school single-season records as a senior, piling up 2,338 yards and 31 TDs...Humanities/Communications major...Son of Debbie and Jerome Purcell...Born on Feb. 26, 1983, in Kalamazoo, Mich.

HARRISON'S SINGLE-GAME CAREER HIGHS

RUSHING ATTEMPTS: 8 vs. Miami 10/14/07

RUSHING YARDS: 57 vs. Miami 10/14/07

LONG RUSH: 17 at N.Y. Jets 12/9/07

RECEPTIONS: 4 at Carolina 10/8/06

RECEIVING YARDS: 17 at Cincinnati 9/17/06

LONG RECEPTION: 15 vs. Miami 10/14/07

HARRISON'S CAREER OFFENSIVE STATISTICS

YEAR	TEAM	GP	GS	RUSHING					RECEIVING				
				ATT	YDS	AVG	LG	TD	NO	YDS	AVG	LG	TD
2006	Cleveland	10	1	20	60	3.0	15	0	9	47	5.2	12	0
2007	Cleveland	8	0	23	142	6.2	17	0	2	19	9.5	15	0
NFL	TOTALS	18	1	43	202	4.7	17	0	11	66	6.6	15	0



TE STEVE HEIDEN 82

HEIGHT: 6-5

WEIGHT: 270

COLLEGE: SOUTH DAKOTA STATE

BIRTHDATE: SEPT. 21, 1976

HOW ACQUIRED: TR.(S.D.) - '02

YEAR WITH BROWNS: 7TH

YEAR IN NFL: 10TH

CONTRACT: SIGNED THRU 2011

GAMES PLAYED/STARTED: 1999 (11/0); 2000 (15/3); 2001 (16/10); 2002 (16/6, 1/1); 2003 (9/9); 2004 (13/13); 2005 (15/13); 2006 (16/6); 2007 (16/6).
CAREER GAMES: 127 GAMES, 66 STARTS.

POSTSEASON GAMES: 1 GAME, 1 START.

CAREER TRANSACTIONS: Originally drafted by San Diego in the third round, 69th overall, in the 1999 NFL Draft...Traded from San Diego to Cleveland on Aug. 31, 2002.

CAREER HIGHLIGHTS: Had a career-high 43 receptions for 401 yards with Cleveland in 2005...Established a career-high 7 receptions for 82 yards and 3 TDs at Cincinnati on Nov. 28, 2004...Grabbed a career-long 62-yard TD reception at Green Bay on Sept. 18, 2005.

SEASONAL REVIEWS

2007: In his seventh season with the Browns, appeared in all 16 games, including six starts...Added 12 receptions for 104 yards...Valuable blocking tight end and helped the offense improve in every category as the offense improved to eighth overall (351.3 ypg), including 10th rushing (118.4 ypg) and 12th passing (232.9 ypg), com-



STEVE HEIDEN CONTINUED...

pared to 2006 offensive rankings with 31st overall, including 31st rushing and 23rd passing...Also key part of the kickoff return blocking unit and helped KR Joshua Cribbs lead the NFL with a 30.7 avg...In the opener vs. Pittsburgh on Sept. 9, added 1 reception for 3 yards...Had a season-high 27-yard reception vs. Cincinnati on Sept. 16...Threw a key block in the 2nd quarter on KR Joshua Cribbs 99-yard kickoff return for TD at Oakland on Sept. 23...Started with 1 reception for 1 yard vs. Baltimore on Sept. 30...Added 2 receptions for 10 yards at New England on Oct. 7...Had 1 reception for 8 yards at St. Louis on Oct. 28, and 1 reception for 6 yards vs. Seattle on Nov. 4...Started with 1 reception for 2 yards at Baltimore on Nov. 18...Started and had 1 reception for 12 yards at Arizona on Dec. 2...Started and added 2 receptions for 20 yards at N.Y. Jets on Dec. 9...Started at Cincinnati on Dec. 23, and vs. San Francisco on Dec. 30, with 1 reception for 15 yards.

2006: Appeared in all 16 regular season games, including six starts, and tallied 36 receptions for 244 yards and 2 TDs...Had a season-high 2 TDs with 5 receptions for 27 yards vs. Kansas City on Dec. 3...In the opener vs. New Orleans on Sept. 10, had 1 reception for 2 yards...Added 2 receptions for 13 yards at Cincinnati on Sept. 17, and 1 kickoff return for 11 yards...Collected 2 receptions for 18 yards vs. Baltimore on Sept. 24, and 1 reception for 6 yards at Oakland on Oct. 1...Recorded 2 receptions for 21 yards at Carolina on Oct. 8, and started with 2 receptions for 10 yards vs. Denver on Oct. 22...Started with 3 receptions for 23 yards vs. N.Y. Jets on Oct. 29...Started and added 2 receptions for 14 yards at San Diego on Nov. 5...Added 4 receptions for 24 yards at Atlanta on Nov. 12, and made a key play on special teams in the 2nd quarter with a deflected punt on Falcons P Michael Koenen resulting in a 12-yard punt to the Atlanta 36-yard line...Started with 2 receptions for 14 yards vs. Pittsburgh on Nov. 19, and added 2 receptions for 14 yards vs. Cincinnati on Nov. 26...Had a season-high 5 receptions for 27 yards, including 2 TDs vs. Kansas City on Dec. 3, and in the 4th quarter, capped an 8-play, 81-yard (3:24) scoring drive with a 6-yard TD reception from QB Derek Anderson to cut the deficit, 28-21, and late in the 4th quarter, capped the 9-play, 70-yard (4:42) drive with a 3-yard TD reception from Anderson to tie the game, 28-28, and force overtime...Started with 2 receptions for 21 yards at Pittsburgh on Dec. 7, and added 3 receptions for 20 yards at Baltimore on Dec. 17...Started in the regular season finale at Houston on Dec. 31, with 2 receptions for 17 yards.

2005: Played in 15 games, including 13 starts, and established career-highs with 43 receptions and 401 yards receiving...Ranked second on the team with 43 receptions, tied for second with 3 TDs and fourth with 401 yards receiving...His 43 receptions were the most by a Browns TE since 1985 (62, Ozzie Newsome)...20 of his 43 receptions resulted in first downs...Had a season-high 6 receptions for a career-high 104 yards receiving at Green Bay on Sept. 18, including a 62-yard TD reception...Started and had 3 receptions for 32 yards, including a long of 20 yards vs. Cincinnati on Sept. 11, as all 3 receptions resulted in first downs...Established a career-high 104 yards receiving and led the team with 6 receptions and 2 TDs at Green Bay on Sept. 18...In the 1st quarter, capped a 10-play, 71-yard (6:00) drive with a 1-yard TD toss from Trent Dilfer to tie the game, 7-7, as Heiden was 2-23 receiving on the drive...Late in the 4th quarter, connected with Dilfer on a 62-yard TD pass, the longest of his career, to open a 26-17 lead...Started and had 4 receptions for 38 yards at Baltimore on Oct. 16...Started and added 4 receptions for 43 yards, including a long of 17 yards at Houston on Oct. 30...Started and had 4 receptions for 31 yards vs. Miami on Nov. 20, and threw a key block downfield on RB Reuben Droughns 75-yard TD run in the 1st quarter...Started and added 5 receptions for 55 yards, including a long of 16 yards at Minnesota on Nov. 27...Started with 3 receptions for 27 yards and 1 TD at Cincinnati on Dec. 11...In the 2nd quarter, capped a five-play, 19-yard (2:32) TD drive with a 2-yard TD reception from Charlie Frye to open a 14-7 lead...Placed on Injured Reserve on Dec. 27, due to an ankle injury.

2004: Had a breakout year as he recorded 28 receptions for 287 yards (10.3 avg.) and a career-high 5 TDs, despite missing the first three games of the season with a knee injury...Started in 13 games and his 5 TDs led the team...Ranked fourth on the club with 28 receptions and 287 yards receiving...Had a career-game at Cincinnati on Nov. 28, as he had a career-high 7 receptions for 82 yards and 3 TDs...His 3 TDs also tied a franchise record (ninth time in franchise history) for TD receptions in a game...Began the season as inactive due to a knee injury vs. Baltimore on Sept. 12, at Dallas on Sept. 19 and at N.Y. Giants on Sept. 26...Made his season debut with 2 receptions for 19 yards vs. Washington on Oct. 3...Started at Pittsburgh on Oct. 10, and vs. Cincinnati on Oct. 17...Started vs. Philadelphia on Oct. 24, with 3 receptions for 42 yards and 1 TD, a 21-yard TD reception in the 3rd quarter to open a 24-21 lead...Started at Baltimore on Nov. 7, with 4 receptions for 31 yards, vs. Pittsburgh on Nov. 14, with 1 reception for 3 yards, and vs. N.Y. Jets on Nov. 21, with 3 receptions for 19 yards...Started and established a career-high with 7 receptions for 82 yards and 3 TDs at Cincinnati on Nov. 28...Started vs. New England on Dec. 5, with 2 receptions for 20 yards and also added a two-point conversion...Started at Buffalo on Dec. 12, with 2 receptions for 19 yards...Started with 1 reception for 5 yards vs. San Diego on Dec. 19, and started at Miami on Dec. 26, with 1 reception for 27 yards...In the regular season finale at Houston on Jan. 2, started and had 2 receptions for 20 yards and 1 TD, a nine-yard TD reception in the 3rd quarter from QB Kelly Holcomb to open a 16-7 lead.

FUN FACTS

- Is a partner in an athletic training facility, Athletic Development Corp., using science and technology for prep and collegiate athletes in Valley View, Ohio.
- Very active in the Cleveland community by supporting various charitable endeavors such as Read with the Browns, NFL's Hometown Huddle and Athletes in Action.
- Recorded his first career TD reception and blocked a punt in the same game at Carolina on Dec. 17, 2000.



STEVE HEIDEN CONTINUED...

2003: In his second season with the Browns, recorded 18 receptions for 134 yards (7.4 avg.), despite missing the final seven games of the season due to an ankle injury...Solidified the starting tight end position out of training camp with blocking and pass catching ability, and started the first nine games...Had a reception in seven of the nine games played...Established a season-high 6 receptions at New England on Oct. 26...Opened the season with 2 receptions for 22 yards vs. Indianapolis on Sept. 7...Added 1 reception for 5 yards at Baltimore on Sept. 14, and 3 receptions for 25 yards at San Francisco on Sept. 21...Started at Cincinnati on Sept. 28 with 1 reception for 3 yards and added 2 catches for 30 yards at Pittsburgh on Oct. 5...Added 3 receptions for 15 yards vs. San Diego on Oct. 19, and a season-high 6 catches for 34 yards at New England on Oct. 26...Started at Kansas City on Nov. 9, and left the game in the 2nd quarter with an ankle injury...Placed on Injured Reserve (ankle) on Nov. 12.

2002: Acquired by the Browns at the end of training camp in a trade with San Diego...Appeared in all 16 regular season games, including six starts...Solid blocking end who helped the running game improve from 31st to 23rd in the NFL with 100.9 rushing yards per game...Totaled 17 receptions for 105 yards (6.2 avg.), including 1 TD...Added a 1-yard TD reception vs. Pittsburgh on Nov. 3...Had a season-high 5 receptions for 21 yards at Jacksonville on Dec. 8...Also was a key player on special teams with 7 tackles...In his Browns debut started vs. Kansas City on Sept. 8...Started vs. Cincinnati on Sept. 15, with 1 reception for 8 yards...Played at Tennessee on Sept. 22, with 1 reception for 11 yards and threw a key block in the 3rd quarter to allow PR Dennis Northcutt to race 74-yards for TD on a punt return...Had 1 special teams tackle at Pittsburgh on Sept. 29...Played vs. Baltimore on Oct. 6, and added 1 reception for 12 yards at Tampa Bay on Oct. 13...Played vs. Houston on Oct. 20, and appeared on special teams with 1 tackle and made a key play by forcing a fumble, which the Browns converted to a TD in a 34-17 win over the Texans...Played on special teams at N.Y. Jets on Oct. 27, and added a 1-yard TD reception vs. Pittsburgh on Nov. 3...Started at Cincinnati on Nov. 17, and had 2 receptions for 15 yards and made a key play on special teams with a fumble recovery in the 4th quarter and added 2 special teams tackles...Had 1 reception for 8 yards at New Orleans on Nov. 24, and 2 receptions for 18 yards vs. Carolina on Dec. 1...Started at Jacksonville on Dec. 8, and recorded a season-high 5 receptions for 21 yards...Started vs. Indianapolis on Dec. 15, and added 1 reception for 2 yards at Baltimore on Dec. 22...In the regular season finale vs. Atlanta on Dec. 29, had 2 receptions for 9 yards...In the AFC Wild Card Game at Pittsburgh on Jan. 5, started and also played on special teams.

2001: In his third season with San Diego, appeared in all 16 regular season games for the first time in his career, including 10 starting assignments...Totaled 8 receptions for 55 yards...Caught a 3-yard TD reception at New England on Oct. 14.

2000: Caught 6 passes for 32 yards and 1 TD...Also contributed 7 tackles on special teams, 1 blocked punt and 1 recovered fumble on special teams...Played in 15 games with three starting assignments...Caught first-career TD pass for 4 yards at Carolina on Dec. 17...Also blocked first-career punt at Carolina on Dec. 17.

1999: In his rookie season with San Diego saw action in 11 regular season games...Contributed 2 tackles on special teams...Made his NFL debut on special teams vs. Seattle on Oct. 17.

COLLEGE: Collegiate career totals at South Dakota State include 112 receptions for 1,499 yards (13.4 avg.) and 8 TDs...Earned first-team All-North Central Intercollegiate Athletic Conference honors in 1998...Also earned first-team all-conference academic honors...Voted second-team All-America by *Sports Network* and third-team Division II All-America by *Football Gazette*...Selected to Daktronics All-Midwest Region second team...Honorable mention all-conference choice as junior and sophomore...Majored in early childhood education.

PERSONAL: Born Steve Allen Heiden on Sept. 21, 1976, in Rushford, Minn...Lettered in football and basketball at Rushford-Peterson (Minn.) High School...All-state selection by *Minneapolis Star Tribune* as senior...Earned all-area honors from *Rochester Post Bulletin* and *Winona Daily News*...Married the former Jessica Preusse in the summer of 2003 in Minnesota and the couple have a daughter, Madison, 1...Active in the Cleveland community with support to the Thanksgiving Turkey Giveaway program and the holiday Clothe-A-Child program.

HEIDEN'S SINGLE-GAME CAREER HIGHS

RECEPTIONS: 7 at Cincinnati 11/28/04

RECEIVING YARDS: 104 at Green Bay 9/18/05

RECEIVING TDs: 3 at Cincinnati 11/28/04

LONG RECEPTION: 62t at Green Bay 9/18/05



STEVE HEIDEN CONTINUED...

HEIDEN'S CAREER OFFENSIVE STATISTICS

YEAR	TEAM	GP	GS	NO	YDS	RECEIVING			SP T
						AVG	LG	TD	TACKLE
1999	San Diego	11	0	0	0	0.0	0	0	2
2000	San Diego	15	3	6	32	5.3	10	1	7
2001	San Diego	16	10	8	55	6.9	16	1	0
2002	Cleveland	16	6	17	105	6.2	12	1	7
2003	Cleveland	9	9	18	134	7.4	17	0	1
2004	Cleveland	13	13	28	287	10.3	30	5	1
2005	Cleveland	15	13	43	401	9.3	62t	3	0
2006	Cleveland	16	6	36	244	6.8	13	2	0
2007	Cleveland	16	6	12	104	8.7	27	0	0
NFL	TOTALS	127	66	168	1,362	8.1	62t	13	18

HEIDEN'S CAREER POSTSEASON OFFENSIVE STATISTICS

YEAR	TEAM	GP	GS	NO	YDS	RECEIVING			SP T
						AVG	LG	TD	TACKLE
2002	Cleveland	1	1	0	0	0.0	0	0	0
NFL	TOTALS	1	1	0	0.0	0.0	0	0	0

HEIDEN'S 2007 GAME-BY-GAME OFFENSIVE STATS

DATE	OPPONENT	NO	YARDS	AVG	LONG	TD
9/9	Pitt.	1	3	3.0	3	0
9/16	Cin.	1	27	27.0	27	0
9/23	@ Oak.	0	0	0.0	0	0
9/30	Balt.	1	1	1.0	1	0
10/7	@ NE	2	10	5.0	7	0
10/14	Mia.	0	0	0.0	0	0
10/28	@ St. L.	1	8	8.0	8	0
11/4	Sea.	1	6	6.0	6	0
11/11	@ Pitt.	0	0	0.0	0	0
11/18	@ Balt.	1	2	2.0	2	0
11/25	Hou.	0	0	0.0	0	0
12/2	@ Ari.	1	12	12.0	12	0
12/9	@ NYJ	2	20	10.0	19	0
12/16	Buff.	0	0	0.0	0	0
12/23	@ Cin.	0	0	0.0	0	0
12/30	S.F.	1	15	15.0	15	0
TOTALS	16 GM	12	104	8.7	27	0

HEIDEN'S 2006 GAME-BY-GAME OFFENSIVE STATS

DATE	OPPONENT	NO	YARDS	AVG	LONG	TD
9/10	N.O.	1	2	2.0	2	0
9/17	@ Cin.	2	13	6.5	10	0
9/24	Balt.	2	18	9.0	9	0
10/1	@ Oak.	1	6	6.0	6	0
10/8	@ Car.	2	21	10.5	13	0
10/22	Den.	2	10	5.0	5	0
10/29	NYJ	3	23	7.7	12	0
11/5	@ S.D.	2	14	7.0	8	0
11/12	@ Atl.	4	24	6.0	8	0
11/19	Pitt.	2	14	7.0	8	0
11/26	Cin.	2	14	7.0	8	0
12/3	K.C.	5	27	5.4	9	2
12/7	@ Pitt.	2	21	10.5	13	0
12/17	@ Balt.	3	20	6.7	9	0
12/24	T.B.	0	0	0.0	0	0
12/31	@ Hou.	3	17	5.7	12	0
TOTALS	16 GM	36	244	6.8	13	2



HEIDEN'S 2005 GAME-BY-GAME OFFENSIVE STATS

DATE	OPPONENT	NO	YARDS	AVG	LONG	TD	
9/11	Cin.	3	32	10.7	20	0	
9/18	@ G.B.	6	104	17.3	62t	2	
9/25	@ Ind.	2	12	6.0	11	0	
10/9	Chi.	2	11	5.5	6	0	
10/16	@ Balt.	4	38	9.5	13	0	
10/23	Det.	2	8	4.0	5	0	
10/30	@ Hou.	4	43	10.8	17	0	
11/6	Tenn.	2	15	7.5	10	0	
11/13	@ Pitt.	1	0	0.0	0	0	
11/20	Mia.	4	31	7.8	9	0	
11/27	@ Minn.	5	55	11.0	16	0	
12/4	Jack.	1	4	4.0	4	0	
12/11	@ Cin.	3	27	9.0	15	1	
12/18	@ Oak.	2	8	4.0	4	0	
12/24	Pitt.	2	13	6.5	9	0	
1/1	Balt.	Injured Reserve (knee)					
TOTALS	16 GM	43	401	9.3	62t	3	

HEIDEN'S 2004 GAME-BY-GAME OFFENSIVE STATS

DATE	OPPONENT	NO	YARDS	AVG	LONG	TD	
9/12	Balt.	Inactive (knee)					
9/19	@ Dal.	Inactive (knee)					
9/26	@ NYG	Inactive (knee)					
10/3	Wash.	2	19	9.5	12	0	
10/10	@ Pitt.	0	0	0.0	0	0	
10/17	Cin.	0	0	0.0	0	0	
10/24	Phil.	3	42	14.0	21t	1	
11/7	@ Balt.	4	31	7.8	12	0	
11/14	Pitt.	1	3	3.0	3	0	
11/21	N.Y.J	3	19	6.3	10	0	
11/28	@ Cin.	7	82	11.7	30	3	
12/5	N.E.	2	20	20.0	12	0	
12/12	@ Buff.	2	19	9.5	10	0	
12/19	S.D.	1	5	5.0	5	0	
12/26	@ Mia.	1	27	27.0	27	0	
1/2	@ Hou.	2	20	10.0	11	1	
TOTALS	13 GM	28	287	10.3	30	5	

HEIDEN'S 2003 GAME-BY-GAME OFFENSIVE STATS

DATE	OPPONENT	NO	YARDS	AVG	LONG	TD	
9/7	Ind.	2	22	11.0	16	0	
9/14	@ Balt.	1	5	5.0	5	0	
9/21	@ S.F.	3	25	8.3	9	0	
9/28	Cin.	1	3	3.0	3	0	
10/5	@ Pitt.	2	30	15.0	17	0	
10/12	Oak.	0	0	0.0	0	0	
10/19	S.D.	3	15	5.0	11	0	
10/26	@ N.E.	6	34	5.7	9	0	
11/9	@ K.C.	0	0	0.0	0	0	
11/16	Ariz.	Injured Reserve (ankle)					
11/23	Pitt.	Injured Reserve (ankle)					
11/30	@ Sea.	Injured Reserve (ankle)					
12/8	St. L.	Injured Reserve (ankle)					
12/14	@ Den.	Injured Reserve (ankle)					
12/21	Balt.	Injured Reserve (ankle)					
12/28	@ Cin.	Injured Reserve (ankle)					
TOTALS	9 GM	18	134	7.4	17	0	



STEVE HEIDEN CONTINUED...

HEIDEN'S 2002 GAME-BY-GAME OFFENSIVE STATS

DATE	OPPONENT	NO	YARDS	AVG	LONG	TD
9/8	K.C.	0	0	0.0	0	0
9/15	Cin.	1	8	8.0	8	0
9/22	@ Ten.	1	11	11.0	11	0
9/29	@ Pitt.	0	0	0.0	0	0
10/6	Balt.	0	0	0.0	0	0
10/13	@ T.B.	1	12	12.0	12	0
10/20	Hou.	0	0	0.0	0	0
10/27	@ NYJ	0	0	0.0	0	0
11/3	Pitt.	1	1	1.0	1	1
11/17	@ Cin.	2	15	7.5	8	0
11/24	@ N.O.	1	8	8.0	8	0
12/1	Car.	2	18	9.0	9	0
12/8	@ Jack.	5	21	4.2	8	0
12/15	Ind.	0	0	0.0	0	0
12/22	@ Balt.	1	2	2.0	2	0
12/29	Atl.	2	9	4.5	7	0
TOTALS	16 GM	17	105	6.2	12	1

HEIDEN'S 2002 POSTSEASON OFFENSIVE STATS

DATE	OPPONENT	NO	YARDS	AVG	LONG	TD
1/5	@ Pitt.	0	0	0.0	0	0
TOTALS	1 GM	0	0	0.0	0	0



WR EFREM HILL 5

HEIGHT: 6-0

WEIGHT: 185

COLLEGE: SAMFORD

BIRTHDATE: JULY 23, 1983

HOW ACQUIRED: W.(T.B.) - '07

YEAR WITH BROWNS: 2NDYEAR IN NFL: 2ND

CONTRACT: SIGNED THRU 2008

GAMES PLAYED/STARTED: 2005 (0/0); 2006 (0/0); 2007 (0/0).

CAREER GAMES: 0 GAMES, 0 STARTS.

POSTSEASON GAMES: 0 GAMES, 0 STARTS.

CAREER TRANSACTIONS: Originally signed as an undrafted rookie free agent by Carolina on April 29, 2005... Waived by Carolina on Sept. 3, 2005...Signed by Carolina to the practice squad on Sept. 5, 2005...Signed by Carolina to the active roster on Dec. 20, 2005...Waived by Carolina on Sept. 2, 2006...Signed by Carolina to the practice squad on Oct. 17, 2006...Signed by Tampa Bay as a free agent on Jan. 17, 2007...Waived by Tampa Bay on June 25, 2007...Claimed by Cleveland via waivers on June 26, 2007...Waived-injured by Cleveland on Aug. 27, 2007.

SEASONAL REVIEWS

2007: Began the season with Tampa Bay and was waived on June 25...Claimed by Cleveland on June 26 and was waived-injured on Aug. 27.

2006: Began the year with Carolina and was waived at the end of training camp...Signed by Carolina to the practice squad on Oct. 17, and spent the final 11 weeks on the practice squad.

2005: Signed by Carolina as an undrafted rookie free agent...Waived at the end of training camp and was signed to the practice squad on Sept. 5...Spent 14 games on the Panthers practice squad and was signed to the active roster on Dec. 20...Was inactive for the final two regular season games and three postseason contests.

COLLEGE: Two-time All-Ohio Valley Conference selection...Finished career at Samford with 214 catches for 3,054 yards and 31 TDs...As a senior in 2004, was selected First-team All-Ohio Valley Conference choice and produced 71 receptions for 984 yards and 10 TDs...Led the conference with averages of 6.5 receptions and 89.5 receiving yards per game...As a junior in 2003, was named Ohio Valley Conference Offensive Player of the Year and first-team All-Conference...Named OVC Male Athlete of the Year for 2003 when he posted 92 receptions for a school-record 1,387 yards and 15 TDs...Also ranked first in nation with 126.1 receiving yards per contest... In 2002, caught 39 passes for 569 yards and 6 TDs... As a freshman in 2001, posted 12 catches for 114 yards... Majored in business.

PERSONAL: Attended North Springs High School in Atlanta, where he was a three-year starter at quarterback... Also played baseball and basketball... Born Efrem Dale Hill on July 23, 1983, in Atlanta, Ga....Married to wife, Tiya, and the couple have one daughter, Samara.





DB DAVEN HOLLY 39

HEIGHT: 5-10
 WEIGHT: 185
 COLLEGE: CINCINNATI
 BIRTHDATE: AUG. 8, 1982
 CAREER GAMES: 32 GAMES, 18 STARTS.
 POSTSEASON GAMES: 0 GAMES, 0 STARTS.

HOW ACQUIRED: FA - '06
 YEAR WITH BROWNS: 3RD
 YEAR IN NFL: 4TH
 CONTRACT: SIGNED THRU 2008

CAREER TRANSACTIONS: Originally drafted by San Francisco in the seventh round, 215th overall, in the 2005 NFL Draft...Waived by San Francisco on Sept. 3, 2005...Claimed via waivers by Chicago on Sept. 4, 2005...Waived by Chicago on June 15, 2006...Signed by Cleveland as a free agent on July 13, 2006.

CAREER HIGHLIGHTS: Had a career-year in 2006 with Cleveland as he recorded season-highs with 56 tackles, 5 interceptions and 13 PBU...Scored two defensive TDs in 2006 with a 57-yard interception returned for TD vs. Pittsburgh on Nov. 19, 2006, and a 40-yard fumble return for a TD vs. Tampa Bay on Dec. 24, 2006.

FUN FACTS

• Tied for the team lead and ranked tied for 10th in the NFL with five interceptions in 2006.

SEASONAL REVIEWS

2007: In his second season with the Browns, appeared in 15 games, including six starts, and totaled 47 tackles, 9 PBU and 1 recovered fumble...Ranked 4th on the club with 9 PBU...Had a season-high 9 solo tackles and 1 PBU at N.Y. Jets on Dec. 9...**Game 1 vs. Pittsburgh 9/9:** Played corner in the nickel defensive package...Left the game in the 3rd quarter with a concussion and did not return...**Game 2 vs. Cincinnati 9/16:** DNP (concussion)...**Game 3 at Oakland 9/23:** Played corner and added 1 PBU and 1 recovered fumble...In the 3rd quarter, recovered a fumble by Raiders WR Mike Williams at the Cleveland 45-yard line, forced by S Sean Jones, and four plays later QB Derek Anderson connected with WR Braylon Edwards on a 21-yard TD pass to open a 17-16 lead...**Game 4 vs. Baltimore 9/30:** Started at corner as the defense opened in the nickel package...Added 7 tackles, including 6 solo, and 1 PBU...**Game 5 at New England 10/7:** Started at corner as the defense opened in the nickel package with 4 tackles, including 2 solo...**Game 6 vs. Miami 10/14:** Started at corner as the defense opened in the nickel package and added 1 tackle and 2 PBU...**Game 7 at St. Louis 10/28:** Played corner in the nickel defense and added 1 solo tackle...**Game 8 vs. Seattle 11/4:** Played corner with 5 solo tackles...**Game 9 at Pittsburgh 11/11:** Played corner with 3 tackles, including 1 solo, and 1 PBU...**Game 10 at Baltimore 11/18:** Played corner and totaled 8 tackles, including 7 solo, and 1 PBU...**Game 11 vs. Houston 11/25:** Started at LDB for injured Eric Wright (knee) and added 2 tackles, including 1 solo...Part of a defensive effort that forced three turnovers, two sacks and limited Houston to only 77 net yards rushing...**Game 12 at Arizona 12/2:** Started at LDB for injured Eric Wright (knee) and added 7 tackles, including 4 solo, and 2 PBU...**Game 13 at N.Y. Jets 12/9:** Started at LDB for Eric Wright (knee) and matched a career-high with 9 tackles and added 1 PBU...**Game 14 vs. Buffalo 12/16:** Played corner and also on special teams...Part of a defensive effort that gave the Browns their first shutout since 2005 (11/20/05 vs. Miami, 22-0 win) and held the Bills to 232 net yards of offense...**Game 15 at Cincinnati 12/23:** Played corner...Also appeared on special teams with 2 tackles...**Game 16 vs. San Francisco 12/30:** Played corner...Part of a defense that limited the 49ers to only 185 net yards of offense, added 5 sacks and allowed only 73 net yards passing.

2006: Summer free agent signing by the Browns turned out to pay big dividends as the second-year corner provided depth at corner position which was ravaged with injuries and appeared in 14 games, including 12 starts...Posted 56 tackles, including 41 solo, 5 interceptions for 127 yards, 1 recovered fumble, 1 forced fumble and 13 PBU...His 5 interceptions tied for the team lead with Sean Jones and was tied for 10th in the NFL...Scored two defensive TDs with a 57-yard interception return for TD vs. Pittsburgh on Nov. 19, and a 40-yard fumble recovered for a TD vs. Tampa Bay on Dec. 24...Recorded a career-high 9 tackles vs. Cincinnati on Nov. 26...Made his first career start at RDB for the injured Gary Baxter (pectoral) and totaled 7 solo tackles and 1 forced fumble vs. Baltimore on Sept. 24...Started at RDB and added 3 tackles and 1 PBU at Oakland on Oct. 1...Started at RDB with 7 tackles and 1 PBU at Carolina on Oct. 8, and limited WR Steve Smith to only 6-62-0 receiving on the afternoon...Started at RDB with 7 solo tackles vs. Denver on Oct. 22...Started at RDB with 3 tackles and 1 PBU vs. N.Y. Jets on Oct. 29...Inactive at San Diego on Nov. 5, due to illness...Started at RDB with 2 PBU at Atlanta on Nov. 12...Started at RDB with 6 tackles, 2 interceptions for 78 yards and 1 PBU vs. Pittsburgh on Nov. 19, and in the 2nd quarter intercepted a pass from Steelers QB Ben Roethlisberger intended for WR Antonio Holmes at the Cleveland 43-yard line and returned the interception 57 yards for a TD to open a 7-0 lead, and also in the 2nd quarter, intercepted Roethlisberger on a pass intended for WR Cedrick Wilson at the Cleveland 35-yard line for 21 yards...The interceptions were the first of his NFL career and the 57-yard interception return for TD was his first NFL score...Started at RDB with a career-high 9 tackles vs. Cincinnati on Nov. 26...Played corner with 3 tackles, 1 interception and 1 PBU vs. Kansas City on Dec. 3, added his third interception of the season as he stopped a potential scoring drive by intercepting Kansas City QB Trent Green in the end zone on a pass intended for TE Kris Wilson...Started



DAVEN HOLLY CONTINUED...

at RDB with 7 tackles and a career-high 3 PBU at Pittsburgh on Dec. 7...Started at RDB with 2 tackles at Baltimore on Dec. 17...Started at RDB with 1 tackle, 1 interception for 8 yards, 1 PBU and 1 recovered fumble returned for a TD vs. Tampa Bay on Dec. 24, late in the 2nd quarter intercepted a pass from Tampa Bay QB Tim Rattay intended for WR Ike Hilliard at the Cleveland 1-yard line and returned 8 yards to the Cleveland 9-yard line to thwart a potential scoring drive and in the 4th quarter recovered a fumble after LB Kamerion Wimbley sacked QB Rattay and forced a fumble as Holly returned the fumble 40 yards for a TD...In the regular season finale at Houston on Dec. 31, started at RDB with 1 tackle, 1 interception for 41 yards and 2 PBU...In the 1st quarter, intercepted a pass from Texans QB David Carr intended for WR Andre Johnson in the end zone to thwart a potential scoring drive and returned it 41 yards to the Cleveland 41-yard line.

2005: Drafted by San Francisco in the seventh round and waived by the 49ers at the end of camp...Claimed by Chicago and played in three games and finished with 7 tackles and 2 PBU...Listed as inactive for 12 regular season games and one post season contest...Made his NFL debut by playing on special teams at Pittsburgh on Dec. 11, and also vs. Atlanta on Dec. 18...DNP at Green Bay on Dec. 25...Tallied 7 tackles and 2 PBU in the regular season finale at Minnesota on Jan. 1.

COLLEGE: Played in 49 career games at the University of Cincinnati, and recorded 85 tackles, 58 solo, 2 TFL, 9 interceptions for 58 yards and 1 TD...Also credited with 2 blocked kicks and 19 PBU...Also played on offense with 4 receptions for 28 yards...As a senior in 2004, played in every game and registered a career-high 45 tackles, 29 solo, with 2 interceptions, 1 blocked extra point and 8 PBU...Named second-team All-Conference USA for second consecutive season...As a junior in 2003, moved into the starting lineup and named second-team All-Conference USA with 23 tackles, 16 solo, 10 PBU, a team-high 6 interceptions and one returned for a TD...In 2002, began the year at wide receiver and moved to corner early in the year and finished with 17 tackles, 13 solo, 1 interceptions and 1 PBU...Played a reserve role at wide receiver in 2001 with 4 catches for 28 yards...Redshirted in 2000.

PERSONAL: Born Daven Holly on Aug. 8, 1982, in Clairton, Pa...Majored in communications...Named to Conference USA Commissioner's Honor Roll in 2001...Attended Clairton (Pa.) High School...First-team all-state selection by the *Greensburg Tribune Review* as a senior...Caught 21 passes for 651 yards and 7 TDs on offense and made 43 tackles on defense...All-district choice by the *McKeesport Daily News* after helping team to a 9-1 record and first round of the playoffs...Named all-region team by the Gridiron Greats and earned honorable mention all-conference accolades as a junior...Also lettered in basketball.

HOLLY'S SINGLE-GAME CAREER HIGHS

TACKLES: 9 vs. Cincinnati 11/26/06

INTERCEPTIONS: 2 vs. Pittsburgh 11/19/06

INTERCEPTION RETURN YARDS: 78 vs. Pittsburgh 11/19/06

DEFENSIVE SCORES: 1 vs. Pittsburgh 11/19/06 (57-yard INT return for TD); vs. Tampa Bay 12/24/06 (40-yard RF return for TD)

PASSES DEFENSED: 3 at Pittsburgh 12/7/06

FORCED FUMBLE: 1 vs. Baltimore 9/24/06

RECOVERED FUMBLE: 1 vs. Tampa Bay 12/24/06 (returned 40-yards for TD)

HOLLY'S CAREER DEFENSIVE STATISTICS

YEAR	TEAM	GP	GS	TACKLES					QB		INTERCEPTIONS				FUMBLES			SP	T
				TOT	SOLO	ASST	TFL	SK	YDS	PRE	NO	YDS	LG	TD	PD	FF	FR		
2005	Chicago	3	0	7	7	0	0	0.0	0.0	0	0	0	0	2	0	0	0	0	0
2006	Cleveland	14	12	56	41	15	0	0.0	0.0	0	5	127	57t	1	13	1	1	0	1
2007	Cleveland	15	6	47	36	11	0	0.0	0.0	00	0	0	0	0	9	0	1	0	2
NFL	TOTALS	32	18	110	84	26	0	0.0	0.0	0	5	127	57t	1	24	1	2	0	3

**LB D'QWELL JACKSON 52**

HEIGHT: 6-0

WEIGHT: 240

COLLEGE: MARYLAND

BIRTHDATE: SEPT. 26, 1983

HOW ACQUIRED: D2 - '06

YEAR WITH BROWNS: 3RD

YEAR IN NFL: 3RD

CONTRACT: SIGNED THRU 2009

GAMES PLAYED/STARTED: 2006 (13/13); 2007 (14/13).

CAREER GAMES: 27 GAMES, 26 STARTS.

POSTSEASON GAMES: 0 GAMES, 0 STARTS.

CAREER TRANSACTIONS: Originally drafted by Cleveland in the second round, 34th overall, in the 2006 NFL Draft.

CAREER HIGHLIGHTS: Led the Browns with 114 tackles in 2007...As a rookie in 2006, ranked second on the team with 115 tackles...Posted a career-high 16 tackles at Carolina on Oct. 8, 2006, and matched the total vs. Cincinnati on Nov. 26, 2006.



SEASONAL REVIEWS

2007: Second-year linebacker appeared in 14 games, including 13 starts at weakside linebacker, and led the team with 114 tackles, 78 solo, 3 TFL, 1 sack for 7 yards, 1 QB pressure, 1 interception and 3 PBU...Had a season-high 12 tackles at N.Y. Jets on Dec. 9...Missed two games with a left ankle injury...**Game 1 vs. Pittsburgh 9/9:** Started at WLB and ranked second on the team with 7 tackles, including 5 solo, 1 TFL and 1 QB pressure...**Game 2 vs. Cincinnati 9/16:** Started at WLB and led the team with 8 tackles, including 3 solo...Also played on special teams with 1 tackle...

Game 3 at Oakland 9/23: Started at WLB and ranked second on the club with 11 tackles, including 8 solo...Also played on special teams...**Game 4 vs. Baltimore 9/30:** Started at WLB and totaled 8 tackles, including 7 solo, and 2 PBU...**Game 5 at New England 10/7:** Started at WLB and led the team with 11 tackles, including 7 solo...**Game 6 vs. Miami 10/14:** Started at WLB and led the team with 12 tackles, including 8 solo, 1 TFL and 1 PBU...**Game 7 at St. Louis 10/28:** Started at WLB and tallied 3 solo tackles...Left the game in the 2nd quarter (left ankle) and did not return...**Game 8 vs. Seattle 11/4:** Inactive (left ankle)...**Game 9 at Pittsburgh 11/11:** Inactive (left ankle)...**Game 10 at Baltimore 11/18:** Played on special teams...**Game 11 vs. Houston 11/25:** Started at WLB and led the team with 11 tackles, including 8 solo, and 1 interception for 1 yard...Recorded his first career interception in the 2nd quarter on a pass from Texans QB Matt Schaub intended for TE Joel Dressen that was tipped by LB Andra Davis at the Cleveland 30-yard line, and six plays later QB Derek Anderson connected with WR Braylon Edwards for a 19-yard TD pass to tie the game, 7-7...Part of a defensive effort that forced three turnovers, two sacks and limited Houston to only 77 net yards rushing...**Game 12 at Arizona 12/2:** Started at WLB and led the team with 9 tackles, including 6 solo...**Game 13 at N.Y. Jets 12/9:** Started at WLB and led the team with 12 tackles, including 9 solo...**Game 14 vs. Buffalo 12/16:** Started at WLB and added 6 tackles, including 2 solo...Part of a defensive effort that gave the Browns their first shutout since 2005 (11/20/05 vs. Miami, 22-0 win) and held the Bills to 232 net yards of offense...**Game 15 at Cincinnati 12/23:** Started at WLB and added 7 tackles, including 4 solo, 1 TFL and 1 recovered fumble...In the 4th quarter, recovered a fumble by Bengals RB Kenny Watson, forced by LB Andra Davis, at the Cleveland 17-yard line...**Game 16 vs. San Francisco 12/30:** Started at WLB and led the team with 9 tackles, including 8 solo, and 1 sack for 7 yards...In the 1st quarter, sacked 49ers QB Chris Weinke for a 7-yard loss to force a 4th and 10 punting situation...Part of a defense that limited the 49ers to only 185 net yards of offense, added 5 sacks and allowed only 73 net yards passing.

2006: In his rookie season with the Browns, earned the starting WLB stop and started 13 games...Ranked second on the club with 115 tackles and led or tied for the team lead in tackles in six contests...Finished the year with 115 tackles, including 58 solo, 3 TFL and 1 PBU...Had a career-high 16 tackles at Carolina on Oct. 8, and vs. Cincinnati on Nov. 26...Also contributed on special teams with 11 tackles...Suffered a toe injury at Pittsburgh on Dec. 7, and was forced to miss the final three regular season games...Was placed on Injured Reserve on Dec. 15...Made his NFL debut and started at WLB with 10 tackles and 1 TFL vs. New Orleans on Sept. 10...Started with 4 tackles at Cincinnati on Sept. 17, and tied for the team lead with 8 tackles, 1 QB pressure and 1 PBU vs. Baltimore on Sept. 24...Started and led the team with 8 tackles at Oakland on Oct. 1, and led the club with a career-high 16 tackles and 1 TFL at Carolina on Oct. 8...Started with 9 tackles vs. Denver on Oct. 22, and 5 tackles vs. N.Y. Jets on Oct. 29...Started and led the club with 6 tackles at San Diego on Nov. 5, and 6 tackles and 1 QB pressure at Atlanta on Nov. 12...Started with 3 tackles vs. Pittsburgh on Nov. 19, and matched a career-high 16 tackles vs. Cincinnati on Nov. 26...Started with 13 tackles vs. Kansas City on Dec. 3...Started and tied for the team lead with 11 tackles at Pittsburgh on Dec. 7, however suffered a toe injury...Missed the final three games due to the toe injury.

COLLEGE: In 48 games at Maryland, started 34 contests and became only the seventh player in school history to record over 400 tackles...His 447 tackles rank fourth on the all-time record list...Finished his career with 10.5 sacks for 62 yards, 24 TFL, 15 QB pressures, 4 forced fumbles, 1 recovered fumble, 6 interceptions, 8 PBU and 1 blocked kick...In 2005, became only the second Maryland player to earn Atlantic Coast Conference Defensive Player of the Year honors...His 24 TFL is tied for 12th on the school's career-record list...One of only three players from Maryland to lead the team in tackles three consecutive seasons.

PERSONAL: Attended Seminole (Seminole, Fla.) High School...Lettered three times in football, competing as a fullback, linebacker, quarterback and punter...First-team All-State selection by the Associated Press as a junior and senior, adding first-team All-Conference, All-District and All-Sun Coast honors in his final year...All-Time Warner first-team pick and an All-Dixie region selection by *Super Prep*...Also garnered All-Southeast Region honors from *Prep Star*...Played in the prestigious Florida-Georgia All-Star game, where he led all tacklers with ten stops in a 40-13 Florida win...Seminole High went 23-4 in his last two years and made the regional finals both seasons...The 2000 team was undefeated in the regular season and finished 12-1...Recorded 91 tackles and 10 sacks as a linebacker and also rushed for 950 yards (5.7 avg.) and 13 TDs as a fullback during his senior season...Registered 150 tackles with 16 TFL, 4 forced fumbles and 4 recovered fumbles as a junior and was the quarterback in 2000...Vice president of the Varsity Lettermen's Club...Criminology and Criminal Justice major...Served as a mentor for youngsters at a Florida elementary school...Son of Debra and Willie Jackson (raised by

FUN FACTS

- Wife, Amira, recently opened her dental practice in Westlake, Ohio.
- Very active in the Cleveland community by supporting charitable events such as Shop with a Jock and the NFL's Hometown Huddle.
- This spring changed his number from 58 to 52.



D'QWELL JACKSON CONTINUED...

his grandmother)...Born D'Qwell Jackson on Sept. 26, 1983, in Largo, Florida...This past May married the former Amira Baker in Key West, Fla.

JACKSON'S SINGLE-GAME CAREER HIGHS

TACKLES: 16 at Carolina 10/8/06; vs. Cincinnati 11/26/06

PBU: 2 vs. Baltimore 9/30/07

SACKS: 1 vs. San Francisco 12/30/07

INTERCEPTION: 1 vs. Houston 11/25/07

RECOVERED FUMBLE: 1 at Cincinnati 12/23/07

TACKLES: 16 at Carolina 10/8/06; vs. Cincinnati 11/26/06

PBU: 1 vs. Baltimore 9/24/06

JACKSON'S CAREER DEFENSIVE STATISTICS

YEAR	TEAM	GP	GS	TACKLES						QB PRE	INTERCEPTIONS				FUMBLES			SP T	
				TOT	SOLO	ASST	TFL	SK	YDS		NO	YDS	LG	TD	PD	FF	FR		YDS
2006	Cleveland	13	13	115	58	54	3	0.0	0.0	2	0	0	0	0	1	0	0	0	11
2007	Cleveland	14	13	114	78	33	3	1.0	7.0	1	1	1	1	0	3	0	1	0	1
NFL	TOTALS	27	26	229	136	87	6	1.0	7.0	3	1	1	1	0	4	0	1	0	12

JACKSON'S 2007 GAME-BY-GAME DEFENSIVE STATISTICS

DATE	OPP	TACKLES			ASST	SACKS NO/YDS	INT'S NO/YDS	PBU	FUMBLES		TFL
		TOTAL	SOLO	ASST					REC/FOR	TFL	
9/9	Pitt.	7	5	1	0/0	0/0	0	0/0	0	1	
9/16	Cin.	8	3	5	0/0	0/0	0	0/0	0	0	
9/23	@ Oak.	11	8	3	0/0	0/0	0	0/0	0	0	
9/30	Balt.	8	7	1	0/0	0/0	2	0/0	0	0	
10/7	@ NE	11	7	4	0/0	0/0	0	0/0	0	0	
10/14	Mia.	12	8	3	0/0	0/0	1	0/0	1	1	
10/28	@ St. L.	3	3	0	0/0	0/0	0	0/0	0	0	
11/4	Sea.	Inactive (ankle)									
11/11	@ Pitt.	Inactive (ankle)									
11/18	@ Balt.	0	0	0	0/0	0/0	0	0/0	0	0	
11/25	Hou.	11	8	3	0/0	1/1	0	0/0	0	0	
12/2	@ Ari.	9	6	3	0/0	0/0	0	0/0	0	0	
12/9	@ NYJ	12	9	3	0/0	0/0	0	0/0	0	0	
12/16	Buff.	6	2	4	0/0	0/0	0	0/0	0	0	
12/23	@ Cin.	7	4	2	0/0	0/0	0	1/0	1	1	
12/30	S.F.	9	8	1	1/7	0/0	0	0/0	0	0	
TOTALS	14 GM	114	78	33	1/7	1/1	3	1/0	3		

JACKSON'S 2006 GAME-BY-GAME DEFENSIVE STATISTICS

DATE	OPP	TACKLES			ASST	SACKS NO/YDS	INT'S NO/YDS	PBU	FUMBLES		TFL
		TOTAL	SOLO	ASST					REC/FOR	TFL	
9/10	N.O.	10	6	3	0/0	0/0	0	0/0	1	1	
9/17	@ Cin.	4	4	0	0/0	0/0	0	0/0	0	0	
9/24	Balt.	8	4	4	0/0	0/0	1	0/0	0	0	
10/1	@ Oak.	8	4	4	0/0	0/0	0	0/0	0	0	
10/8	@ Car.	16	6	9	0/0	0/0	0	0/0	1	1	
10/22	Den.	9	6	3	0/0	0/0	0	0/0	0	0	
10/29	NYJ	5	2	3	0/0	0/0	0	0/0	0	0	
11/5	@ S.D.	6	4	2	0/0	0/0	0	0/0	0	0	
11/12	@ Atl.	6	2	4	0/0	0/0	0	0/0	0	0	
11/19	Pitt.	3	2	1	0/0	0/0	0	0/0	0	0	
11/26	Cin.	16	9	6	0/0	0/0	0	0/0	1	1	
12/3	K.C.	13	6	7	0/0	0/0	0	0/0	0	0	
12/7	@ Pitt.	11	3	8	0/0	0/0	0	0/0	0	0	
12/17	@ Balt.	Injured Reserve (toe)									
12/24	T.B.	Injured Reserve (toe)									
12/31	@ Hou.	Injured Reserve (toe)									
TOTALS	13 GM	115	58	54	0/0	0/0	1	0/0	3		





S SEAN JONES 26

HEIGHT: 6-1
WEIGHT: 220
COLLEGE: GEORGIA
BIRTHDATE: MARCH 2, 1982

HOW ACQUIRED: D(2) – '04
YEAR WITH BROWNS: 5TH
YEAR IN NFL: 5TH
CONTRACT: SIGNED THRU 2008

GAMES PLAYED/STARTED: 2004 (0/0), 2005 (16/0); 2006 (16/16); 2007 (16/16).
CAREER GAMES: 48 GAMES, 32 STARTS.
POSTSEASON GAMES: 0 GAMES, 0 STARTS.

CAREER TRANSACTIONS: Drafted by Cleveland in the second round, 59th overall, in the 2004 NFL Draft.

CAREER HIGHLIGHTS: Matched a career-high five interceptions in 2007...In 2006, tied for the team lead with five interceptions and was tied for 10th in the NFL...Named AFC Defensive Player of the Week following his performance vs. N.Y. Jets on Oct. 29, 2006.

SEASONAL REVIEWS

2007: In his fourth season with the Browns, started all 16 games at strong safety and totaled 105 tackles, including 47 solo, 2 TFL, 5 QB pressures, 5 interceptions for 37 yards, 3 PBU and 2 forced fumbles... Ranked 2nd on the club with 105 tackles and 5 interceptions...Had a season-high 12 tackles at Oakland on Sept. 23...**Game 1 vs. Pittsburgh 9/9:** Started and totaled 4 tackles, including 2 solo, and 1 forced fumble... In the 2nd quarter, forced a fumble by Steelers RB Willie Parker at the Cleveland 25-yard line and was recovered by LB Antwan Peek...**Game 2 vs. Cincinnati 9/16:** Started and added 6 tackles, including 3 solo, and 1 interception for 11 yards...In the 1st quarter, had his first interception of the season on a pass from Bengals QB Carson Palmer intended for WR Chad Johnson at the Cincinnati 48-yard line and returned 11 yards down to the Cincinnati 37-yard line, and seven plays later K Phil Dawson connected on a 39-yard FG to cut the Bengals lead to 7-3...**Game 3 at Oakland 9/23:** Started and led the team with 12 tackles, including 4 solo, a career-high 2 PBU and 1 forced fumble...In the 2nd quarter, forced a fumble as he stripped Raiders WR Mike Williams of the ball at the Cleveland 45-yard line, recovered by DB Daven Holly, and four plays later QB Derek Anderson connected with WR Braylon Edwards on a 21-yard TD pass to open a 17-16 lead...**Game 4 vs. Baltimore 9/30:** Started and totaled 3 tackles, including 2 solo...**Game 5 at New England 10/7:** Started and totaled 5 tackles, including 2 solo, and 1 PBU...**Game 6 vs. Miami 10/14:** Started and added 3 tackles, including 1 solo...**Game 7 at St. Louis 10/28:** Started and totaled 6 tackles, including 2 solo...Made a key play late in the 4th quarter as he stopped FB Brian Leonard on a 4th and 1 for no gain at the Cleveland 16-yard line...**Game 8 vs. Seattle 11/4:** Started and added 8 tackles, including 4 solo, 1 QB pressure and 1 interception for 26 yards...In the 1st quarter, intercepted a pass from Seattle QB Matt Hasselbeck intended for WR Bobby Engram at the Cleveland 22-yard line and returned 26 yards to the Cleveland 48 yard line...In overtime, made a key stop on 4th and 1 as he tackled Seattle RB Maurice Morris for no gain at the Cleveland 44-yard line and six plays later K Phil Dawson nailed a 25-yard FG to win the game, 33-30 in overtime...**Game 9 at Pittsburgh 11/11:** Started and ranked third on the team with 9 tackles, including 6 solo...**Game 10 at Baltimore 11/18:** Started and totaled 7 tackles, including 3 solo, 1 QB pressure and 1 interception...In the 1st quarter, intercepted a pass from Ravens QB Kyle Boller intended for WR Mark Clayton at the Cleveland 20-yard line...In the 3rd quarter, pressured Boller on a pass attempt and the throw was intercepted by S Brodney Pool at the goal line and returned 100-yards for a TD to open a 27-14 lead...**Game 11 vs. Houston 11/25:** Started and totaled 7 tackles, including 4 solo...Part of a defensive effort that forced three turnovers, two sacks and limited Houston to only 77 net yards rushing...**Game 12 at Arizona 12/2:** Started with 6 tackles, including 2 solo, 1 TFL and 1 interception...In the 2nd quarter, intercepted a pass from Cardinals QB Kurt Warner intended for RB J.J. Arrington, which was tipped by LB Willie McGinest, at the Cleveland 38-yard line...**Game 13 at N.Y. Jets 12/9:** Started and added 9 tackles, including 3 solo, 0.5 sack for 4 yards, 2 QB pressures and 1 interception...Recorded his fifth interception of the year in the 2nd quarter in the end zone on a pass from Jets QB Kellen Clemens intended for WR Jerricho Cotchery to thwart a potential scoring drive...In the 4th quarter, shared a sack with LB Chaun Thompson with an 8-yard sack of Jets QB Kellen Clemens to force a 3rd and 16 situation...**Game 14 vs. Buffalo 12/16:** Started and added 4 tackles, including 2 solo, and 1 QB pressure...Part of a defensive effort that gave the Browns their first shutout since 2005 (11/20/05 vs. Miami, 22-0 win) and held the Bills to 232 net yards of offense...**Game 15 at Cincinnati 12/23:** Started and led the team with 9 tackles, including 4 solo...**Game 16 vs. San Francisco 12/30:** Started and ranked second on the team with 7 tackles, including 3 solo and 1 TFL...Part of a defense that limited the 49ers to only 185 net yards of offense, added 5 sacks and allowed only 73 net yards passing.

2006: Had a breakout season and solidified the strong safety position and started in all 16 games at strong safety and recorded a career-high 107.5 tackles, 54 solo, 2.5 TFL, 0.5 sack, 5 interceptions for 46 yards and 7 PBU...

FUN FACTS

- Recorded his second consecutive 100 plus tackle season (105 in 2007 and 107.5 in 2006).
- Very active in Cleveland community by speaking to various Browns Backers events and supporting charitable events such as Toys For Tots and Shop with a Jock.



SEAN JONES CONTINUED...

Named to *Sports Illustrated* Dr. Z's All-Pro Team...Tied for the team lead with DB Daven Holly and tied for 10th in the NFL with 5 interceptions for 46 yards...Named AFC Defensive Player of the Week with 2 interceptions and 3 tackles vs. N.Y. Jets on Oct. 29...Ranked third on the team with 107.5 tackles and had a career-high 13 tackles at Cincinnati on Sept. 17...Made his first career start in the opener vs. New Orleans on Sept. 10, with 6 tackles, 1 interception for 10 yards of Saints QB Drew Brees and 1 recovered fumble...Started and led the team with a career-high 13 tackles and 1 QB pressure at Cincinnati on Sept. 17...Started and recorded 6 tackles, 1 QB pressure and 1 PBU vs. Baltimore on Sept. 24...Started and totaled 6 tackles, 1 PBU and 1 interception for 19 yards of Raiders' QB Andrew Walter at Oakland on Oct. 1...Started with 6 tackles at Carolina on Oct. 8, and 2 solo tackles and 1 PBU vs. Denver on Oct. 22...Started and added 3 solo tackles and a career-high 2 interceptions for 7 yards and 1 PBU vs. N.Y. Jets on Oct. 29, and was named *AFC Defensive Player of the Week* with an interception of Jets QB Chad Pennington in the 1st quarter and his second interception of Pennington in the 4th quarter...Started at recorded 3 tackles and half a sack for 5 yards at San Diego on Nov. 5, as he shared a sack with Kamerion Wimbley on Chargers' QB Philip Rivers in the 2nd quarter...Started and totaled 3 tackles and 1 interception of Falcons' QB Michael Vick at Atlanta on Nov. 12...Started with 4 tackles and 1 PBU vs. Pittsburgh on Nov. 19, and 11 tackles, 1 TFL and 1 QB pressure vs. Cincinnati on Nov. 26...Started with 7 tackles and 1 PBU vs. Kansas City on Dec. 3, and tied for the team lead with 11 tackles at Pittsburgh on Dec. 7...Started and totaled 8 tackles and 1 PBU at Baltimore on Dec. 17, and 12.5 tackles vs. Tampa Bay on Dec. 24...In the regular season finale at Houston on Dec. 31, started with 6 tackles.

2005: Rebounded from a knee injury his rookie season to appear in all 16 regular season games and led the team with 20 special teams tackles...Also saw limited action at the strong safety position with 4 tackles, including 2 solo...Made his NFL debut vs. Cincinnati on Sept. 11, with 1 special teams tackle...Added 1 special teams tackle at Green Bay on Sept. 18, and 3 special teams stops at Indianapolis on Sept. 25...Contributed 2 special teams tackles vs. Chicago on Oct. 9...Had 1 special teams tackle at Baltimore on Oct. 16, and vs. Detroit on Oct. 23...Saw action at safety at Houston on Oct. 30, with 1 solo tackle...Added 1 special teams tackle at Pittsburgh on Nov. 13, and 2 special teams stops vs. Miami on Nov. 20...Led the club with 3 special teams tackles vs. Jacksonville on Dec. 4...Added 1 special teams tackle at Cincinnati on Dec. 11...Played safety at Oakland on Dec. 18...In the regular season finale vs. Baltimore on Jan. 1, saw action at safety and had 3 tackles, including 1 solo, and also added 3 special teams tackles.

2004: In his rookie season suffered a season-ending left knee injury during a May mini-camp...Placed on Reserve-Physically Unable to Perform (PUP) list on Aug. 30...Remained on the Reserve-PUP list all season to rehab his knee injury.

COLLEGE: Hard-hitting tackler with excellent leaping ability...Standout performer on special teams who proved to be invaluable in the Bulldogs' secondary, playing free safety, strong safety and rover during his career...An outstanding kick blocker, served as defensive co-captain during his junior campaign...Played in 37 games, starting 24 times...Finished with 250 tackles, 140 solos, an 8-yard sack, 10 TFL, 4 QB pressures, 3 recovered fumbles for 105 yards in returns, 7 interceptions for 100 yards, 4 blocked kicks, 2 kickoff returns for 55 yards (27.5 avg.) and 10 punt returns for 160 yards (16.0 avg.)...His 10 interceptions rank tenth on the school's career-record list...His 4 blocked kicks topped the old school career-record of three by Boss Bailey (1998-99, 2001-02), Kendrell Bell (1999-2000) and Corrie Collier (2000-01)...In 2003, named All-American first-team selection by the American Football Coaches Association, adding second-team honors from *The NFL Draft Report*...All-Southeastern Conference first-team pick...Served as defensive team captain...Started 12 games, seeing action at rover in 10 contests, at strong safety vs. Alabama-Birmingham and at free safety vs. Georgia Tech...Third on the team with a career-high 121 tackles, 76 solos, including an 8-yard sack, 5 TFL, 3 QB pressures, 5 PBU and 5 interceptions for 42 yards... Added 2 recovered fumbles and 3 blocked kicks...Also had a 41-yard kickoff return...Bothered the second half of the season with a pinched nerve in his shoulder...In 2002, named All-Southeastern Conference second-team selection by *The NFL Draft Report*...Recipient of the Charles G. Rood Endowed Football Scholarship...Started 12 games at rover and also took over punt return duties when injuries depleted that unit...Recorded 91 tackles, 43 solos, with 4 TFL and 1 QB pressure...Had 1 recovered fumble, 3 PBU and 3 interceptions for 58 yards...Blocked a kick and returned 10 punts for 160 yards (16.0 avg.)...In 2001, played in every game as a reserve free safety...Recorded 38 tackles, 21 solos, 1 TFL, 2 PBU and returned a kickoff 14 yards...In 2000, redshirted as a freshman.

PERSONAL: Attended Westlake (Atlanta, Ga.) High...1999 *USA Today* All-USA honorable mention...*Atlanta Journal-Constitution* Top 75 in Georgia, Class AAA All-State defensive back...Georgia Sports Writers Association All-State honorable mention...Passed for 2,490 yards and 31 TDs during his senior season and also rushed for 806 yards and 11 TDs...Recorded 13 interceptions as a defensive back...Education major...Born March 2, 1982.

JONES' SINGLE-GAME CAREER HIGHS

TACKLES: 13 at Cincinnati 9/17/06
SACKS: 0.5 at San Diego 11/5/06; at N.Y. Jets 12/9/07
INTERCEPTIONS: 2 vs. N.Y. Jets 10/29/06
RECOVERED FUMBLE: 1 vs. New Orleans 9/10/06
FORCED FUMBLE: 1 vs. Pittsburgh 9/9/07; at Oakland 9/23/07
PBU: 2 at Oakland 9/23/07
BLOCKED KICK: 1 (PAT) vs. Tampa Bay 12/24/06



JONES' CAREER DEFENSIVE STATISTICS

YEAR	TEAM	GP	GS	TACKLES						QB PRE	INTERCEPTIONS				FUMBLES			SP T TACKLE	
				TOT	SOLO	ASST	TFL	SK	YDS		NO	YDS	LG	TD	PD	FF	FR		YDS
2004	Cleveland	0	0	0	0	0	0	0.0	0.0	0	0	0	0	0	0	0	0	0	
2005	Cleveland	16	0	4	2	2	0	0.0	0.0	0	0	0	0	0	0	0	0	0	20
2006	Cleveland	16	16	107.5	54	51	2.5	0.5	5.0	3	5	46	19	0	7	0	1	0	1
2007	Cleveland	16	16	105	47	56	2	0.5	4.0	5	5	37	26	0	3	2	0	0	0
NFL	TOTALS	48	32	216.5	103	109	4.5	1.0	9.0	8	10	83	26	0	10	2	1	0	21

JONES' 2007 GAME-BY-GAME DEFENSIVE STATISTICS

DATE	OPP	TACKLES			SACKS NO/YDS	INT'S NO/YDS	PBU	FUMBLES		TFL
		TOTAL	SOLO	ASST				REC/FOR	FOR	
9/9	Pitt.	4	2	2	0/0	0/0	0	0/1	0	
9/16	Cin.	6	3	3	0/0	1/11	0	0/0	0	
9/23	@ Oak.	12	4	8	0/0	0/0	2	0/1	0	
9/30	Balt.	3	2	1	0/0	0/0	0	0/0	0	
10/7	@ NE	5	2	3	0/0	0/0	1	0/0	0	
10/14	Mia.	3	1	2	0/0	0/0	0	0/0	0	
10/28	@ St.L.	6	2	4	0/0	0/0	0	0/0	0	
11/4	Sea.	8	4	4	0/0	1/26	0	0/0	0	
11/11	@ Pitt.	9	6	3	0/0	0/0	0	0/0	0	
11/18	@ Balt.	7	3	4	0/0	1/0	0	0/0	0	
11/25	Hou.	7	4	3	0/0	0/0	0	0/0	0	
12/2	@ Ari.	6	2	3	0/0	1/0	0	0/0	1	
12/9	@ NYJ	9	3	6	0.5/4	1/0	0	0/0	0	
12/16	Buff.	4	2	2	0/0	0/0	0	0/0	0	
12/23	@ Cin.	9	4	5	0/0	0/0	0	0/0	0	
12/30	S.F.	7	3	3	0/0	0/0	0	0/0	1	
TOTAL	16 GM	105	47	56	0.5/4	5/37	3	0/2	2	

JONES' 2006 GAME-BY-GAME DEFENSIVE STATISTICS

DATE	OPP	TACKLES			SACKS NO/YDS	INT'S NO/YDS	PBU	FUMBLES		TFL
		TOTAL	SOLO	ASST				REC/FOR	FOR	
9/10	N.O.	6	4	2	0/0	1/10	0	1/0	0	
9/17	@ Cin.	13	5	8	0/0	0/0	0	0/0	0	
9/24	Balt.	6	3	3	0/0	0/0	1	0/0	0	
10/1	@ Oak.	6	1	5	0/0	1/19	1	0/0	0	
10/8	@ Car.	6	3	3	0/0	0/0	0	0/0	0	
10/22	Den.	2	2	0	0/0	0/0	1	0/0	0	
10/29	NYJ	3	3	0	0/0	2/7	1	0/0	0	
11/5	@ S.D.	3	2	1	0.5/5	0/0	0	0/0	0	
11/12	@ Atl.	3	2	1	0/0	1/10	0	0/0	0	
11/19	Pitt.	4	2	2	0/0	0/0	1	0/0	0	
11/26	Cin.	11	6	4	0/0	0/0	0	0/0	1	
12/3	K.C.	7	3	4	0/0	0/0	1	0/0	0	
12/7	@ Pitt.	11	6	5	0/0	0/0	0	0/0	0	
12/17	@ Balt.	8	6	2	0/0	0/0	1	0/0	0	
12/24	T.B.	12.5	2	9	0/0	0/0	0	0/0	1.5	
12/31	@ Hou.	6	4	2	0/0	0/0	0	0/0	0	
TOTAL	16 GM	107.5	54	51	0.5/5	5/46	7	1/0	2.5	





WR JOE JUREVICIUS 84

HEIGHT: 6-5
WEIGHT: 230
COLLEGE: PENN STATE
BIRTHDATE: DEC. 23, 1974

HOW ACQUIRED: UFA (SEA.) - '06
YEAR WITH BROWNS: 3RD
YEAR IN NFL: 11TH
CONTRACT: SIGNED THRU 2009

GAMES PLAYED/STARTED: 1998 (14/1); 1999 (16/1); 2000 (14/3, 2/0); 2001 (14/9); 2002 (15/3, 3/1); 2003 (5/2); 2004 (10/4); 2005 (16/11, 3/3); 2006 (13/8); 2007 (16/12).
CAREER GAMES: 133 GAMES, 54 STARTS.
POSTSEASON GAMES: 8 GAMES, 4 STARTS.

CAREER TRANSACTIONS: Originally drafted by the N.Y. Giants in the second round, 55th overall, in the 1998 NFL Draft...Signed as a free agent by Tampa Bay on April 10, 2002...Signed as an unrestricted free agent by Seattle on March 25, 2005...Signed by Cleveland to a four-year contract as an unrestricted free agent on March 11, 2006.

CAREER HIGHLIGHTS: Competed in three Super Bowls (XXXV with the N.Y. Giants in 2000, XXXVII with Tampa Bay in 2002 and XL with Seattle in 2005)...Set a career-high with 55 receptions and 10 touchdowns in 11 starts with Seattle in 2005...Posted a career-high 706 receiving yards in 2001 with the Giants...Led Tampa Bay in 2002 postseason receiving with 197 yards and 1 TD on 8 receptions...Caught career playoff-long 71-yard pass from QB Brad Johnson in NFC Championship Game vs. Philadelphia in 2002.

SEASONAL REVIEWS

2007: In his second season with the Browns, appeared in all 16 games, including 12 starts, and collected 50 receptions for 614 yards (12.3 avg.) and 3 TDs...Ranked third on the club with 50 receptions, 614 yards and 3 TDs...Also ranked third in the NFL in third down receptions with 29 receptions for 335 yards...Matched a career-high 2 TD receptions vs. Cincinnati on Sept. 16...**Game 1 vs. Pittsburgh 9/9:** Started at WR and added 2 receptions for 28 yards...Both receptions resulted in first downs...**Game 2 vs. Cincinnati 9/16:** Played WR and added 4 receptions for 44 yards (11.0 avg.) and matched a career-high 2 receiving TDs...In the 2nd quarter, capped a 7-play, 49-yard (3:40) drive with a 17-yard TD reception from QB Derek Anderson in the corner of the end zone to open a 13-7 lead...Also in the 2nd quarter, connected with Anderson on a 9-yard TD strike in the back of the end zone to open a 20-14 lead...3 of his 4 receptions resulted in first downs...Part of an offense that established 554 net yards (3rd highest in club history) of offense and scored 51 points (T-4th in franchise history)...**Game 3 at Oakland 9/23:** Started at WR with 3 receptions for 33 yards (11.0 avg.)...2 of his 3 receptions resulted in first downs...**Game 4 vs. Baltimore 9/30:** Started at WR with 2 receptions for 10 yards, including 1 TD...In the 1st quarter, capped a 9-play, 55-yard (5:14) drive with a 2-yard TD pass from QB Derek Anderson as the Browns opened an early 7-0 lead...**Game 5 at New England 10/7:** Started at WR and added 1 reception for 17 yards...In the 2nd quarter, left the game with a knee injury and did not return...**Game 6 vs. Miami 10/14:** Started at WR and added 3 receptions for 28 yards (9.3 avg.)...On the opening drive, drew a defensive pass interference penalty in the end zone and one play later, RB Jason Wright rushed for a 1-yard TD to open a 7-0 lead...2 of his 3 receptions resulted in first downs...**Game 7 at St. Louis 10/28:** Started at WR and added 5 receptions for 76 yards (15.2), including a long of 29 yards...3 of his 5 receptions resulted in first downs...Had two key first down receptions on the opening drive of the 3rd quarter, added a 24-yard reception on a 3rd and 17 situation and a 29-yard reception on a 3rd and 11 situation, as the drive continued and ended with a 5-yard TD pass from Anderson to Braylon Edwards to give the Browns a 24-17 lead...**Game 8 vs. Seattle 11/4:** Started at WR with 4 receptions for 69 yards (17.3 avg.), including a long of 21 yards...3 of his 4 receptions resulted in first downs...Also added a 2-yard reception on a two-point conversion late in the 4th quarter as the Browns opened a 30-27 lead...**Game 9 at Pittsburgh 11/11:** Started at WR and added 5 receptions for 44 yards (8.8 avg.)...Had two key third down receptions for first downs on the opening 16-play, 71-yard (8:55) TD drive as the Browns opened an early 7-0 lead...3 of his 5 receptions resulted in first downs...**Game 10 at Baltimore 11/18:** Started at WR and added 4 receptions for 82 yards (20.5 avg.), including a long of 50 yards...In the 1st quarter, connected with QB Derek Anderson on a 50-yard reception down to the Baltimore 30 yard line, and five plays later RB Jamal Lewis added a 1-yard TD plunge to open a 10-0 lead...3 of his 4 receptions resulted in first downs...**Game 11 vs. Houston 11/25:** Started at WR and added 5 receptions for 55 yards (11.0 avg.), including a long of 25 yards...In the 2nd quarter on a 3rd and 1 play, had a key 25-yard reception down to the Houston 36-yard line and three plays later QB Derek Anderson connected with WR Braylon Edwards on a 19-yard TD pass to tie the game, 7-7...2 of his 5 receptions resulted in first downs...**Game 12 at Arizona 12/2:** Played WR with 4 receptions for 44 yards (11.0 avg.), including a long of 17

FUN FACTS

- Signed a four-year contract with Cleveland in March of 2006.
- Cleveland-area native played prep football at Lake Catholic High School in Mentor, Ohio.
- Ten-year veteran has played in 133 career games with 323 receptions for 4,119 yards and 29 TDs.
- Has played in three Super Bowls during his career, earning a ring with Tampa Bay in Super Bowl XXXVII.
- Has a 65,000-acre hunting ranch, Dismal River Outfitters, in Mullen, Neb., which is stocked with buffalo, elk and deer.



JOE JUREVICIUS CONTINUED...

yards...Did not get the start as the offense opened in a two-TE set...2 of his 4 receptions resulted in first downs...

Game 13 at N.Y. Jets 12/9: Played WR with 1 reception for 7 yards...Did not get the start as the offense opened in a two-TE formation...**Game 14 vs. Buffalo 12/16:** Started at WR and added 2 receptions 34 yards (17.0 avg.), including a long of 25 yards...Had a key 25-yard reception in the 1st quarter that helped set up K Phil Dawson's 35-yard field goal and an early 3-0 lead...Both receptions resulted in first downs...**Game 15 at Cincinnati 12/23:** Played WR with 4 receptions for 31 yards (7.8 avg.), including a long of 11 yards...3 of his 4 receptions resulted in first downs...**Game 16 vs. San Francisco 12/30:** Started at WR and added 1 reception for 12 yards.

2006: Joined the Browns as an unrestricted free agent and played in 13 games, including eight starts, and caught 40 passes for 495 yards (12.4 avg.) and 3 TDs...Ranked third on the club with 40 receptions and 495 yards...His first TD reception as a member of the Browns was the game-winning TD reception in the 4th quarter at Oakland on Oct. 1, in a 24-21 road win...Had a season-high 7 receptions and 111 yards receiving at Pittsburgh on Dec. 7...Made his Browns debut vs. New Orleans on Sept. 10, and left in the 1st quarter with a rib injury...Inactive at Cincinnati on Sept. 17, and vs. Baltimore on Sept. 24, due to the rib injury...Returned and added 3 receptions for 22 yards and 1 TD at Oakland on Oct. 1, including the game-winning TD for a 24-21 road win...Collected 3 receptions for 28 yards at Carolina on Oct. 8...Started and led the club with 4 receptions for 40 yards and 1 TD vs. Denver on Oct. 22...Drew a key pass interference penalty in the end zone vs. N.Y. Jets on Oct. 29, and the next play RB Reuben Droughns rushed for a 2-yard TD and open a 10-3 lead...Started and collected 3 receptions for 76 yards (25.3 avg.), including a 52-yard reception at San Diego on Nov. 5...Started with 2 receptions for 4 yards at Atlanta on Nov. 12, and 1 reception for 16 yards vs. Pittsburgh on Nov. 19...Started with 2 receptions for 19 yards vs. Cincinnati on Nov. 26, and led the club with 6 receptions for 75 yards vs. Kansas City on Dec. 3...Started and led the team with a season-high 7 receptions for 111 yards, the fourth 100-yard receiving game of his career at Pittsburgh on Dec. 7...Started with 5 receptions for 46 yards and 1 TD at Baltimore on Dec. 17, and led the team with 4 receptions for 58 yards vs. Tampa Bay on Dec. 24...Listed as inactive (concussion) for the regular season finale at Houston on Dec. 31.

2005: Signed with Seattle as an unrestricted free agent and finished second on the team with 55 receptions for 694 yards (12.6 avg.) and a career-high 10 TDs...Played in all 16 regular season games and started a career-high 11 games and three postseason games, including Super Bowl XL...In the regular season opener, scored the club's first TD of the year on a 34-yard TD reception from QB Matt Hasselbeck at Jacksonville on Sept. 11, and finished with 3 receptions for 64 yards...Added a six-yard TD reception vs. Atlanta on Sept. 18...Posted 2 receptions for 16 yards vs. Arizona on Sept. 25...Caught 1 pass for 17 yards at Washington on Oct. 2...Set a career-high and led the team with 9 receptions for 137 yards at St. Louis on Oct. 9, included a 24-yard TD catch from Matt Hasselbeck and a 52-yard reception in the 1st quarter...Had 3 receptions for 29 yards and 1 TD vs. Houston on Oct. 16...Totaled 54 yards and led the team with 6 catches in a 13-10 win vs. Dallas on Oct. 23...Added his fifth TD of the season on a 4-yard pass from Hasselbeck at Arizona on Nov. 6, and led the team with 4 receptions for 31 yards...Caught 3 passes for 27 yards vs. St. Louis on Nov. 13...Registered 4 catches for 40 yards at San Francisco on Nov. 20...Tied a career-high with 2 TDs and 137 receiving yards vs. N.Y. Giants on Nov. 27, as he posted 8 receptions and a 35-yard TD reception...Started at Philadelphia on Dec. 5, but did not register a catch...Finished with 4 catches for 63 yards and a 21-yard TD reception vs. San Francisco on Dec. 11...Posted 3 receptions for 31 yards and 1 TD at Tennessee on Dec. 18...Caught 2 passes for 31 yards vs. Indianapolis on Dec. 24...Started at Green Bay in the regular season finale on Jan. 1, and totaled 2 receptions for 11 yards and his 10th TD of the year...In the NFC Divisional Playoff Game vs. Washington on Jan. 14, had 1 reception for 31 yards...In the NFC Championship Game vs. Carolina on Jan. 22, had 1 reception for 6 yards...In Super Bowl XL vs. Pittsburgh on Feb. 5, totaled 5 receptions for 93 yards.

2004: In his third season with Tampa Bay, played in 10 games, including four starts, and had 27 receptions for 333 yards (12.3 avg.) and 2 TDs...Spent the first six games of the season on the Reserve/Non-Football Injury...Made his season debut vs. Chicago on Oct. 24, and caught 2 passes for 21 yards...Added 3 receptions for 43 yards vs. Kansas City on Nov. 7...Had a season-high 83 yards and 2 TDs vs. San Francisco on Nov. 21...Recorded 4 receptions for 60 yards at Carolina on Nov. 28...Added 6 catches for 66 yards vs. Carolina on Dec. 26.

2003: Played in five games, including two starts, and finished with 12 receptions for 118 yards (9.8 avg.) and 2 TDs...In the season opener at Philadelphia on Sept. 8, had 2 TDs and 39 yards receiving...Missed seven games early in the season...Returned to action vs. Green Bay on Nov. 16, with 1 reception for 5 yards...Added 3 receptions for 43 yards vs. N.Y. Giants on Nov. 24...Placed on Injured Reserve on Dec. 2.

2002: Signed with Tampa Bay as a free agent and played in 15 games, including three starts, and totaled 37 receptions for 423 yards (11.4 avg.) and 4 TDs...Also played in all three playoff games leading Tampa Bay receivers with 197 yards receiving on 8 receptions...In the regular season opener vs. New Orleans on Sept. 8, caught 4 passes for 37 yards, including an 11-yard TD catch from Brad Johnson...Tallied 5 receptions for 55 yards at Carolina on Oct. 27, before sustaining an ankle injury which sidelined him for one game...Returned to action vs. Carolina on Nov. 17, and grabbed 2 passes for 48 yards...Posted his second TD of the season vs. Green Bay on Nov. 24, caught 5 passes for 41 yards in a 21-7 victory...Set a season-high with 8 receptions for 100 yards and 2 TDs vs. Atlanta on Dec. 8...In the NFC Divisional Playoff Game vs. San Francisco on Jan. 12, had 3 receptions for 48 yards and 1 TD...Caught a postseason career-long 71-yard pass from QB Brad Johnson that led to a one-yard Mike Alstott TD



JOE JUREVICIUS CONTINUED...

run in the NFC Championship Game at Philadelphia on Jan. 19...Registered 4 catches for 78 yards vs. Oakland on Jan. 26, in a 48-21 win over the Raiders in Super Bowl XXXVII.

2001: In his fourth season with the Giants, played in 14 games, including nine starts, while posting 51 receptions for 706 yards (13.8 avg.) and 3 TDs...In the opener vs. Denver on Sept. 10, caught 5 passes for 76 yards...Added 7 receptions for 90 yards vs. Kansas City on Sept. 23...Grabbed a 46-yard TD pass from QB Kerry Collins and finished with 2 receptions for 60 yards vs. New Orleans on Sept. 30...Recorded 5 receptions for 93 yards vs. St. Louis on Oct. 14...Registered a career-high 2 TDs vs. Dallas on Nov. 4, while finishing with 50 receiving yards...Inactive for two weeks due to a hamstring injury...Returned to action vs. Seattle on Dec. 23, and tallied 4 catches for 52 yards...Grabbed a season-high 8 receptions for 82 yards vs. Green Bay on Jan. 6.

2000: Played in 14 games, including three starts and finished with 24 receptions for 272 yards (11.3 avg.) and 1 TD...Started three consecutive games while filling in for an injured Ike Hillard...Caught 2 passes for 23 yards vs. Detroit on Nov. 19, including a 13-yard TD reception from QB Kerry Collins in the 4th quarter...Added 6 receptions for 70 yards the following week vs. Arizona on Nov. 26...Led the team in receiving with 6 receptions and 83 yards vs. Washington on Dec. 3...Inactive the final two regular season games and the Divisional Playoff vs. Philadelphia due to a knee injury...Played in the NFC Wild Card Playoff Game vs. Minnesota on Jan. 14, and recorded 2 receptions for 15 yards and an 8-yard TD in the 2nd quarter...Saw action in Super Bowl XXXV vs. Baltimore on Jan. 28, but did not post a reception.

1999: Competed in all 16 games, including one start, and finished with 318 yards on 18 receptions (17.7 avg.) and 1 TD...Registered 2 receptions for 63 yards and recorded his first TD of his career vs. New Orleans on Oct. 24...The TD receptions went through two Saints defenders into the hands of Jurevicius with seconds remaining in the first half...Caught 3 passes for 39 yards vs. Minnesota on Dec. 26...Posted a season-high 86 yards and a career-long 71-yard reception vs. Dallas on Jan. 2.

1998: In his rookie season with the Giants, appeared in 14 games, including one start, and totaled 9 receptions for 146 yards (16.2 avg.), including a long of 56 yards...Made his first NFL start vs. Washington on Sept. 6...Caught a season-long pass for 56 yards vs. Philadelphia on Nov. 22...Tallied a season-high 3 receptions for 32 yards vs. Denver on Dec. 13.

COLLEGE: Fourth on Penn State's career receiving list with 1,894 yards and 15 TDs...Finished with 94 receptions, which is sixth-best in school history...Earned second-team All-America honors by The Poor Man's Guide to the NFL Draft, All-Big Ten Conference second-team and semifinalist for the Biletnikoff Award his senior season in 1997...As a senior in 1997, led the Nittany Lions with 39 catches for 817 yards and 10 TDs...In 1996, started 10 games and led the team with 41 catches, 869 yards and 4 TDs, and his total yardage ranked sixth-best season total at Penn State...As a sophomore in 1995, grabbed 13 passes for 199 yards and 1 TD...Redshirt freshman in 1994, played in 10 games and shared time as punter, kicking 15 times for 553 yards.

PERSONAL: Attended Lake Catholic High in Mentor, Ohio...Named *Parade*, *SuperPrep*, *Scholastic Coach*, All-American...Named three-time all-state, all-metro, all-city and All-North Coast Conference selection senior season...Earned Ohio Division III Player of the Year honors in 1992...Led team to two state championships...Gained 2,600 yards, 37 TDs and averaged over 40 yards per punt during high school career...Also a three-year starter at point guard on basketball team...Honored as the Ed Block Courage Award winner for the 2003 season...Married to Meagan and the couple have two daughters, Caroline (8/9/04) and Ava (1/29/07)...Along with Meagan, led the 'Jurevicius Team' as part of the March of Dimes WalkAmerica event in 2004...Parents of the late Michael William Jurevicius, who passed away on March 24, 2003...Full name is Joseph Michael Jurevicius...Born on Dec. 23, 1974, in Cleveland, Ohio.

CAREER 100-YARD RECEIVING REGULAR SEASON GAMES (4)

137 vs. N.Y. Giants 11/27/05 (8-137-1)
137 at St. Louis 10/9/05 (9-137-1)
111 at Pittsburgh 12/7/06 (7-111-0)
100 vs. Atlanta 12/8/02 (8-100-2)

JUREVICIUS' RECEIVING SINGLE-GAME CAREER HIGHS

RECEPTIONS: 9 at St. Louis 10/9/05
RECEIVING YARDS: 137 at St. Louis 10/9/05; vs. N.Y. Giants 11/27/05
RECEIVING TDS: 2, 6 times (last vs. Cincinnati 9/16/07)
LONG RECEPTION: 71 at Dallas 1/2/00



JUREVICIUS' CAREER OFFENSIVE STATISTICS

YEAR	TEAM	GP	GS	NO	YDS	RECEIVING		
						AVG	LG	TD
1998	N.Y. Giants	14	1	9	146	16.2	56	0
1999	N.Y. Giants	16	1	18	318	17.7	71	1
2000	N.Y. Giants	14	3	24	272	11.3	43	1
2001	N.Y. Giants	14	9	51	706	13.8	46t	3
2002	Tampa Bay	15	3	37	423	11.4	26	4
2003	Tampa Bay	5	2	12	118	9.8	22	2
2004	Tampa Bay	10	3	27	333	12.3	42t	2
2005	Seattle	16	12	55	694	12.6	52	10
2006	Cleveland	13	8	40	495	12.4	52	3
2007	Cleveland	16	12	50	614	12.3	50	3
NFL	TOTALS	133	54	323	4,119	12.8	71	29

JUREVICIUS' CAREER POSTSEASON OFFENSIVE STATISTICS

YEAR	TEAM	GP	GS	NO	YDS	RECEIVING		
						AVG	LG	TD
2000	N.Y. Giants	2	0	2	15	7.5	8	1
2002	Tampa Bay	3	1	8	197	24.6	71	1
2005	Seattle	3	3	7	130	18.6	35	0
NFL	TOTALS	8	4	17	342	20.1	71	2

JUREVICIUS' 2007 GAME-BY-GAME OFFENSIVE STATISTICS

DATE	OPP	RECEIVING					RUSHING				
		NO	YDS	AVG	LG	TD	NO	YDS	AVG	LG	TD
9/9	Pitt.	2	28	14.0	17	0	0	0	0.0	0	0
9/16	Cin.	4	44	11.0	17t	2	0	0	0.0	0	0
9/23	@ Oak.	3	33	11.0	16	0	0	0	0.0	0	0
9/30	Balt.	2	10	5.0	8	1	0	0	0.0	0	0
10/7	@ NE	1	17	17.0	17	0	0	0	0.0	0	0
10/14	Mia.	3	28	9.3	12	0	0	0	0.0	0	0
10/28	@ St. L.	5	76	15.2	29	0	0	0	0.0	0	0
11/4	Sea.	4	69	17.3	21	0	0	0	0.0	0	0
11/11	@ Pitt.	5	44	8.8	16	0	0	0	0.0	0	0
11/18	@ Balt.	4	82	20.5	50	0	0	0	0.0	0	0
11/25	Hou.	5	55	11.0	25	0	0	0	0.0	0	0
12/2	@ Ari.	4	44	11.0	17	0	0	0	0.0	0	0
12/9	@ NYJ	1	7	7.0	7	0	0	0	0.0	0	0
12/16	Buff.	2	34	17.0	25	0	0	0	0.0	0	0
12/23	@ Cin.	4	31	7.8	11	0	0	0	0.0	0	0
12/30	S.F.	1	12	12.0	12	0	0	0	0.0	0	0
TOTALS	16 GM	50	614	12.3	50	3	0	0	0.0	0	0

JUREVICIUS' 2006 GAME-BY-GAME OFFENSIVE STATISTICS

DATE	OPP	RECEIVING					RUSHING				
		NO	YDS	AVG	LG	TD	NO	YDS	AVG	LG	TD
9/10	N.O.	0	0	0.0	0	0	0	0	0.0	0	0
9/17	@ Cin.	Inactive (ribs)									
9/24	Balt.	Inactive (ribs)									
10/1	@ Oak.	3	22	7.3	12	1	0	0	0.0	0	0
10/8	@ Car.	3	28	9.3	15	0	0	0	0.0	0	0
10/22	Den.	4	40	10.0	15	1	0	0	0.0	0	0
10/29	NYJ	0	0	0.0	0	0	0	0	0.0	0	0
11/5	@ S.D.	3	76	25.6	52	0	0	0	0.0	0	0
11/12	@ Atl.	2	4	2.0	3	0	0	0	0.0	0	0
11/19	Pitt.	1	16	16.0	16	0	0	0	0.0	0	0
11/26	Cin.	2	19	9.5	12	0	0	0	0.0	0	0
12/3	K.C.	6	75	12.5	16	0	0	0	0.0	0	0
12/7	@ Pitt.	7	111	15.9	27	0	0	0	0.0	0	0
12/17	@ Balt.	5	46	9.2	18	1	0	0	0.0	0	0
12/24	T.B.	4	58	14.5	17	0	0	0	0.0	0	0
12/31	@ Hou.	Inactive (concussion)									
TOTALS	13 GM	40	495	12.4	52	3	0	0	0.0	0	0





WR KEVIN KASPER 88

HEIGHT: 6-1
WEIGHT: 200
COLLEGE: IOWA
BIRTHDATE: DEC. 23, 1977

HOW ACQUIRED: FA - '08
YEAR WITH BROWNS: 1ST
YEAR IN NFL: 5TH
CONTRACT: SIGNED THRU 2008

GAMES PLAYED/STARTED: 2001 (10/5); 2002 (13/4); 2003 (7/0); 2004 (8/0, 0/0); 2005 (0/0); 2006 (1/1); 2007 (0/0).
CAREER GAMES: 39 GAMES, 10 STARTS.
POSTSEASON GAMES: 0 GAMES, 0 STARTS.

CAREER TRANSACTIONS: Originally drafted by Denver in the sixth round, 190th overall, in the 2001 NFL Draft...Waived by Denver on Oct. 29, 2002...Claimed by Seattle via waivers on Oct. 30, 2002...Waived by Seattle on Nov. 21, 2002...Claimed by Arizona via waivers on Nov. 22, 2002...Waived by Arizona on Sept. 6, 2004...Signed by New England as a free agent on Oct. 6, 2004...Waived by New England on Nov. 29, 2004...Signed by New England on Nov. 30, 2004...Waived by New England on Dec. 6, 2004...Signed by New England on Dec. 22, 2004...Signed by Houston as a free agent on June 8, 2005...Waived by Houston on Aug. 30, 2005...Signed by Seattle on Jan. 5, 2006...Waived by Seattle on June 5, 2006...Signed by Minnesota as a free agent on June 13, 2006...Waived by Minnesota on Sept. 6, 2006...Signed by Detroit as a free agent on Oct. 31, 2006...Waived by Detroit on Nov. 17, 2006...Signed by Detroit as a free agent on April 16, 2007...Waived by Detroit on Sept. 1, 2007...Signed by Cleveland as a reserve/future free agent on Jan. 10, 2008.

FUN FACTS

- Former walk-on at Iowa and went on to set school's career receptions record (157) and earned All-Big Ten first team honors.
- In college, a two-time academic all-conference selection and earned his degree in marketing.
- In the off-season works as a fitness consultant training collegiate athletes.

CAREER HIGHLIGHTS: Five-year veteran receiver has played in 39 games, including ten starts, with Denver, Seattle, Arizona, New England and Detroit...Has 24 career receptions for 287 yards (12.0 avg.) and 3 TDs and added 77 kickoff returns for 1,869 yards (24.3 avg.).

SEASONAL REVIEWS

2007: Signed by Detroit as a free agent on April 16 and was waived at the end of training camp.

2006: Signed by Seattle as a free agent and was waived on June 5...Signed by Minnesota on June 13 and was waived at the end of training camp...Signed by Detroit on Oct. 31, and started one game vs. San Francisco on Nov. 12...Waived by Detroit on Nov. 16.

2005: Signed by Houston as a free agent and was waived at the end of training camp.

2004: Began the year with Arizona and was waived by at the end of training camp...Signed by New England as a free agent on Oct. 6, and played in 8 games with 3 kickoff returns for 61 yards...Listed as inactive for all three postseason contests.

2003: Appeared in seven games with Arizona with 1 reception for 23 yards and 5 kickoff returns for 136 yards...Opened the season at Detroit on Sept. 7, with 5 returns for 136 yards...Saw limited action on special teams vs. Baltimore on Oct. 12...Inactive for five games due to a back injury.

2002: In his second NFL season played for Denver, Seattle and Arizona and played in 13 games, including four starts, and totaled 15 receptions for 180 yards (12.0 avg.) and 3 TDs and 55 kickoff returns for 1,300 yards (23.6 avg.) between three teams...Began the year with Denver and missed the first two games due to a rib injury...Returned 3 kickoffs for 84 yards vs. Buffalo on Sept. 22, and had 4 returns for 130 yards vs. Miami on Oct. 13...Added 8 returns for 179 yards at Kansas City on Oct. 20...Inactive at New England on Oct. 27...Waived by Denver on Oct. 29...Claimed via waivers by Seattle on Oct. 30, and saw his first action for the Seahawks with 1 kickoff return for 29 yards vs. Washington on Nov. 3...Added 2 returns for 52 yards at Arizona on Nov. 10, and 5 returns for 104 yards vs. Denver on Nov. 17...Waived by Seattle on Nov. 21, claimed via waivers by Arizona on Nov. 22...Made his Cardinals debut vs. Oakland on Nov. 24, and added 6 kickoff returns for 132 yards and 3 special teams tackles...Started at wide receiver vs. Detroit on Dec. 8, and caught 3 passes for 49 yards and added 4 returns for 80 yards...Started at St. Louis on Dec. 15, and had 4 receptions for 54 yards and 7 returns for 164 yards...Added 4 catches for 33 yards and 2 TD receptions vs. San Francisco on Dec. 21...Started the season finale at Denver on Dec. 29, and finished with 4 catches for 44 yards and 1 TD and 7 returns for 171 yards.

2001: In his rookie season with Denver played in 10 games, including five starts, and finished with 8 catches for 84 yards...Also returned 14 kickoffs for 372 yards (26.6 avg.), including a long of 37 yards...In his NFL debut vs. N.Y. Giants on Sept. 10, had 3 special teams tackles and 1 kickoff return for 29 yards...Added 5 returns for 165 yards and 1 reception for 17 yards vs. Baltimore on Sept. 30...Suffered a sprained right ankle at Kansas City on Oct. 7, and spent the next six weeks on the inactive list...Made his first NFL start at Miami on Dec. 2, and started the final five regular season games...Caught 2 passes and added a 27 yard rush on a double reverse vs. Seattle on Dec. 9...Added 2 catches for 30 yards at Kansas City on Dec. 16, and 1 catch for 7 yards and 2



KEVIN KASPER CONTINUED...

kickoff returns for 44 yards vs. Oakland on Dec. 30.

COLLEGE: Former walk-on at Iowa who rose to first team All-Big Ten Conference honors...Two-time academic all-conference selection...Played in 44 games, with 21 starts, and became the school's all-time receptions leader with 157 catches and finished fourth with 1,974 career receiving yards...Caught 82 passes as a senior to lead the Big Ten and set Iowa's single-season record.

PERSONAL: Born Dec. 23, 1977 in Hinsdale, Ill...Graduated with a degree in marketing from Iowa...He and his wife, Lisa, have a son Kyler Joseph and a daughter, Aaliyah Noel.

KASPER'S SINGLE-GAME CAREER HIGHS

RECEPTIONS: 4, four times, latest: at St. Louis 12/15/02

RECEIVING YARDS: 54 at St. Louis 12/15/02

LONG RECEPTION: 24 at St. Louis 12/15/02

TOUCHDOWNS: 2 at San Francisco 12/22/02

RUSHING ATTEMPTS: 2 at Kansas City 12/16/01

RUSHING YARDS: 27 vs. Seattle 12/9/01

LONG RUSH: 27 vs. Seattle 12/9/01

KICKOFF RETURNS: 8 at Kansas City 10/20/02

KICKOFF RETURN YARDS: 179 at Kansas City 10/20/02

LONG KICKOFF RETURN: 56 vs. Miami 10/13/02

KASPER'S CAREER OFFENSIVE STATISTICS

YEAR	TEAM	GP	GS	RUSHING					RECEIVING				
				ATT	YDS	AVG	LG	TD	NO	YDS	AVG	LG	TD
2001	Denver	10	5	8	84	10.5	21	0	3	19	6.3	27	0
2002	Denver	4	0	0	0	0.0	0	0	0	0	0.0	0	0
	Seattle	3	0	0	0	0.0	0	0	0	0	0.0	0	0
	Arizona	6	4	15	180	12.0	24	3	3	19	6.3	9	0
2003	Arizona	7	0	1	23	23.0	23	0	1	-4	-4.0	-4	0
2004	New Eng.	8	0	0	0	0.0	0	0	0	0	0.0	0	0
2005	New Eng.	DNP											
2006	Detroit	1	1	0	0	0.0	0	0	0	0	0.0	0	0
2007	Detroit	DNP											
NFL	TOTALS	39	10	24	287	12.0	24	3	7	34	4.9	27	0

KASPER'S CAREER SPECIAL TEAMS STATISTICS

YEAR	TEAM	KICKOFF RETURNS					PUNT RETURNS					SP T TACKLE	
		NO	YDS	AVG	LG	TD	NO	FC	YDS	AVG	LG		TD
2001	Denver	14	372	26.6	37	0	0	0	0	0.0	0	0	0
2002	Denver	15	393	26.2	56	0	0	0	0	0.0	0	0	0
	Seattle	8	185	23.1	34	0	0	0	0	0.0	0	0	0
	Arizona	32	722	22.6	40	0	0	0	0	0.0	0	0	0
2003	Arizona	5	136	27.2	37	0	0	0	0	0.0	0	0	0
2004	New Eng.	3	61	20.3	21	0	0	0	0	0.0	0	0	0
2005	New Eng.	DNP											
2006	Detroit	0	0	0.0	0	0	0	0	0	0.0	0	0	0
2007	Detroit	DNP											
NFL	TOTALS	77	1,869	24.3	56	0	0	0	0	0.0	0	0	0



DL LOUIS LEONARD 93

HEIGHT: 6-4

WEIGHT: 325

COLLEGE: FRESNO STATE

BIRTHDATE: JULY 16, 1984

GAMES PLAYED/STARTED: 2007 (4/0).

CAREER GAMES: 4 GAMES, 0 STARTS.

POSTSEASON GAMES: 0 GAMES, 0 STARTS.

HOW ACQUIRED: FA - '07

YEAR WITH BROWNS: 2ND

YEAR IN NFL: 2ND

CONTRACT: SIGNED THRU 2008

CAREER TRANSACTIONS: Originally signed by San Diego as an undrafted rookie free agent on May 4, 2007...Waived by San Diego on Sept. 1, 2007...Signed by San Diego to the practice squad on Sept 2, 2007...Signed by St. Louis to the active roster off the San Diego practice squad on Sept. 12, 2007...Waived by St. Louis on Oct. 6, 2007...Signed by Cleveland as a free agent on Oct. 8, 2007.



LOUIS LEONARD CONTINUED...

SEASONAL REVIEWS

2007: In his rookie season, appeared in four games with the Browns and added 2 tackles...Originally signed as an undrafted rookie free agent by San Diego...Waived by Chargers at the end of training camp and signed by the Chargers to their practice squad on Sept. 2...Signed by St. Louis to the active roster off the Chargers practice squad on Sept. 12...Listed as inactive for three consecutive games vs. San Francisco on Sept. 16, at Tampa Bay on Sept. 23, and at Dallas on Sept. 30...Waived by St. Louis on Oct. 6...Claimed by Cleveland via waivers on Oct. 8...Made his Browns debut by playing defensive end at Baltimore on Nov. 18...Also played vs. Houston on Nov. 25, and added 2 tackles at Arizona on Dec. 2...Listed as inactive the next three contests...Played defensive tackle in the regular season finale vs. San Francisco on Dec. 30.

COLLEGE: Played in 43 career games at Fresno State with 28 starts, and posted 68 tackles, 11.5 TFL and 6.5 sacks...As a senior in 2006, started all 12 games and recorded 26 tackles, 6 TFL and 3 sacks...As a junior in 2005, totaled 26 tackles, 4.5 TFL, 2.5 sacks and 2 PBU...As a sophomore in 2004, played in nine games and totaled 8 tackles...As a freshman in 2003, played in nine games, added 5 tackles and 1 TFL.

PERSONAL: Born Louis Apprecio Leonard in Los Angeles, Calif...Graduated from Fresno State with a degree in criminology...Recorded 106 tackles, 7 sacks, 18 TFL and 4 recovered fumbles as a senior at Verbum Dei High School (Los Angeles), earning first-team All-CIF and first-team All-League, as well as being named to the Los Angeles Times' All-Central City first-team.

LEONARD'S SINGLE-GAME CAREER HIGHS

TACKLES: 2 at Arizona 12/2/07

LEONARD'S CAREER DEFENSIVE STATISTICS

YEAR	TEAM	GP	GS	TACKLES					QB PRE	INTERCEPTIONS					FUMBLES			SP T		
				TOT	SOLO	ASST	TFL	SK		YDS	NO	YDS	LG	TD	PD	FF	FR		YDS	SACK
2007	Cleveland	4	0	2	1	1	0	0.0	0.0	0	0	0	0	0	0	0	0	0	0	0
NFL	TOTALS	4	0	2	1	1	0	0.0	0.0	0	0	0	0	0	0	0	0	0	0	0



RB JAMAL LEWIS 31

HEIGHT: 5-11
WEIGHT: 245
COLLEGE: TENNESSEE
BIRTHDATE: AUG. 26, 1979

HOW ACQUIRED: UFA (BALT.) - '07
YEAR WITH BROWNS: 2ND
YEAR IN NFL: 9TH
CONTRACT: SIGNED THRU 2010
GAMES PLAYED/STARTED: 2000 (16/13, 4/3); 2001 (0/0, 0/0); 2002 (16/15);
2003 (16/16, 1/1); 2004 (12/12); 2005 (15/15); 2006 (16/16, 1/1); 2007 (15/15).
CAREER GAMES: 106 GAMES, 102 STARTS.
POSTSEASON GAMES: 6 GAMES, 5 STARTS.

CAREER TRANSACTIONS: Originally drafted by Baltimore in the first round, 5th overall, in the 2000 NFL Draft...Signed by Cleveland as an unrestricted free agent on March 7, 2007...Signed by Cleveland to a three-year contract on Feb. 21, 2008.

CAREER HIGHLIGHTS: Eight-year veteran has rushed for 9,105 yards on 2,120 carries (4.3 avg.) and 54 TDs...Has the second most single-game rushing yards in NFL history with 295 yards vs. Cleveland on Sept. 14, 2003...His 387 carries and 2,066 yards in 2003 were both Baltimore Ravens franchise records...Earned *Football Digest* Comeback Player of the Year in 2002...In 2000, joined Tony Dorsett as one of only two rookies to run for over 1,000 yards for the eventual Super Bowl Champion Baltimore Ravens, and added 338 yards and 4 TDs in four postseason games in 2000.

SEASONAL REVIEWS

2007: In his first season with the Browns, started in 15 games and finished fifth in the NFL with 1,304 yards rushing and tied for seventh with 9 rushing TDs...Recorded 1,304 yards rushing on 298 carries (4.4 avg.) and 9 rushing TDs and added 30 receptions for 248 yards (8.3 avg.) and 2 receiving TDs...Finished fifth in the NFL with 1,552 yards from scrimmage (1,304 rushing and 298 receiving)...His 1,304 rushing yards ranked seventh in franchise history and his 298 carries ranked third in team

FUN FACTS

- In 2007, topped 9,000 career rushing yards becoming one of only 26 players in NFL history.
- Signed a three-year contract through 2010.
- This past spring participated in the NFL and NFL Players Association three-day business management and entrepreneurial program at the Harvard Business School.
- Owner and CEO of a trucking company, All American Xpress, based in Atlanta, Ga.
- In 2003, selected as the NFL Offensive Player of the Year, the Associated Press Player of the Year and was voted to his first Pro Bowl, as he rushed for the second most yards in NFL history (2,066), behind Eric Dickerson's record of 2,105 yards in 1984.



JAMAL LEWIS CONTINUED...

annals...Had five 100-yard rushing games in 2007, and topped the 9,000-yard rushing mark for his NFL career, becoming only the 26th player in league history...Had a season-high 216 yards rushing vs. Cincinnati on Sept. 16...Had a career-high 4 rushing TDs vs. Seattle on Nov. 4...Helped the running game improve from 31st in rushing in 2006 to 10th in 2007 (118.4 ypg)...Inactive vs. Miami on Oct. 14, due to a foot injury...**Game 1 vs. Pittsburgh 9/9:** Started at RB and rushed for 35 yards on 11 carries (3.2 avg.) and a long of 7 yards...Added 2 receptions for 11 yards...**Game 2 vs. Cincinnati 9/16:** Started at RB and rushed for 216 yards on 27 carries (8.0 avg.) and 1 TD, including a 66-yard TD run...The 216 yards rushing marked his third-career 200-yard rushing performance and 31st career 100+ yards rushing performance of his career...The 216 yards rushing marked the sixth highest rushing performance in club history...Had three carries over 30 yards (31, 47, 66t)...Named *NFL FedEx Ground Player of the Week*...Part of an offense that established 554 net yards (3rd highest in club history) of offense and scored 51 points (T-4th in franchise history)...RB Jamal Lewis 216 yards rushing, QB Derek Anderson's 328 yards passing and WR Braylon Edwards 146 yards and TE Kellen Winslow's 100 yards receiving, marked the first time in club history to have a QB with 300-yards passing, a 100-yard rusher and two 100-yard receivers in the same contest...Had six rushing first downs...Had 15 carries and 158 yards rushing in the second half...Late in the 2nd quarter, had a 31-yard run to the Bengals 48-yard line, and three plays later, QB Derek Anderson hit TE Kellen Winslow for a 25-yard TD pass and a 27-1 lead...In the 3rd quarter, ran left guard for a 66-yard TD as the Browns opened a 41-31 lead...In the 4th quarter, rushed left tackle for 47 yards to the Bengals 23-yard line, and five-plays later K Phil Dawson connected on a 18-yard FG to open a 51-38 lead...**Game 3 at Oakland 9/23:** Started at RB and rushed for 56 yards on 15 carries (3.7 avg.), including a long of 15 yards...Also added 2 receptions for 22 yards...**Game 4 vs. Baltimore 9/30:** Started at RB and had 23 carries for 64 yards (2.8 avg.), with 1 rushing TD and a long of 28 yards...In the 2nd quarter, had a 28-yard run out to the Baltimore 41-yard line and six plays later K Phil Dawson converted a 41-yard FG to open a 17-3 lead...Also in the 2nd quarter, capped an 8-play, 31-yard (4:18) drive with a 1-yard TD plunge to open a 24-3 lead...**Game 5 at New England 10/7:** Started at RB and had 1 rush for 11 yards...On the first offensive play of the game, suffered a right foot injury and did not return...**Game 6 vs. Miami 10/14:** Inactive (right foot)...**Game 7 at St. Louis 10/28:** Started at RB and rushed for 61 yards on 17 carries (3.6 avg.), including a long of 12 yards...In the 2nd quarter, added 5 carries for 34 yards, including two consecutive first down rushes of 10 and 12 yards, on the Browns 9-play, 67-yard (5:04) drive, capped by Braylon Edwards 12-yard TD reception to cut the lead, 14-10...**Game 8 vs. Seattle 11/4:** Started at RB and had 20 carries for 37 yards and a career-high 4 rushing TDs...His 4 rushing TDs tied for second most in franchise history...Also added 4 receptions for 67 yards (16.8 avg.), including a long of 34 yards...In the 2nd quarter, capped a 9-play, 57-yard (4:58) drive with a 2-yard TD plunge to cut the deficit, 7-6...In the 3rd quarter, capped an 11-play, 69-yard (6:03) drive with a 1-yard TD run to cut the deficit, 21-16...In the 4th quarter, capped a 10-play, 54-yard (5:06) drive with a 2-yard TD rush to cut the deficit, 24-22...Also in the 4th quarter, capped a 14-play, 89-yard (5:38) drive with a 1-yard TD rush as the Browns opened a 30-27 lead...In the overtime session, took a screen pass 34 yards down to the Seattle 21-yard line and three plays later, K Phil Dawson converted a 25-yard FG for the 33-30 overtime win...**Game 9 at Pittsburgh 11/11:** Started at RB and rushed for 35 yards on 16 carries (2.2 avg.), including a long of 11 yards...Also had 3 receptions for 8 yards...**Game 10 at Baltimore 11/18:** Started at RB and rushed for 92 yards on 22 carries (4.2 avg.) and 1 rushing TD...Added 4 receptions for 30 yards (7.5 avg.), including a long of 25 yards...The game marked his 100th career game...In the 2nd quarter, capped a 6-play, 80-yard (2:56) drive with a 1-yard TD run to open a 10-0 lead...**Game 11 vs. Houston 11/25:** Started at RB and totaled 134 yards on a season-high 29 carries (4.6 avg.) and 1 rushing TD...Added 2 receptions for 13 yards...The 134-yards rushing marked his 32nd career 100-yard game and his second this season...Rushed 21 times for 91 yards in the second half, including 14 carries for 49 yards in the 4th quarter...In the 4th quarter, capped a 4-play, 30-yard (1:59) drive with a 1-yard TD run to open a 27-10 lead...**Game 12 at Arizona 12/2:** Started at RB and added 16 carries for 62 yards (3.9 avg.) and 3 receptions for 24 yards (8.0 avg.) and 1 receiving TD...In the 2nd quarter, capped a 10-play, 80-yard (6:01) drive with a 6-yard TD pass from Derek Anderson to cut the deficit, 14-10...**Game 13 at N.Y. Jets 12/9:** Started at RB and rushed for 118 yards on 21 carries (5.6 avg.) and 1 rushing TD...Also added 3 receptions for 19 yards (6.3 avg.) and 1 receiving TD...His 118 yards rushing marked his third game this season to top the 100-yard mark and 33rd of his career...Rushed for 90 yards in the 2nd half, including 65 yards in the 4th quarter...In the 2nd quarter, capped a 10-play, 80-yard (4:54) drive with a 7-yard TD pass from Derek Anderson to open a 7-0 lead...Sealed the Browns victory with a 31-yard TD run with 1:22 remaining in the 4th quarter to open a 24-15 lead...**Game 14 vs. Buffalo 12/16:** Started at RB and rushed for a 163 yards (4.9 avg.) on a season-high 33 carries, including a long of 26 yards...The 163 yards rushing marked his fourth 100-yard rushing game of the season and 34th of his career...Topped the 1,000 yard mark for the sixth time in his NFL career...Became the eighth Browns RB to top 1,000-yards rushing and marked the 21st time in franchise history...Started his 100th game of his career...Had 80 yards at the half...Rushed for 83 yards in the second half, including 69 in the fourth quarter...**Game 15 at Cincinnati 12/23:** Started at RB and had 21 carries for 92 yards (4.4 avg.), including a long of 15 yards...Added a season-high 5 receptions for 42 yards...**Game 16 vs. San Francisco 12/30:** Started at RB and rushed for 128 yards on 26 carries (4.9 avg.), including a long of 23 yards and 1 reception for 1 yard...The 128 yards rushing marked the fifth 100-yard performance this season and the 35th of his career...In the 1st quarter, topped the 9,000 yard rushing mark for his career and became only the 26th running back in NFL history to reach this milestone.

2006: In his seventh season with the Ravens, finished the year with 1,132 yards on 314 carries (3.6 avg.) and 9



JAMAL LEWIS CONTINUED...

TDs...Contributed 18 receptions for 115 yards (6.4 avg.) and a long of 15 yards...Notched two 100-yard games, at New Orleans on Oct. 29, and vs. Cleveland on Dec. 17...Logged 18 carries for 78 yards and 1 TD in the season opener at Tampa Bay on Sept. 10...Posted 19 rushes for 70 yards vs. Oakland on Sept. 17...Totaled 21 carries for 86 yards at Cleveland on Sept. 24...Registered 15 rushes for 34 yards vs. San Diego on Oct. 1...Tallied 15 rushes for 43 yards at Denver on Oct. 9...Recorded 9 carries for 41 yards vs. Carolina on Oct. 15...Finished with his first 100-yard game at New Orleans on Oct. 29, after posting 31 rushes for 109 yards...Notched 24 carries for 72 yards vs. Cincinnati on Nov. 5, and contributed 3 receptions for 15 yards...Logged 16 rushes for 45 yards at Tennessee on Nov. 12...Matched a career-high 3 TDs vs. Atlanta on Nov. 19, while recording 22 carries for 91 yards and added 3 catches for 17 yards...Tallied 17 rushes for 66 yards and 1 TD vs. Pittsburgh on Nov. 26...Posted 17 rushes for 61 yards at Cincinnati on Nov. 30, while adding 2 receptions for 26 yards...Registered 24 carries for 81 yards and 1 TD at Kansas City on Dec. 10...Logged his second 100-yard game of the season vs. Cleveland on Dec. 17, after totaling 22 rushes for 109 yards and 1 TD...Added another TD at Pittsburgh on Dec. 24, while recording 24 rushes for 77 yards...In the season finale vs. Buffalo on Dec. 31, finished with 20 carries for 69 yards...Totaled 13 rushes for 53 yards vs. Indianapolis in the AFC Divisional Playoff game on Jan. 13, 2007.

2005: Led the Ravens with 1,097 combined yards from scrimmage (906 rushing and 191 receiving) despite being slowed by offseason (Jan. 2005) ankle surgery...Led the Ravens with 54 first downs (48 rushing and 6 receiving)...Had 81 yards rushing and 1 TD on 29 carries vs. N.Y. Jets on Oct. 2...Carried the ball 19 times for 91 yards at Detroit on Oct. 9, grabbed 2 receptions for 17 yards and 1 TD...Posted his first 100-yard rushing game with 23 carries, 113 yards and 1 TD at Cincinnati on Nov. 27...Started and recorded his 28th career 100-yard game with 22 carries for 105 yards and 1 TD vs. Green Bay on Dec. 19...In the season finale at Cleveland on Jan. 1, picked up 89 yards on 20 carries and hauled in 3 passes for 29 yards.

2004: Started 12 games and rushed for 1,006 yards on 235 carries (4.3 avg.) and 7 TDs...Marked his fourth 1,000-yard rushing season...Also pulled in 10 passes for 116 yards...Recorded four 100-yard rushing games, including his fifth-highest total (186 yards on 18 carries) and the longest rush from scrimmage in the NFL in 2004 (75 yards) at Cincinnati on Sept. 26...Missed two games due to an ankle injury and two others due to a suspension...Posted 2 TDs vs. Pittsburgh on Sept. 19...Rushed 18 times for 186 yards for a career-high and franchise-record 10.3 yards per carry average at Cincinnati on Sept. 26...With his 186-yard performance, went over the 5,000-yard rushing mark, becoming the fifth-fastest ever to reach the mark...He was the fifth-youngest back to achieve the feat...Lewis also tied an NFL record (Terrell Davis vs. Seattle - 1996-01) with his seventh-consecutive 100-yard rushing game against a single opponent...Carried the ball 28 times for 116 yards at Washington on Oct. 10...Rushed for 130 yards on 20 carries at Indianapolis on Dec. 19...Recorded his fourth 100-yard rushing game of the season with 167 yards on 34 carries and 1 TD vs. Miami on Jan. 2, 2005.

2003: Started all 16 games and earned his first Pro Bowl invitation after leading the NFL with 2,066 yards rushing...Set a franchise-record with 14 rushing TDs and was second in the league with 2,271 combined yards from scrimmage...Named 2003 *Associated Press* Offensive Player of the Year...Named first-team *Associated Press* All-Pro for the first time in his career...Earned *Pro Football Weekly*/PFWA Most Valuable Player honors...Named to the *Pro Football Weekly* All-NFL team, *Football Digest* All-Pro first-team and *the Sporting News* first-team All-Pro honors...The fifth player in NFL history to record 12 100-yard games in a single season...Posted the second best single-game rushing performance in the NFL with 295 yards rushing and 2 TDs on 30 carries vs. Cleveland on Sept. 14, earning him AFC Offensive Player of the Week honors, and also had the longest rush in franchise history with his 82-yard TD run on his first touch of the game...Carried the ball 23 times for 132 yards and 1 TD at San Diego on Sept. 21...Rushed a career-high 32 times for 134 yards and 1 TD vs. Denver on Oct. 26...Carried the ball 30 times for 180 yards and had his ninth 100-yard rushing game vs. Cincinnati on Dec. 7, and also scored a career-high and franchise-record 3 rushing TDs...Earned Offensive AFC Player of the Week honors as he posted his 11th 100-yard (and second 200-yard) game of the season with 205 yards on 22 carries at Cleveland on Dec. 21...Carried the ball 27 times for 114 yards and 1 TD in the season finale vs. Pittsburgh on Dec. 28...Earned AFC Offensive Player of the Month honors for December after carrying the ball 103 times for 624 yards and 6 TDs in four games.

2002: Returned after missing the 2001 season due to a knee injury to play in all 16 games, starting 15...Finished sixth in the AFC and eighth in the NFL with 1,327 yards rushing and 6 TDs on 308 attempts...Had five 100-yard rushing games...Ranked sixth in the AFC and eighth in the NFL with 1,769 combined yards from scrimmage...Third on the team with career-highs in receptions (47) and yards (442) and 1 TD...Became Ravens' all-time rusher leader with 2,691 yards and rushing attempts (617) in 2002...Tied his then career-high with 187 yards rushing on 26 carries at Cleveland on Oct. 6...Led the team with a career-high 7 receptions for 51 yards at Indianapolis on Oct. 13...Rushed 17 times for 95 yards vs. Tennessee on Nov. 24...Recorded his fourth 100-yard rushing game at Cincinnati on Dec. 1, and carried the ball 22 times for 121 yards...Caught 4 passes for a career-high 108 yards, including a career-long 77-yard TD catch in the 3rd quarter vs. New Orleans on Dec. 8.

2001: Suffered a season-ending knee injury the first week of training camp and was placed on Injured Reserve on Aug. 28.



JAMAL LEWIS CONTINUED...

2000; In his rookie season, rushed for 1,364 yards and 6 TDs on 309 carries as a member of the Super Bowl Champion Baltimore Ravens...Joined Tony Dorsett as the only rookies to run for 1,000 yards for the eventual Super Bowl Champions...Combined for 2,038 yards in the regular season and postseason, rushing and receiving...Was a unanimous all-rookie choice, but finished second for NFL Offensive Rookie of the Year honors behind Denver's Mike Anderson...Had 296 yards receiving for 1,608 yards from scrimmage (sixth in the AFC and tops among NFL rookies)...In the playoffs, gained 338 yards on 103 carries and 4 TDs...Rushed for over 100 yards in seven games (five in the regular season)...Made his first NFL start at Miami on Sept. 17, with 76 yards on 9 carries...Rushed for a season-high 187 yards on 28 carries vs. Dallas on Nov. 19...Rushed for 170 yards on a season-high 30 carries and 2 TDs vs. Cleveland on Nov. 26...Won NFL Offensive Rookie of the Month for November...Rushed for 102 yards on 27 carries and 1 rushing TD in Super Bowl XXXV win over N.Y. Giants on Jan. 28, 2001, which was his seventh 100-yard game of the season.

COLLEGE: Finished third on Tennessee's all-time rushing list with 2,677 yards and fourth with 3,161 all-purpose yards despite playing only three seasons...Started 9-of-10 games as a junior in 1999 and led the Vols with 816 yards and 7 TDs on 182 carries...Caught 15 passes for 193 yards and 1 TD...Was an All-SEC second-team selection...Recorded four 100-yard games plus a 99-yard rushing effort as a junior...Tied the school mark with 13th-career 100-yard game vs. Arkansas, when he rushed 19 times for 147 yards and 1 TD...Raced 70 yards for a TD vs. South Carolina and finished with 146 yards on 14 carries...Gained 497 yards on 73 carries in four starts as a sophomore in 1998...Raced 67 yards for 1 TD vs. Auburn on Oct. 3, and finished with 140 yards on 18 carries, but suffered a right knee injury that ended his sophomore season...Earned Freshman All-America honors in 1997 by *The Sporting News* and won the SEC's Freshman of the Year Award from the *Associated Press*...Led the country in rushing among freshmen (3rd in the SEC and 14th in the country) with 1,364 yards on 232 carries and 7 TDs...Also caught 23 passes for 275 yards and 2 TDs...Lewis' 1,364 rushing yards was second-most in school history...Was the first true freshman in Vols history to rush for over 1,000 yards...Gained over 200 yards rushing twice...Carried the ball 31 times for 127 yards in the SEC Championship game vs. Auburn...Gained 90 yards on 14 carries in the FedEx Orange Bowl loss to Nebraska...In his first career start, had 155 yards rushing and 1 TD vs. Ole Miss.

PERSONAL: Rated the top FB prospect in the nation by *Super Prep* coming out of Douglas (Atlanta, Ga.) High School...Prep Star rated him as the No. 2 southern RB...Rushed for 1,716 yards and 25 TDs as a senior and earned AAAA All-State and All-City honors...Named MVP of the Georgia-Florida All-Star Game with 137 yards on 11 carries (12.4 avg.) and 2 TDs...Gained 1,923 yards and scored 28 TDs as a junior and 1,240 yards and 15 TDs as a sophomore...In his three years as a starter, he rushed for a school-record 4,879 yards and 68 TDs...Also ran track...Arts and Science major...Hosted a Holiday party at the Druid Hill YMCA where he donated 120 new bicycles that were distributed to area children in 2000...Also donated bikes to Northwest PAL Youth Football Team...Contributed money to the Center for Poverty Solutions, helping to raise over \$82,000 to fund its programs to help impoverished individuals and families throughout Baltimore and Maryland in 2002...Hosted a Holiday party at ESPNZone for underprivileged children in 2002 and 2003...Served as a coach for the Baltimore City Urban Tennis camp at McDaniel College...Hosted golf tournament for his Another Love for One Foundation at Hayfield Golf Course in 2003 and 2004...In 2004, flew his mother and brother to Hawaii for the Pro Bowl and took them to visit a military unit at Pearl Harbor...Through his charitable arm, Another Love for One Foundation, donated infant furniture and other supplies to new Habitat for Humanity homeowner Robin Edwards at the NFL/United Way Hometown Huddle in 2004...Served Thanksgiving dinner to young men at Aunt Hattie's Place, a year-round residential facility for youth...Participated in the All Community Team Auction Party, helping to raise over \$200,000 in the silent and live auctions...Joined teammates at Aunt Hattie's Place, a residential home for boys aged 9-18, to serve Thanksgiving Dinner in Nov. 2005...Voted as the 2005 Media Good Guy by Baltimore area media group... Full name: Jamal Lafitte Lewis.

LEWIS' SINGLE-GAME CAREER HIGHS

RUSHING ATTEMPTS: 34 vs. Miami 1/2/05
RUSHING YARDS: 295 vs. Cleveland 12/21/03
LONG RUSH: 82t vs. Cleveland 9/14/03
RUSHING TDS: 4 vs. Seattle 11/4/07
RECEPTIONS: 7 at Indianapolis 10/13/02
RECEIVING YARDS: 108 vs. New Orleans 12/8/02
LONG RECEPTION: 77t vs. New Orleans 12/8/02
RECEIVING TDS: 1, four times: latest at N.Y. Jets 12/9/07

LEWIS' POSTSEASON SINGLE-GAME CAREER HIGHS

RUSHING ATTEMPTS: 30 vs. Denver 12/31/00
RUSHING YARDS: 110 vs. Denver 12/31/00
LONG RUSH: 27t vs. Denver 12/31/00
RUSHING TDS: 2 vs. Denver 12/31/00
RECEPTIONS: 3 at Oakland 1/14/01
RECEIVING YARDS: 21 at Oakland 1/14/01
LONG RECEPTION: 15, two times: latest at Oakland 1/14/01



JAMAL LEWIS CONTINUED...

LEWIS' CAREER OFFENSIVE STATISTICS

YEAR	TEAM	RUSHING								RECEIVING				
		GP	GS	ATT	YDS	AVG	LG	TD	NO	YDS	AVG	LG	TD	
2000	Baltimore	16	13	309	1,364	4.4	45	6	27	296	11.0	45	0	
2001	Baltimore	0	0	0	0	0.0	0	0	0	0	0.0	0	0	
2002	Baltimore	16	15	308	1,327	4.3	75	6	47	442	9.4	77t	1	
2003	Baltimore	16	16	387	2,066	5.3	82t	14	26	205	7.9	26	0	
2004	Baltimore	12	12	235	1,006	4.3	75t	7	10	116	11.6	46	0	
2005	Baltimore	15	15	269	906	3.4	25	3	32	191	6.0	15t	1	
2006	Baltimore	16	16	314	1,132	3.6	52	9	18	115	6.4	15	0	
2007	Cleveland	15	15	298	1,304	4.4	66t	9	30	248	8.3	34	2	
NFL	TOTALS	106	102	2,120	9,105	4.3	82t	54	190	1,613	8.5	77t	4	

LEWIS' CAREER POSTSEASON OFFENSIVE STATISTICS

YEAR	TEAM	RUSHING								RECEIVING				
		GP	GS	ATT	YDS	AVG	LG	TD	NO	YDS	AVG	LG	TD	
2000	Baltimore	4	3	103	338	3.3	27t	4	5	40	10.0	15	0	
2001	Baltimore	0	0	0	0	0.0	0	0	0	0	0.0	0	0	
2003	Baltimore	1	1	14	35	2.5	8	0	2	4	2.0	6	0	
2006	Baltimore	1	1	13	53	4.1	18	0	3	24	8.0	13	0	
NFL	TOTALS	6	5	130	426	3.3	18	4	10	68	6.8	15	0	

LEWIS' 2007 GAME-BY-GAME OFFENSIVE STATISTICS

DATE	OPP	RECEIVING						RUSHING					
		NO	YDS	AVG	LG	TD	NO	YDS	AVG	LG	TD		
9/9	Pitt.	11	35	3.2	7	0	2	11	5.5	6	0		
9/16	Cin.	27	216	8.0	66t	1	0	0	0.0	0	0		
9/23	@ Oak.	15	56	3.7	15	0	2	22	11.0	15	0		
9/30	Balt.	23	64	2.8	28	1	0	0	0.0	0	0		
10/7	@ NE	1	11	11.0	11	0	0	0	0.0	0	0		
10/14	Mia.	Inactive (foot)											
10/28	@ St. L.	17	61	3.6	12	0	0	0	0.0	0	0		
11/4	Sea.	20	37	1.9	5	4	4	67	16.8	34	0		
11/11	@ Pitt.	16	35	2.2	11	0	3	8	2.7	6	0		
11/18	@ Balt.	22	92	4.2	21	1	4	30	7.5	25	0		
11/25	Hou.	29	134	4.6	17	1	2	13	6.5	8	0		
12/2	@ Ari.	16	62	3.9	12	0	3	24	8.0	10	1		
12/9	@ NYJ	21	118	5.6	31t	1	3	19	6.3	7t	1		
12/16	Buff.	33	163	4.9	26	0	1	11	11.0	11	0		
12/23	@ Cin.	21	92	4.4	15	0	5	42	8.4	13	0		
12/30	S.F.	26	128	4.9	23	0	1	1	1.0	1	0		
TOTALS	15 GM	298	1,304	4.4	66t	9	30	248	8.3	34	2		

LEWIS' 2006 GAME-BY-GAME OFFENSIVE STATISTICS

DATE	OPP	RECEIVING						RUSHING					
		NO	YDS	AVG	LG	TD	NO	YDS	AVG	LG	TD		
9/10	@TB	18	78	4.3	27	1	0	0	0	0	0		
9/17	Oak.	19	70	3.7	13	0	0	0	0	0	0		
9/24	@Cle.	21	86	4.1	21	0	0	0	0	0	0		
10/1	SD	15	34	2.3	6	0	0	0	0	0	0		
10/9	@Den.	15	43	2.9	8	0	1	1	1.0	1	0		
10/15	Car.	9	41	4.6	17	0	3	9	3.0	5	0		
10/29	@NO	31	109	3.5	17	0	0	0	0	0	0		
11/5	Cin.	24	72	3.0	10	1	3	15	5.0	7	0		
11/12	@Ten.	16	45	2.8	15	0	1	5	5.0	5	0		
11/19	Atl.	22	91	4.1	16t	3	3	17	5.7	7	0		
11/26	Pitt.	17	66	3.8	11	1	1	4	4.0	4	0		
11/30	@Cin.	17	61	3.6	15	0	2	26	13.0	15	0		
12/10	@KC	24	81	3.4	11	1	0	0	0	0	0		
12/17	Cle.	22	109	5.0	52	1	1	5	5.0	5	0		
12/24	@Pitt.	24	77	3.2	14	1	2	21	10.5	12	0		
12/31	Buff.	20	69	3.5	12	0	1	12	12.0	12	0		
TOTALS	16 GM	314	1,132	3.6	52	9	18	115	4.0	15	0		



LEWIS' 2005 GAME-BY-GAME OFFENSIVE STATISTICS

DATE	OPP	RUSHING					RECEIVING				
		NO	YDS	AVG	LG	TD	NO	YDS	AVG	LG	TD
9/11	vs. Ind.	16	48	3.0	25	0	1	4	4.0	4	0
9/18	@ Ten.	10	9	0.9	13	0	4	32	8.0	11	0
10/2	vs. NYJ	29	81	2.8	9	1	0	0	0.0	0	0
10/9	@ Det.	19	95	5.0	12	0	2	17	8.5	15t	1
10/16	vs. Cle.	24	59	2.5	10	0	2	11	5.5	6	0
10/23	@ Chi.	15	34	2.3	13	0	2	6	3.0	5	0
10/31	@ Pit.	17	61	3.6	14	0	1	0	0.0	0	0
11/6	vs. Cin.	15	49	3.3	11	0	0	0	0.0	0	0
11/13	@ Jax.	14	44	3.1	7	0	5	13	2.6	8	0
11/20	vs. Pit.	13	28	2.2	6	0	0	0	0.0	0	0
11/27	@ Cin.	23	113	4.9	21	1	5	36	7.2	9	0
12/4	vs. Hou.	8	17	2.1	4	0	3	23	7.7	12	0
12/11	@ Den.	Active, but did not play - hand									
12/19	vs. GB	22	105	4.8	20	1	2	9	4.5	8	0
12/25	vs. Min.	24	74	3.1	19	0	2	11	5.5	11	0
1/1/06	@ Cle.	20	89	4.5	16	0	3	29	9.7	13	0
TOTALS	15 GM	269	906	3.4	25	3	32	191	6.0	15t	1

LEWIS' 2004 GAME-BY-GAME OFFENSIVE STATISTICS

DATE	OPP	RUSHING					RECEIVING				
		NO	YDS	AVG	LG	TD	NO	YDS	AVG	LG	TD
9/12	@ Cle.	20	57	2.9	9	0	0	0	0.0	0	0
9/19	vs. Pit.	24	62	2.6	12	2	0	0	0.0	0	0
9/26	@ Cin.	18	186	10.3	75	1	1	46	46.0	46	0
10/4	vs. KC	15	73	4.9	18	1	0	0	0.0	0	0
10/10	@ Was.	28	116	4.1	26	0	0	0	0.0	0	0
10/24	vs. Buf.	Suspended									
10/31	@ Phi.	Suspended									
11/7	vs. Cle.	22	81	3.7	15	1	1	14	14.0	14	0
11/14	@ NYJ	30	71	2.4	11	0	3	20	6.7	17	0
11/21	vs. Dal.	2	5	2.5	4	0	1	3	3.0	3	0
11/28	@ NE	Inactive - Ankle									
12/5	vs. Cin.	Inactive - Ankle									
12/12	vs. NYG	8	32	4.0	11	0	0	0	0.0	0	0
12/19	@ Ind.	20	130	6.5	47	0	2	17	8.5	11	0
12/26	@ Pit.	14	26	1.9	11	1	2	16	8.0	14	0
1/2/05	vs. Mia.	34	167	4.9	20	1	0	0	0.0	0	0
TOTALS	12 GM	235	1,066	4.3	75	7	10	116	11.6	46	0

LEWIS' 2003 GAME-BY-GAME OFFENSIVE STATISTICS

DATE	OPP	RUSHING					RECEIVING				
		NO	YDS	AVG	LG	TD	NO	YDS	AVG	LG	TD
9/7	@ Pit.	15	69	4.6	14	1	2	4	2.0	4	0
9/14	vs. Cle.	30	295	9.8	82	2	0	0	0.0	0	0
9/21	@ SD	23	132	5.7	18	1	2	7	3.5	8	0
9/28	vs. KC	26	115	4.4	17	1	4	44	11	26	0
10/12	@ Ari.	21	131	6.2	52	0	0	0	0.0	0	0
10/19	@ Cin.	19	101	5.3	35	0	1	8	8.0	8	0
10/26	vs. Den.	32	134	4.1	28	1	3	28	9.3	11	0
11/2	vs. Jax.	21	68	3.2	10	0	2	15	7.5	8	0
11/9	@ STL	27	111	4.1	23	1	2	22	11	16	0
11/16	@ Mia.	25	91	3.6	14	0	0	0	0.0	0	0
11/23	vs. Sea.	26	117	4.5	14	0	6	43	7.1	10	0
11/30	vs. SF	19	78	4.1	21	1	0	0	0.0	0	0
12/7	vs. Cin.	30	180	6.0	19	3	0	0	0.0	0	0
12/14	@ Oak.	24	125	5.2	25	0	0	0	0.0	0	0
12/21	@ Cle.	22	205	9.3	72	2	3	21	7.0	14	0
12/28	vs. Pit.	27	114	4.2	25	1	1	13	13	13	0
TOTALS	16 GM	387	2,066	5.3	82	14	26	205	7.8	26	0



JAMAL LEWIS CONTINUED...

LEWIS' 2003 PLAYOFF OFFENSIVE STATISTICS

DATE	OPP	RUSHING					RECEIVING				
		NO	YDS	AVG	LG	TD	NO	YDS	AVG	LG	TD
1/3/04	vs. Ten.	14	35	2.5	8	0	2	4	2	6	0
TOTALS		14	35	2.5	8	0	2	4	2	6	0

LEWIS' 2002 GAME-BY-GAME OFFENSIVE STATISTICS

DATE	OPP	RUSHING					RECEIVING				
		NO	YDS	AVG	LG	TD	NO	YDS	AVG	LG	TD
9/8	@ Car.	17	64	3.8	18	0	4	33	8.3	16	0
9/15	vs. TB	17	53	3.1	8	0	5	38	7.6	10	0
9/30	vs. Den.	25	78	3.1	15	1	4	21	5.3	11	0
10/6	@ Cle.	26	187	7.2	75	0	5	26	5.2	8	0
10/13	@ Ind.	21	75	3.6	17	2	7	51	7.3	11	0
10/20	vs. Jax.	28	119	4.3	13	0	1	11	11.0	11	0
10/27	vs. Pit.	13	34	2.6	6	0	5	50	10.0	37	0
11/3	@ Atl.	12	36	3.0	7	0	2	23	11.5	12	0
11/10	vs. Cin.	21	135	6.4	31	2	0	0	0.0	0	0
11/17	@ Mia.	17	47	2.8	8	0	1	26	26.0	26	0
11/24	vs. Ten.	17	95	5.6	30	0	1	13	13.0	13	0
12/1	@ Cin.	22	121	5.5	29	0	1	4	4.0	4	0
12/8	vs. NO	17	48	2.8	9	1	4	108	27.0	77	1
12/15	@ Hou.	20	49	2.5	10	0	4	12	3.0	5	0
12/22	vs. Cle.	21	100	4.8	25	0	1	3	3.0	3	0
12/29	@ Pit.	14	86	6.1	24	0	2	23	11.5	18	0
TOTALS	16 GM	308	1,327	4.3	75	6	47	442	9.4	77	1

LEWIS' 2000 GAME-BY-GAME OFFENSIVE STATISTICS

DATE	OPP	RUSHING					RECEIVING				
		NO	YDS	AVG	LG	TD	NO	YDS	AVG	LG	TD
9/3	@ Pit.	5	16	3.2	8	0	0	0	0.0	0	0
9/10	vs. Jax.	5	7	1.4	5	0	0	0	0.0	0	0
9/17	@ Mia.	9	76	8.4	45	0	2	22	11.0	16	0
9/24	vs. Cin.	25	116	4.6	15	1	2	25	12.5	19	0
10/1	@ Cle.	13	86	6.6	27	0	1	7	7.0	7	0
10/8	@ Jax.	17	44	2.6	10	0	0	0	0.0	0	0
10/15	@ Was.	16	34	2.1	8	0	3	4	1.3	9	0
10/22	vs. Ten.	17	58	3.4	8	0	2	36	18.0	27	0
10/29	vs. Pit.	19	93	4.9	35	0	3	53	17.7	40	0
11/5	@ Cin.	22	109	4.9	22	0	3	70	23.3	45	0
11/12	@ Ten.	23	99	4.3	30	1	1	15	15.0	15	0
11/19	vs. Dal.	28	187	6.7	18	0	4	20	5.0	8	0
11/26	vs. Cle.	30	170	5.7	36	2	0	0	0.0	0	0
12/10	vs. SD	29	91	3.1	17	1	3	39	13	19	0
12/17	@ Ari.	29	126	4.3	24	1	3	5	1.7	9	0
12/24	vs. NYJ	22	52	2.4	12	0	0	0	0.0	0	0
TOTALS	16 GM	309	1,364	4.4	45	6	27	296	11.0	45	0

LEWIS' 2000 PLAYOFF OFFENSIVE STATISTICS

DATE	OPP	RUSHING					RECEIVING				
		NO	YDS	AVG	LG	TD	NO	YDS	AVG	LG	TD
12/31	vs. Den.	30	110	3.7	27	2	1	15	15.0	15	0
1/7/01	@ Ten.	17	47	2.8	14	1	0	0	0.0	0	0
1/14/01	@ Oak.	29	79	2.7	13	0	3	31	10.3	15	0
1/28/01	@ NYG	27	102	3.8	19	1	1	4	4.0	4	0
TOTALS	4 GM	103	338	3.3	27	4	5	50	10.0	15	0



LEWIS' 100-YARD RUSHING GAMES (35)

YARDS	DATE	OPPONENT	YARDS	DATE	OPPONENT
295	9/14/03	vs. Cleveland	125	12/14/03	at Oakland
216	9/16/07	vs. Cincinnati	121	12/1/02	at Cincinnati
205	12/21/03	at Cleveland	119	10/20/02	vs. Jacksonville
187	10/6/02	at Cleveland	118	12/9/07	at N.Y. Jets
187	11/19/00	vs. Dallas	117	11/23/03	vs. Seattle
186	9/26/04	at Cincinnati	116	10/10/04	at Washington
180	12/7/03	vs. Cincinnati	116	9/24/00	vs. Cincinnati
170	11/26/00	vs. Cleveland	115	9/28/03	vs. Kansas City
167	1/2/05	vs. Miami	114	12/28/03	vs. Pittsburgh
163	12/16/07	vs. Buffalo	113	11/27/05	at Cincinnati
135	11/10/02	vs. Cincinnati	111	11/9/03	at St. Louis
134	10/26/03	vs. Denver	109	12/17/06	vs. Cleveland
134	11/25/07	vs. Houston	109	10/29/06	at New Orleans
132	9/21/03	at San Diego	109	11/5/00	at Cincinnati
131	10/12/03	at Arizona	105	12/19/05	vs. Green Bay
130	12/19/04	at Indianapolis	101	10/19/03	at Cincinnati
128	12/30/07	vs. San Francisco	100	12/22/02	vs. Cleveland
126	12/17/00	at Arizona			

**OL CLIFF LOUIS 63**

HEIGHT: 6-8

WEIGHT: 315

COLLEGE: MORGAN STATE

BIRTHDATE: AUG. 24 1984

GAMES PLAYED/STARTED: 2007 (0/0).

CAREER GAMES: 0 GAMES, 0 STARTS.

POSTSEASON GAMES: 0 GAMES, 0 STARTS.

HOW ACQUIRED: FA - '07

YEAR WITH BROWNS: 2NDYEAR IN NFL: 1ST

CONTRACT: SIGNED THRU 2008

CAREER TRANSACTIONS: Signed by Cleveland as an undrafted rookie free agent on May 8, 2007...Waived by Cleveland on Sept. 1, 2007...Signed by Cleveland to the practice squad on Sept. 2, 2007...Signed by Cleveland as a reserve/future free agent on Jan. 9, 2008.

SEASONAL REVIEWS

2007: In his rookie season with the Browns, spent the entire season on the club's practice squad.

COLLEGE: Two-year starter at offensive tackle for Morgan State...Earned All-MEAC second-team honors as a senior...Selected as MEAC Lineman of the Week when he blocked for a team that managed 260 rushing yards and 332 yards of total offense, accumulating three pancake blocks against Norfolk State...As a junior, assisted the Bears offense in ranking among the top in the MEAC with top ranked passing offense (183.9/game) and top ranked red zone offense (84.4%).

PERSONAL: Born on Aug. 24, 1984, in Brooklyn, N.Y....Sociology and philosophy major...Attended Westhill High School (Conn.)...Two-time All-Conference member as a defensive end and tight end...Career ambition is to practice criminal law and open a recreation center for youth.

**DB BRANDON McDONALD 22**

HEIGHT: 5-10

WEIGHT: 185

COLLEGE: MEMPHIS

BIRTHDATE: AUG. 26, 1985

GAMES PLAYED/STARTED: 2007 (16/2).

CAREER GAMES: 16 GAMES, 2 STARTS.

POSTSEASON GAMES: 0 GAMES, 0 STARTS.

HOW ACQUIRED: D5 - '07

YEAR WITH BROWNS: 2NDYEAR IN NFL: 2ND

CONTRACT: SIGNED THRU 2010

CAREER TRANSACTIONS: Originally drafted by Cleveland in the fifth round, 140th overall, of the 2007 NFL Draft.

CAREER HIGHLIGHTS: Recorded his first career interception vs. Houston on Nov. 25, 2007...Made his first NFL start at N.Y. Jets on Dec. 9, 2007.

BRANDON McDONALD CONTINUED...

SEASONAL REVIEWS

2007: Rookie corner appeared in all 16 games, including two starts, and saw an increased role in the secondary in the second half of the season and added 15 tackles, including 9 solo, 1 QB pressure, 2 interceptions and 11 PBU...Also was a key contributor on special teams and ranked third on the club with 17 special teams tackles... Blossomed in the second half of the season with a pass defended in five consecutive games and finished tied for second on the club with 11 PBU...Recorded his first career interception vs. Houston on Nov. 25, and added his second interception at N.Y. Jets on Dec. 9...**Game 1 vs. Pittsburgh 9/9:** Made his Browns debut by playing on special teams...**Game 2 vs. Cincinnati 9/16:** Played on special teams...**Game 3 at Oakland 9/23:** Played on special teams...**Game 4 vs. Baltimore 9/30:** Played on special teams...**Game 5 at New England 10/7:** Played on special teams...**Game 6 vs. Miami 10/14:** Played on special teams and led the team with 4 tackles...**Game 7 at St. Louis 10/28:** Played on special teams with 1 tackle...**Game 8 vs. Seattle 11/4:** Played corner...Also played on special teams with 2 tackles...**Game 9 at Pittsburgh 11/11:** Played corner with 1 solo tackle and 1 PBU...Also played on special teams with 4 tackles...**Game 10 at Baltimore 11/18:** Played corner with 1 PBU and also played on special teams...**Game 11 vs. Houston 11/25:** Played corner in the nickel defensive package with a career-high 4 tackles, including 2 solo, 1 interception, 1 QB pressure and 3 PBU...Recorded his first career interception in the 4th quarter on a pass from Texans QB Matt Schaub intended for WR Andre Johnson at the Houston 30-yard line and four plays later, RB Jamal Lewis added a 1-yard TD run to open a 27-10 lead...Part of a defensive effort that forced three turnovers, two sacks and limited Houston to only 77 net yards rushing...Also led the team with 2 special teams tackles...**Game 12 at Arizona 12/2:** Played corner in the nickel defensive package with 3 tackles, including 1 solo, and 2 PBU...Also played on special teams with 2 tackles...**Game 13 at N.Y. Jets 12/9:** Made his first career start at corner as the Browns opened in the nickel defensive package and added 4 tackles, including 3 solo, 1 interception and 3 PBU...His 4 tackles and 3 PBU matched career-highs...Recorded his second interception of the season in the 4th quarter on a pass from Jets QB Kellen Clemens on a pass intended for WR Wallace Wright at the Cleveland 31-yard line...**Game 14 vs. Buffalo 12/16:** Played corner with 1 tackle...Part of a defensive effort that gave the Browns their first shutout since 2005 (11/20/05 vs. Miami, 22-0 win) and held the Bills to 232 net yards of offense...Also played on special teams with 1 tackle...**Game 15 at Cincinnati 12/23:** Started at corner as the defense opened in the nickel defensive package with 1 solo tackle...Also played on special teams...**Game 16 vs. San Francisco 12/30:** Played corner in the nickel package with 1 solo tackle and 1 PBU...Also played on special teams with 1 tackle.

COLLEGE: Played two seasons at Memphis at corner and also returned punts after playing two seasons at Jones County Community College...Ranks seventh in Memphis school annals with 46 punt returns and tenth with 305 yards...Ranks eighth in Memphis history with 158 yards on 7 interceptions...Played in 24 games at Memphis, including 23 starts, including 11 at right cornerback, 4 at left cornerback, 8 at free safety...Totaled 133 tackles, 79 solo, 5.5 TFL, 1 forced fumble, 15 PBU and 7 interceptions for 158 yards...Former wide receiver has made the transition to the secondary...As a senior in 2006, named All-Conference USA second-team selection by the league's media...Named the team's Defensive Player of the Year...Started all twelve games, lining up at left cornerback for four games before shifting to free safety for eight contests...Led the team with a career-high 84 tackles, 45 solos, 2 TFL, 1 forced fumble and 1 blocked kick...Had 4 PBU and 4 interceptions for 83 yards... Added 152 yards on 14 punt returns (10.9 avg.)...As a junior in 2005, joined the team during spring drills, but was bothered by knee problems, undergoing an arthroscopic procedure to repair a torn meniscus prior to the opening of fall camp...Went on to start eleven of twelve contests at right cornerback...Recorded 49 tackles, 34 solos, 3.5 TFL, 7 PBU and 3 interceptions for 75 yards...Blocked an extra point attempt and gained 153 yards on 32 punt returns (4.8 avg.)...In Junior College, lettered for two seasons (2003-04) at Jones County Community College... Worked as a receiver during his first season, and in the secondary in 2004...Credited with 25 tackles and a team-leading 8 PBU in 2004...Also led JCCC in punt returns...Received MACJC Player of the Week honors in 2004 when he returned 6 punts for 132 yards against East Central Community College...Added 3 interceptions in the Bowl contest vs. Blinn College...Helped his squad to an 8-3 record, and was named All-State and All-Region, adding All-American honorable mention.

PERSONAL: Born on Aug. 26, 1985, in Collins, Miss...Led Collins High School to back-to-back state championships in 2001 and 2002 and was selected to play in the Mississippi-Alabama All-Star game as a senior...Earned all-state, all-region and all-area honors...Also lettered in basketball and baseball...Education major...Cousin of Philadelphia Eagles running back Correll Buckhalter and former NFL quarterback Steve McNair...Son of Lisa Grant and James Spencer.

McDONALD'S SINGLE-GAME CAREER HIGHS

TACKLES: 4 vs. Houston 11/25/07; at N.Y. Jets 12/9/07

INTERCEPTIONS: 1 vs. Houston 11/25/07; at N.Y. Jets 12/9/07

PBU: 3 vs. Houston 11/25/07; at N.Y. Jets 12/9/07



MCDONALD'S CAREER DEFENSIVE STATISTICS

YEAR	TEAM	GP	GS	TACKLES						QB PRE	INTERCEPTIONS				FUMBLES			SP T TACKLE	
				TOT	SOLO	ASST	TFL	SK	YDS		NO	YDS	LG	TD	PD	FF	FR		YDS
2007	Cleveland	16	2	15	9	6	0	0.0	0.0	1	2	0	0	0	11	0	0	0	17
NFL	TOTALS	16	2	15	9	6	0	0.0	0.0	1	2	0	0	0	11	0	0	0	17



LB WILLIE MCGINEST 55

HEIGHT: 6-5
WEIGHT: 270
COLLEGE: SOUTHERN CALIFORNIA
BIRTHDATE: DEC. 11, 1971

HOW ACQUIRED: UFA (N.E.) - '06
YEAR WITH BROWNS: 3RD
YEAR IN NFL: 15TH
CONTRACT: SIGNED THRU 2008

GAMES PLAYED/STARTED: 1994 (16/7, 1/1); 1995 (16/16); 1996 (16/16, 3/3); 1997 (11/11, 2/2); 1998 (9/8, 1/1); 1999 (16/16); 2000 (14/14); 2001 (11/5, 3/1); 2002 (16/10); 2003 (14/11, 3/3); 2004 (16/16, 3/3); 2005 (16/16, 2/2); 2006 (14/13); 2007 (13/12).
CAREER GAMES: 198 GAMES, 171 STARTS.
POSTSEASON GAMES: 18 GAMES, 16 STARTS.

CAREER TRANSACTIONS: Originally drafted by New England in the first round, 4th overall, in the 1994 NFL Draft...Signed by Cleveland as an unrestricted free agent on March 15, 2006.

CAREER HIGHLIGHTS: Won three Super Bowls with the Patriots (XXXVI, XXXVIII and XXXIX)...Third on the Patriots all-time sacks list with 78 career sacks.

SEASONAL REVIEWS

2007: Veteran linebacker appeared in 13 games, including 12 starts at left outside linebacker, and collected 40 tackles, 27 solo, 2 TFL, 3 sacks for 12 yards, 3 QB pressures and 6 PBU...Had a season-high 6 solo tackles and 2 sacks vs. San Francisco on Dec. 30. **Game 1 vs. Pittsburgh 9/9:** Inactive (back)...**Game 2 vs. Cincinnati 9/16:** Inactive (back)...**Game 3 at Oakland 9/23:** Inactive (back)...**Game 4 vs. Baltimore 9/30:** Started a LOLB as the defense opened in the nickel package and added 3 tackles, including 2 solo...**Game 5 at New England 10/7:** Started at LOLB with 2 tackles, including 1 solo...**Game 6 vs. Miami 10/14:** Started at LOLB with 3 solo tackles and 1 QB pressure...**Game 7 at St. Louis 10/28:** Started at LOLB and totaled 5 tackles, including 2 solo, 1 TFL and matched a career-high with 3 PBU...**Game 8 vs. Seattle 11/4:** Started at LOLB and added 2 solo tackles...**Game 9 at Pittsburgh 11/11:** Started at LOLB with 2 tackles, including 1 solo...**Game 10 at Baltimore 11/18:** Started at LOLB with 2 solo tackles, 1 sack for 0 yards and 1 recovered fumble...In the 1st quarter, recovered a fumble by Ravens QB Kyle Boller, on a sack by LB Kamerion Wimbley, at the Baltimore 23 yard line and six plays later K Phil Dawson converted a 28-yard FG to open a 3-0 lead...Also in the 1st quarter, sacked Boller for no yards...**Game 11 vs. Houston 11/25:** Started at LOLB and added 4 tackles, including 2 solo, 1 QB pressure and 1 PBU...Part of a defensive effort that forced three turnovers, two sacks and limited Houston to only 77 net yards rushing...**Game 12 at Arizona 12/2:** Started at LOLB with 3 tackles, including 2 solo, and 2 PBU...In the 2nd quarter, tipped a pass from Cardinals QB Kurt Warner intended for RB J.J. Arrington and was intercepted by S Sean Jones at the Cleveland 38-yard line...**Game 13 at N.Y. Jets 12/9:** Started at LOLB with 1 TFL and 1 QB pressure...**Game 14 vs. Buffalo 12/16:** Started at LOLB with 2 tackles, including 1 solo...Part of a defensive effort that gave the Browns their first shutout since 2005 (11/20/05 vs. Miami, 22-0 win) and held the Bills to 232 net yards of offense...**Game 15 at Cincinnati 12/23:** Played LOLB with 5 tackles, including 3 solo...**Game 16 vs. San Francisco 12/30:** Started at LOLB and totaled 6 solo tackles and 2 sacks for 12 yards...In the 3rd quarter, sacked 49ers QB Chris Weinke for a 5-yard loss to force a 3rd and 11 situation...Also in the 3rd quarter, sacked 49ers QB Chris Weinke for a 7-yard loss to force a 2nd and 17 situation...Part of a defense that limited the 49ers to only 185 net yards of offense, added 5 sacks and allowed only 73 net yards passing.

2006: Joined the Browns via free agency and played in 14 games, including 13 starts at left outside linebacker and accumulated 67 tackles, 35 solo, 8 TFL, 4 sacks for 9 yards, 5 QB pressures, 1 interception, and 2 PBU...Had a season-high 12 tackles vs. Kansas City on Dec. 3...Tied for the team lead with 8 TFL and ranked third with 4 sacks...Made his Browns debut and started with 4 tackles vs. New Orleans on Sept. 10...Dressed but DNP (calf) at Cincinnati on Sept. 17...Added 2 tackles, 1 sack for 7 yards, 1 QB pressure and 1 PBU vs. Baltimore on Sept. 24...

FUN FACTS

- Is the CEO of a multi-faceted entertainment company called 55 Entertainment and owns a sports memorabilia company, Signature Collectables, a visual content and distribution company, Pristine Vision and owns and operates restaurant franchises and investment properties, WillMac, Inc.
- The Willie McGinest Foundation supports youth outreach efforts and educational opportunities for underprivileged youth in California and Ohio.
- A 14-year veteran has played in 198 career games, including 171 starts, and totaled 807 tackles and 85 sacks during his career.
- Won three Super Bowls (XXXVI, XXXVII and XXXIX) as a member of the New England Patriots.
- Established an NFL playoff record with 4.5 sacks vs. Jacksonville in the AFC Wild Card game on Jan. 7, 2006.



WILLIE MCGINEST CONTINUED...

Started with 3 tackles and 1 TFL at Oakland on Oct. 1, and 2 solo tackles and 1 sack for 1 yard at Carolina on Oct. 8...Started and posted 7 tackles and 2 TFL vs. Denver on Oct. 22, and 2 tackles and 1 forced fumble vs. N.Y. Jets on Oct. 29, and left the game in the 4th quarter (right ankle)...Inactive due to the right ankle injury at San Diego on Nov. 5...Started with 6 tackles and 1 QB pressure at Atlanta on Nov. 12...Started and added 4 tackles, 1 sack for 1 yard and 1 interception vs. Pittsburgh on Nov. 19...Started with 2 tackles, 1 sack and 1 TFL vs. Cincinnati on Nov. 26...Started and collected a season-high 12 tackles, 3 TFL and 1 recovered fumble vs. Kansas City on Dec. 3...Started with 8 tackles at Pittsburgh on Dec. 7, and 4 tackles and 1 QB pressure at Baltimore on Dec. 17...Started and totaled 7 tackles, 1 TFL, 1 QB pressure and 1 PBU vs. Tampa Bay on Dec. 24...Started in the regular season finale at Houston on Dec. 31, and added 3 solo tackles.

2005: Moved into third place in Patriots team history with 78.0 career sacks...Collected an NFL playoff record 4.5 sacks against Jacksonville on Jan. 7...Ranked first in NFL postseason history with 16 sacks, passing Bruce Smith (14.5) and Reggie White (12)...Collected 3 tackles vs. Oakland on Sept. 8...Tallied 5 solo tackles against Carolina on Sept. 18...Notched 3 solo tackles, including 2 sacks and 1 PBU vs. Pittsburgh on Sept. 25, dropped Ben Roethlisberger for a 9-yard sack in the 4th quarter...Registered 4 solo tackles and 1 PBU vs. San Diego on Oct. 2, halted a Chargers drive by batting down a Drew Brees pass on third-and-two in the second quarter...Recorded 5 tackles against Atlanta on Oct. 9...Tallied 6 tackles, including a half a sack vs. Denver on Oct. 16, combined with Dan Klecko to sack Jake Plummer for an 8-yard loss in the second quarter...Registered 6 tackles against Buffalo on Oct. 30...Registered 5 solo tackles vs. Indianapolis on Nov. 7...Tallied 2 tackles and 1 PBU against Miami on Nov. 13, deflected a pass that was then intercepted by Ellis Hobbs in the fourth quarter...Notched 5 tackles and a sack and 2 PBU vs. New Orleans on Nov. 20, provided pressure and forced Aaron Brooks to throw an incompleteness on a fourth-and-five play in the 2nd quarter, dropped Brooks for a 5-yard sack in the second quarter...Collected 5 solo tackles against Kansas City on Nov. 27...Recorded 4 tackles vs. N.Y. Jets on Dec. 4...Registered 2 tackles against Buffalo on Dec. 11...Collected 5 tackles, 2 sacks and a fumble recovery vs. Tampa Bay on Dec. 17, dropped Chris Simms for a 4-yard sack in the first quarter and recovered a Simms' fumble after Mike Vrabel caused the loose ball with a blind-side sack late in the second quarter...Notched 2 tackles and a half sack against the N.Y. Jets on Dec. 26...Finished second on the team with 8 tackles and collected an NFL playoff record 4.5 sacks vs. Jacksonville on Jan. 7...Notched 6 tackles vs. Denver on Jan. 14.

2004: Started in 16 games for the fourth time in his career and finished with 61 tackles and led the Patriots with 9.5 sacks...Recorded 1 sack against Peyton Manning on Sept. 9, which led to a Mike Vanderjagt missed field goal...Posted 5 solo tackles, 2 sacks and 2 PBU vs. Arizona on Sept. 19...Tallied 4 tackles and 1 PBU vs. Buffalo on Oct. 3...Shared a sack with Ty Warren and intercepted a Matt Hasselbeck pass to set up a New England TD in the 1st quarter vs. Seattle on Oct. 17...Registered 4 tackles, 1 forced fumble and 1 PBU vs. St. Louis on Nov. 17, his sack of Marc Bulger forced a fumble and his deflected pass was intercepted by teammate Roman Phifer...Totaled 4 tackles, 1 sack and 1 forced fumble which was recovered by Roman Phifer vs. Buffalo on Nov. 14...Notched 5 tackles and 1 sack of Trent Green on the final play of the game against Kansas City on Nov. 22...Posted 5 tackles and 1 sack of Luke McCown for a 13-yard loss at Cleveland on Dec. 5...Finished with 6 tackles and a Rudi Johnson fumble recovery which set up a Patriots TD vs. Cincinnati on Dec. 12...Tied for a team-lead 6 tackles while contributing with 1 sack and 1 PBU vs. Miami on Dec. 20...Recorded 1 tackle and 1 sack of Ken Dorsey vs. San Francisco on Jan. 2...Tallied 2 solo tackles and 2 PBU against Indianapolis in the AFC Divisional Playoff Game on Jan. 16...Registered 3 tackles in the AFC Championship Game vs. Pittsburgh on Jan. 23...Finished with 2 solo tackles including a stop on Brian Westbrook for a 3-yard loss in the Patriots' 24-21 Super Bowl XXXIX victory over Philadelphia.

2003: Named to the Pro Bowl for the second time in his career...Competed in 14 regular season games and all three playoff battles...Finished third on New England with 5.5 sacks and led the NFL with 5 postseason sacks...Voted AFC Defensive Player of the Week after the Patriots' victory over the New York Jets...Finished with 2 sacks, 1 forced fumble and 1 recovered fumble vs. Philadelphia on Sept. 14, as he dropped Donovan McNabb twice while causing 1 fumble in the 4th quarter...Tallied 6 tackles and 1 sack vs. Washington on Sept. 28...Recorded a team-high and career-high 14 tackles vs. Houston on Nov. 23, with 7 TFL, including 3 in overtime...Posted 5 tackles and 1 sack in New England's 38-34 win over Indianapolis on Nov. 30, stopped Edgerrin James for a 1-yard loss on fourth-and-goal at the one-yard line with 11 seconds remaining...Helped the Patriots clinch the AFC East with 2 solo tackles, 1 sack and 1 PBU vs. Miami on Dec. 7...Named AFC Defensive Player of the Week after registering 9 tackles, 1.5 sacks and 1 interception return for a TD vs. the N.Y. Jets on Dec. 20, picked off Chad Pennington and rumbled for a 15-yard score...Notched 7 solo tackles and 3 sacks in the AFC Divisional Playoff win vs. Tennessee on Jan. 10...Finished with 5 solo tackles and 1 sack in the AFC Championship Game vs. Indianapolis on Jan. 18...Posted 4 tackles, 1 sack and 1 PBU in New England's Super Bowl XXXVIII win.

2002: Played in all 16 games and led the team with 5.5 sacks...Moved into fourth place on the Patriots' all-time sacks list...Totaled 62 stops, 10 PBU and 1 interception...Collected 6 tackles and 1 sack on Monday Night Football vs. Pittsburgh on Sept. 9...Posted 1 sack and 3 PBU vs. N.Y. Jets on Sept. 15...Increased career sack total to 54.5 and moved into fourth place on New England's career sacks list against Denver on Oct. 27...Finished with a season-high 1.5 sacks vs. Buffalo on Nov. 3...Tallied 6 solo tackles to tie the team lead against Chicago on Nov. 10, stopped Anthony Thomas for no gain on the goal line in the 4th quarter of the Patriots come-from-behind



WILLIE MCGINEST CONTINUED...

win...Picked-off 1 pass against Detroit on Nov. 28...Notched 4 tackles and 1 sack in an overtime win vs. Miami on Dec. 29.

2001: Competed in 11 games while tallying 33 tackles, 2 PBU and 1 forced fumble and ranked second on the team with 6 sacks...Became the first Patriot to post multiple sacks in consecutive weeks since 1993...Recorded 5 tackles and 2 sacks of Brian Griese against Denver on Oct. 28...Finished with 5 tackles and 2 sacks again vs. Atlanta on Nov. 4...Tallied 5 tackles, 4 FTL, and helped limit the Buffalo Bills to 69 rushing yards on Nov. 11...Made 4 stops and registered his third multi-sack game of the season against Carolina on Jan. 6...In AFC Championship Game at Pittsburgh on Jan. 27, totaled 6 tackles and held Pittsburgh to 58 rushing yards...Posted 4 tackles and a 16-yard sack of Kurt Warner in Super Bowl XXXVI against St. Louis on Feb. 3.

2000: Named defensive co-captain and totaled 63 tackles and tied for a team lead with 6 sacks...Tallied 8 tackles and his first sack of the season against Tampa Bay on Sept. 3...Notched 5 tackles against Minnesota on Sept. 17, before leaving the game with an injury...Credited with 1 sack and 1 forced fumble, which he recovered against Denver on Oct. 1, the fumble recovery led to a Patriots score on the next play...Recorded 6 tackles and 1 sack vs. N.Y. Jets on Oct. 15...Finished with 6 tackles and 1 recovered fumble which led to a Patriots field goal against Buffalo on Nov. 5...Tied a career-high with 8 solo tackles vs. Chicago on Dec. 10...Registered eighth career multiple-sack game vs. Buffalo on Dec. 17...Made 1 sack of Jay Fiedler against Miami on Dec. 24.

1999: Started all 16 games of the season, while finishing with 84 total tackles, 1 forced fumble, 2 recovered fumbles and a team-lead 9 sacks, his third highest total of his career...Named AFC Defensive Player of the Week after making 6 tackles, 2 sacks, 1 forced fumble and 1 fumble recovery vs. N.Y. Jets on Sept. 12, the fumble was recovered in the end zone for his second career TD...Totaled third sack of the season after dropping Tim Couch for a 3-yard loss vs. Cleveland on Oct. 2...Tallied 7 tackles and 1.5 sacks of Damon Huard who was sacked a total of nine times by the Patriots defense against Miami on Oct. 17...Posted 1 sack in his second consecutive game and finished with 3 stops vs. Denver on Oct. 24...Credited with one-half sack and 5 tackles against Arizona on Oct. 31...Posted 8 tackles against N.Y. Jets on Nov. 15...Recorded 5 total tackles and his seventh sack of the season vs. Miami on Nov. 21...Registered 1 sack and limited Dallas' running game to 63 yards on Dec. 5...Tallied a season-high 9 stops vs. Philadelphia on Dec. 19...Sacked Tony Banks for his ninth of the season and recovered his second fumble recovery of the year to lead the Patriots to a regular season finale win over Baltimore on Jan. 2.

1998: Missed seven games of the season due to a groin injury...Started in 8 games and New England's playoff game vs. Jacksonville...Totaled 24 tackles and 3.5 sacks...Posted 5 tackles against Indianapolis on Sept. 13, and matched that total the following week against Tennessee on Sept. 20, added 1 sack vs. the Colts...Notched 1 sack against New Orleans on Oct. 4...Brought down Vinny Testaverde for a 9-yard loss before being sidelined due to a groin injury vs. N.Y. Jets on Oct. 19...Returned to make 4 tackles in the final regular season game against the Jets on Dec. 27...Tallied 3 solo tackles against Jacksonville in the playoffs on Jan. 3.

1997: Injured for five of the first six games, due to a hamstring injury caused in the final preseason game...Totaled 35 tackles, 2 sacks, 1 PBU and 3 recovered fumbles...Recorded 3 tackles and recovered a Neil O'Donnell fumble in his first start against the Jets on Sept. 14, suffered a knee sprain which sidelined him for the next three games...Returned to play the Jets on Oct. 19...Registered a season-high 5 stops at Minnesota but left game with a sprained ankle...Dropped Alex Van Pelt for his first sack of the season vs. Buffalo on Nov. 9...Tallied second sack of the season against Indianapolis on Nov. 30...Recovered 1 fumble and tied season-high with 5 tackles against Jacksonville on Dec. 7...Led the Patriots with 2.5 sacks in the postseason while finishing with 11 tackles...Made 6 stops and 1.5 sacks in the divisional playoff game vs. Pittsburgh on Jan. 3.

1996: Started every game for New England including all three postseason matchups...Finished with 67 tackles and led the team with 9.5 sacks...Notched first career interception and returned the pick for a 46-yard TD vs. Buffalo...Selected to his first Pro Bowl of his career...Finished with 3 stops in the season opener vs. Miami on Sept. 1...Posted 4 tackles and first sack of the season against Buffalo on Sept. 8...Deflected a career-high 3 passes and notched 3 tackles vs. Jacksonville on Sept. 22...Dropped Gus Frerotte for his second sack of the season vs. Washington on Oct. 13, totaled 7 tackles and forced 1 fumble...Sacked Jim Harbaugh twice in the 4th quarter against Indianapolis on Oct. 20...Returned a 46-yard interception for a TD vs. Buffalo on Oct. 27, registered 7 tackles, 1 sack and 2 PBU...Forced a Dan Marino fumble vs. Miami on Nov. 3...Recorded 8th sack of the season after bringing down Frank Reich for a 1-yard loss vs. N.Y. Jets on Nov. 10...Recovered a fumble in the end zone for his second TD of the season against San Diego on Dec. 1...Finished with 7 tackles and 1 sack vs. Dallas on Dec. 15...Totaled 5 tackles in each of the first two playoff games...Tallied 6 stops against Green Bay in Super Bowl XXXI on Jan. 26.

1995: Started 16 games while finishing with 11 sacks and ranked fourth on the team with 88 tackles, including 70 solo, and 6 PBU...Voted as an alternate to the Pro Bowl in just his second season...Recorded 4 tackles, 1 PBU and a fumble recovery vs. Atlanta on Oct. 1...Posted first sack of the season after dropping John Elway for a 5-yard loss against Denver on Oct. 8, finished with 6 stops in the game...Sacked Jim Kelly twice and recorded 8 solo tackles vs. Buffalo on Oct. 23...Notched a career-high 11 tackles vs. Carolina on Oct. 29...Brought down Dan Marino twice and forced 1 fumble vs. Miami on Nov. 12...Finished with 6 tackles against Indianapolis on Nov. 19...Registered 1 sack of Jim Kelly against Buffalo on Nov. 26...Ended the season with multiple sack games vs.



WILLIE MCGINEST CONTINUED...

N.Y. Jets on Dec. 10 and Indianapolis on Dec. 23.

1994: Split time at left outside linebacker for the first half of the season before starting in seven of the last eight regular season games...Finished the season with 43 tackles and 4.5 sacks...Earned All-Rookie honors by *Pro Football Weekly* and *College and Pro Football Newsweekly*...Selected as the 1994 Rookie of the Year by the 1776 Quarterback Club...Assisted on his first career sack vs. Buffalo on Sept. 11...Tallied 1 sack and a fumble recovery the following week against Cincinnati on Sept. 18...Made first career start and finished with 5 tackles vs. Cleveland on Nov. 6...Recorded 7 tackles vs. Minnesota on Nov. 13...Registered 8 tackles and 1 sack against Indianapolis on Dec. 11...Totalled 4 tackles and 1 sack in the final regular season game vs. Chicago on Dec. 24...Finished with 8 tackles, 1 sack and 3 PBU in the AFC Wild Card Playoff Game vs. Cleveland on Jan. 1.

COLLEGE: A four-year letterman at Southern Cal earning all-conference honors for three straight years and All-American accolades in 1993...Wore jersey number 55 in honor of All-American linebacker Junior Seau...A finalist for the Lombardi Award and All-Pac-10 honors his senior season...Finished career with 193 tackles, 29 sacks, 48 TFL and 26 PBU...Tied for the Pac-10 lead with 16 sacks his junior season...Led the team with 23 TFL and was named Southern Cal's Defensive Player of the Year...Totalled 63 tackles, 9 PBU and 3 forced fumbles...Played nine games his sophomore campaign and finished the year with 35 tackles and 2 sacks...Started in three games as a true freshman...Finished season with 27 tackles and 5 sacks.

PERSONAL: Attended Long Beach Polytechnic High School...Lettered in both football and basketball where he earned all-state honors in both sports...Named All-American from Super Prep, Blue Chip and Tom Lemming magazines...Garnered all-state and all-region distinctions at linebacker in 1989...Tallied 107 tackles, 18 sacks, 2 recovered fumbles, 4 PBU, 1 interception and 4 blocked kicks...Earned *Long Beach Press-Telegram* "Best in the West," All-CIF Southern Section and all-league honors on the hardwood while averaging 14 points per game during his senior season...Graduated with a degree in public administration at Southern Cal in 1994...Born Willie Lee McGinest, Jr. on Dec. 11, 1971, in Long Beach, Calif...Son of Willie and Joyce McGinest...Willie and his fiancé, Lori Clark, have two daughters, Rylie and Halie.

MCGINEST'S SINGLE-GAME CAREER HIGHS

TACKLES: 14 vs. Houston 11/23/03

SACKS: 2, 15 times (last vs. San Francisco 12/30/07)

FORCED FUMBLES: 1, 17 times (last vs. N.Y. Jets 10/29/06)

RECOVERED FUMBLE: 1, 17 times (last at Baltimore 11/18/07)

INTERCEPTIONS: 1, 5 times (last vs. Pittsburgh 11/17/06)

PBU: 3, 3 times (last at St. Louis 10/28/07)

MCGINEST'S POSTSEASON SINGLE-GAME CAREER HIGHS

TACKLES: 8 at Cleveland 1/1/95

SACKS: 4.5 vs. Jacksonville 1/7/05

PBU: 3, 3 times

MCGINEST'S CAREER DEFENSIVE STATISTICS

YEAR	TEAM	GP	GS	TACKLES							QB INTERCEPTIONS					FUMBLES			SP	T
				TOT	SOLO	ASST	TFL	SK	YDS	PRE	NO	YDS	LG	TD	PD	FF	FR	YDS	TACKLE	
1994	New Eng.	16	7	43	29	14	0	4.5	17.0	0	0	0	0	0	0	8	2	2	0	0
1995	New Eng.	16	16	88	70	18	0	11.0	96.0	0	0	0	0	0	6	4	0	0	0	0
1996	New Eng.	16	16	67	49	18	0	9.5	62.5	0	1	46	46t	1	9	2	2	0	0	0
1997	New Eng.	11	11	35	25	10	0	2.0	14.0	0	0	0	0	0	1	0	3	0	0	0
1998	New Eng.	9	8	24	19	5	0	3.5	23.0	0	0	0	0	0	1	1	0	0	0	0
1999	New Eng.	16	16	84	70	14	0	9.0	59.5	0	0	0	0	0	2	1	2	0	0	0
2000	New Eng.	14	14	63	45	18	0	6.0	39.0	0	0	0	0	0	1	1	2	0	0	0
2001	New Eng.	11	5	33	25	8	0	6.0	35.0	0	0	0	0	0	2	1	0	0	0	0
2002	New Eng.	16	10	62	42	20	0	5.5	41.0	0	1	2	2	0	10	0	0	0	0	0
2003	New Eng.	14	11	78	58	20	0	5.5	33.5	0	1	15	15t	1	4	2	2	0	0	0
2004	New Eng.	16	16	61	43	18	0	9.5	55.5	0	1	27	27	0	6	2	1	0	0	0
2005	New Eng.	16	16	62	49	13	0	6.0	35.0	0	0	0	0	0	5	0	1	0	0	0
2006	Cleveland	14	13	67	35	24	8	4.0	9.0	5	1	0	0	0	2	1	1	0	0	0
2007	Cleveland	13	12	40	27	11	2	3.0	12.0	3	0	0	0	0	6	0	1	0	0	0
NFL	TOTALS	198	171	807	586	211	10	85.0	532.0	8	5	90	27	2	63	17	17	0	0	0



WILLIE MCGINEST CONTINUED...

MCGINEST'S CAREER POSTSEASON DEFENSIVE STATISTICS

YEAR	TEAM	GP	GS	TACKLES					QB		INTERCEPTIONS			FUMBLES			SP T	
				TOT	SOLO	ASST	TFL	SK	YDS	PRE	NO	YDS	LG	TD	PD	FF	FR	YDS
1994	New Eng.	1	1	8	5	3	0	1.0	10.0	0	0	0	0	0	3	0	0	0
1996	New Eng.	3	3	16	10	6	0	1.0	7.0	0	0	0	0	1	0	0	0	
1997	New Eng.	2	2	11	6	5	0	2.5	5.0	0	0	0	0	1	0	0	0	
1998	New Eng.	1	1	3	3	0	0	0.0	0.0	0	0	0	0	0	0	0	0	
2001	New Eng.	3	1	11	9	2	0	2.0	18.0	0	0	0	0	1	0	0	0	
2003	New Eng.	3	3	16	13	3	0	5.0	38.0	0	0	0	0	1	0	0	0	
2004	New Eng.	3	3	7	5	2	0	0.0	0.0	0	0	0	0	2	0	0	0	
2005	New Eng.	2	2	14	10	4	0	4.5	35.5	0	0	0	0	0	0	0	0	
NFL	TOTALS	18	16	86	61	25	0	16.0	113.5	0	0	0	0	9	0	0	0	

MCGINEST'S 2007 GAME-BY-GAME DEFENSIVE STATISTICS

DATE	OPP	TACKLES			SACKS		INT'S		FUMBLES		TFL
		TOTAL	SOLO	ASST	NO/YDS	NO/YDS	PBU	REC/FOR			
9/9	Pitt.	Inactive (back)									
9/16	Cin.	Inactive (back)									
9/23	@ Oak.	Inactive (back)									
9/30	Balt.	3	2	1	0/0	0/0	0	0/0	0		
10/7	@ NE	2	1	1	0/0	0/0	0	0/0	0		
10/14	Mia.	3	3	0	0/0	0/0	0	0/0	0		
10/28	@ St. L.	5	2	2	0/0	0/0	3	0/0	1		
11/4	Sea.	2	2	0	0/0	0/0	0	0/0	0		
11/11	@ Pitt.	2	1	1	0/0	0/0	0	0/0	0		
11/18	@ Balt.	2	2	0	1/0	0/0	0	1/0	0		
11/25	Hou.	4	2	2	0/0	0/0	1	0/0	0		
12/2	@ Ari.	3	2	1	0/0	0/0	2	0/0	0		
12/9	@ NYJ	1	0	0	0/0	0/0	0	0/0	1		
12/16	Buff.	2	1	1	0/0	0/0	0	0/0	0		
12/23	@ Cin.	5	3	2	0/0	0/0	0	0/0	0		
12/30	S.F.	6	6	0	2/12	0/0	0	0/0	0		
TOTALS	13 GM	40	27	11	3/12	0/0	6	1/0	2		

MCGINEST'S 2006 GAME-BY-GAME DEFENSIVE STATISTICS

DATE	OPP	TACKLES			SACKS		INT'S		FUMBLES		TFL
		TOTAL	SOLO	ASST	NO/YDS	NO/YDS	PBU	REC/FOR			
9/10	N.O.	4	3	1	0/0	0/0	0	0/0	0		
9/17	@ Cin.	DNP (calf)									
9/24	Balt.	2	1	1	1/7	0/0	1	0/0	0		
10/1	@ Oak.	3	2	0	0/0	0/0	0	0/0	1		
10/8	@ Car.	2	2	0	1/1	0/0	0	0/0	0		
10/22	Den.	7	3	2	0/0	0/0	0	0/0	2		
10/29	NYJ	2	2	0	0/0	0/0	0	0/1	0		
11/5	@ S.D.	Inactive (ankle)									
11/12	@ Atl.	6	2	4	0/0	0/0	0	0/0	0		
11/19	Pitt.	4	3	1	1/1	1/0	0	0/0	0		
11/26	Cin.	3	2	0	1/0	0/0	0	0/0	1		
12/3	K.C.	12	4	5	0/0	0/0	0	1/0	3		
12/7	@ Pitt.	8	6	2	0/0	0/0	0	0/0	0		
12/17	@ Balt.	4	2	2	0/0	0/0	0	0/0	0		
12/24	T.B.	7	0	6	0/0	0/0	1	0/0	1		
12/31	@ Hou.	3	3	0	0/0	0/0	0	0/0	0		
TOTALS	14 GM	67	35	24	4/9	1/0	2	1/1	8		





OL SETH MCKINNEY 68

HEIGHT: 6-3
WEIGHT: 310
COLLEGE: TEXAS A&M
BIRTHDATE: JUNE 12, 1979

GAMES PLAYED/STARTED: 2002 (16/2); 2003: (16/3); 2004 (16/16); 2005 (13/13); 2006 (0/0); 2007 (8/8).
CAREER GAMES: 69 GAMES, 42 STARTS.
POSTSEASON GAMES: 0 GAMES, 0 STARTS.

HOW ACQUIRED: UFA (MIA.) - '07
YEAR WITH BROWNS: 2ND
YEAR IN NFL: 7TH
CONTRACT: SIGNED THRU 2008

CAREER TRANSACTIONS: Originally drafted by the Miami Dolphins in the third round, 90th overall, in the 2002 NFL Draft...Signed by Cleveland as an unrestricted free agent on March 14, 2007...Signed by Cleveland as an unrestricted free agent on March 28, 2008.

CAREER HIGHLIGHTS: Versatile lineman can play both guard and center has played in 69 career games, including 42 starts, in six seasons with Miami and Cleveland.

SEASONAL REVIEWS

2007: In his first season with the Browns, started the season at right guard for eight games before a left shoulder injury ended his season on Injured Reserve...Was part of an offensive line that allowed only 19 sacks all season, which tied for third fewest in the NFL and also ranked as tied for third fewest in franchise history...Part of an offensive unit ranked eighth in the NFL with 25.1 points per game, while the 402 points scored and 5,621 net yards of offense both ranked third best in franchise history...Helped the offense improve in every category as the offense improved to eighth overall (351.3 ypg), including 10th rushing (118.4 ypg) and 12th passing (232.9 ypg), compared to 2006 offensive rankings with 31st overall, including 31st rushing and 23rd passing...

Game 1 vs. Pittsburgh 9/9: Made his Browns debut by starting at RG...**Game 2 vs. Cincinnati 9/16:** Started at RG and was part of an offensive line that did not allow a sack of QB Derek Anderson and provided time for him to throw for 326 yards and 5 TDs, and RB Jamal Lewis to rush for 216 yards and 1 TD...Part of an offense that established 554 net yards (3rd highest in club history) of offense and scored 51 points (T-4th in franchise history) and 226 net yards rushing...**Game 3 at Oakland 9/23:** Started at RG...**Game 4 vs. Baltimore 9/30:** Started at RG and was part of an offensive line that did not allow a sack and allowed QB Derek Anderson to throw for 204 yards and 2 TDs...**Game 5 at New England 10/7:** Started at RG...**Game 6 vs. Miami 10/14:** Started at RG and was part of an offensive line that helped the offense to 41 points, 384 net yards of offense and allowed QB Derek Anderson time to throw for 245 yards and 3 TDs...**Game 7 at St. Louis 10/28:** Started at RG and was part of an offensive line that helped the offense to 368 net yards and provided QB Derek Anderson time to throw for 248 yards and 3 TDs...**Game 8 vs. Seattle 11/4:** Started at RG and was part of an offensive line that helped the offense to 428 net yards of offense and allowed QB Derek Anderson to throw for a career-high 364 yards passing and RB Jamal Lewis to rush for a career-high 4 rushing TDs in a 33-30 overtime win...Left the game in the 3rd quarter with a left shoulder injury and did not return...Placed on Injured Reserve (left shoulder) on Nov. 10, 2007.

2006: Placed on Injured Reserve for the season after undergoing surgery to repair a disk in his neck.

2005: Started each of the first 13 games at center and was part of an offensive line that yielded just 26 sacks, the fourth-lowest total in the NFL...Offensive line helped lead a running game that averaged 118.6 yards an outing, which ranked seventh in the AFC and 4.3 yards per rush attempt, which ranked fourth in the AFC...Sustained a lower leg injury at San Diego on Dec. 11...Placed on Injured Reserve on Dec. 14, and missed the final three games of the year...Had surgery on Dec. 17, to stabilize the proximal tibiofibular joint in his lower right leg...The surgery was performed by Dr. George Caldwell at Broward General Medical Center in Ft. Lauderdale, Fla.

2004: Started all 16 games at center for the first time in his career...Was the only member of the offensive line to start all 16 games in 2004...Took part in all 1,062 offensive snaps over the course of the season.

2003: Played in all 16 contests, including three starts...Started two games at center and one game at left guard...Dolphins were 3-0 in games that he started...Started at center in place of the injured Tim Ruddy (knee) at N.Y. Giants on Oct. 5, as the Dolphins racked up 134 yards rushing on 30 attempts in a 23-10 victory...Started at center in place of Ruddy (knee) vs. Baltimore on Nov. 16, as the Dolphins accumulated 141 yards rushing and did not allow a sack in a 9-6 overtime win...Started at left guard for an injured Jamie Nails (ankle) vs. Washington on Nov. 23, as the Dolphins produced 317 yards of total offense, while rushing for 144 yards on 32 carries in the 24-23 triumph.

2002: In his rookie season, played in all 16 games, including two starts at left guard...Majority of action over the first 14 contests came in short-yardage, goal-line situations, and on special teams...Made his first NFL start at Minnesota on Dec. 21, when he opened at left guard for Jamie Nails (torn left Achilles' tendon)...Started at left guard in the season finale at New England on Dec. 29.

FUN FACTS

- Seth's father, Mike, was the Health and Human Services Commissioner for the state of Texas under former Governor and now President George W. Bush, and then served as the Chief of Staff for Texas Governor Rick Perry.
- His father is currently the Chancellor of Texas A&M University.
- Partner in a heavy machinery company, G Bar S Site Service, in Centerville, Texas.



SETH MCKINNEY CONTINUED...

COLLEGE: Four-year starter for the Aggies (1998-2001)...Including bowl games, started 50 consecutive contests in his career, becoming just the fifth center in NCAA 1-A history to start every game in a career...As a senior, started all 12 games and was a consensus All-Big 12 Conference selection...Also was an Academic All-Big 12 Conference choice...Was a finalist for the Rimington Award, given to the nation's top center...Was voted as the team's Offensive MVP, as he did not allow a sack or QB pressure the entire season...Was a first-team All-Big 12 pick as a junior, while also being selected as the school's Scholar Athlete of the Year...Started all 14 games as a redshirt freshman in 1998 and earned Freshman All-America honors from *The Sporting News*...Redshirted in 1997...Holds B.S. and Master's degrees in management information systems.

PERSONAL: Born on June 12, 1979, in Buffalo, Texas...Full name: Seth Alan McKinney...Married to Paige and the couple have three daughters, Kate Elizabeth (12/16/02), Abigail Ann (2/16/05) and Hannah Claire (2/27/07)...His wife gave birth to their first child the Monday prior to Seth's first NFL start, at Minnesota (12/21/02)...Brother Steve, played along the offensive line at Texas A&M from 1994-97, was a fourth-round draft choice of Indianapolis in 1998...First-team All-Central Texas and Associated Press all-state pick at Westlake High School in Austin, Texas...Played offensive tackle on a unit that featured current New Orleans Saints QB Drew Brees...Also lettered in basketball, baseball and track...Was a state qualifier in the shot put...Has assisted in building houses for Habitat for Humanity...Hobbies include hunting, fishing and spending time with his family.

**LB DAVID McMILLAN 90**

HEIGHT: 6-3

WEIGHT: 245

COLLEGE: KANSAS

BIRTHDATE: SEPT. 20, 1981

GAMES PLAYED/STARTED: 2005 (4/0); 2006 (10/0); 2007 (15/0).

CAREER GAMES: 29 GAMES, 0 STARTS.

POSTSEASON GAMES: 0 GAMES, 0 STARTS.

HOW ACQUIRED: D (5) - '05

YEAR WITH BROWNS: 4THYEAR IN NFL: 4TH

CONTRACT: SIGNED THRU 2008

CAREER TRANSACTIONS: Drafted by Cleveland in the fifth round, 139th overall, in the 2005 NFL Draft.

SEASONAL REVIEWS

2007: In his third season with the Browns, appeared in 15 games on special teams and added 7 special teams tackles and 1 recovered fumble...Added 1 special teams tackle vs. Pittsburgh on Sept. 9, 2 special teams stops vs. Cincinnati on Sept. 16, and 1 special teams tackle at Oakland on Sept. 23...Made a key play with a recovered fumble on Ravens' KR Yamon Figurs in the 2nd quarter at the Baltimore 27-yard line and eight plays later RB Jamal Lewis plunged for a 1-yard TD to open a 24-3 lead vs. Baltimore on Sept. 30...Saw reserve action at linebacker vs. Miami on Oct. 14...Added 1 special teams tackle at St. Louis on Oct. 28, and 2 special teams stops at Arizona on Dec. 2.

2006: Appeared in 10 games, and totaled one defensive solo tackle and five special teams tackles...Played the majority of the year on special teams.

2005: In his rookie season appeared in four games on special teams with 1 tackle...Made his NFL debut at Green Bay on Sept. 18, by playing on special teams...Also played at Indianapolis on Sept. 25, vs. Chicago on Oct. 9, and vs. Detroit on Oct. 23.

COLLEGE: Three-year starter at Kansas who played in 46 career games, including 37 consecutive starts and collected 150 tackles, 83 solo, 15 sacks for 108 yards, 30 TFL, 19 QB pressures, 5 forced fumbles, 2 recovered fumbles, 2 interceptions and 3 PBU...His 19 sacks rank seventh on the school's all-time record list and his 30 TFL rank sixth...Had a career-high 55 tackles as a sophomore in 2002 and a career-high 7 sacks as a senior in 2004...As a senior in 2004, named first-team All-Big Twelve Conference selection by the league's coaches and second-team honoree by the Associated Press...Also a first-team All-Big Twelve pick by the *Kansas City Star* and second-team choice by the *Fort Worth Star* and *Austin American Statesman*...Started all 11 games at weakside defensive end and recorded 37 tackles, 18 solo, 13 TFL, led the team with 7 sacks for 63 yards, 3 QB pressures and 1 PBU...In 2003, started all 13 games at weakside defensive end and recorded 31 tackles, 20 solo, 3 sacks for 19 yards, 6 TFL, and 4 QB pressures...Also recovered a fumble and an interception, returning both for TDs...In 2002, started all 12 games and led the team's down linemen with a career-high 55 tackles, including 32 solo, 3 sacks for 14 yards, 9 TFL, 12 QB pressures, 2 PBU, 1 forced fumble and 1 interception for 4 yards...In 2001, played in ten games and recorded 27 tackles, including 13 solo, with 2 sacks for 12 yards...Redshirted as a freshman in 2000.

PERSONAL: Attended Killeen (Tex.) High School...All-Midlands Region selection by *PrepStar*...Credited with 6 sacks as a senior...Former free safety who outgrew his position following his sophomore season...Gained a reputation for his effectiveness as a pass rusher...Also lettered in track...Born Sept. 20, 1981, in Hinesville, Ga... English major.

DAVID McMILLAN CONTINUED...

McMILLAN'S SINGLE-GAME CAREER HIGHS

TACKLES: 1 at Cincinnati 9/17/06

McMILLAN'S CAREER DEFENSIVE STATISTICS

YEAR	TEAM	GP	GS	TACKLES						QB PRE	INTERCEPTIONS					FUMBLES			SP T TACKLE
				TOT	SOLO	ASST	TFL	SK	YDS		NO	YDS	LG	TD	PD	FF	FR	YDS	
2005	Cleveland	4	0	0	0	0	0	0.0	0.0	0	0	0	0	0	0	0	0	0	1
2006	Cleveland	10	0	1	1	0	0	0.0	0.0	0	0	0	0	0	0	0	0	0	5
2007	Cleveland	15	0	0	0	0	0	0.0	0.0	0	0	0	0	0	0	0	0	0	7
NFL	TOTALS	29	0	1	1	0	0	0.0	0.0	0	0	0	0	0	0	0	0	0	13



LB SHANTEE ORR 51

HEIGHT: 6-1

WEIGHT: 245

COLLEGE: MICHIGAN

BIRTHDATE: MAY 28, 1981

GAMES PLAYED/STARTED: 2003 (6/0); 2004 (4/0); 2005 (16/12); 2006

(16/11); 2007 (9/2, 0/0).

CAREER GAMES: 51 GAMES, 25 STARTS.

POSTSEASON GAMES: 0 GAMES, 0 STARTS.

HOW ACQUIRED: UFA (JACK.) - '08

YEAR WITH BROWNS: 1STYEAR IN NFL: 5TH

CONTRACT: SIGNED THRU 2008

CAREER TRANSACTIONS: Originally signed as an undrafted rookie free agent by Green Bay on May 2, 2003... Waived by Green Bay on July 29, 2003... Claimed via waivers by Houston on July 30, 2003... Waived by Houston on Aug. 31, 2003... Signed by Houston to the practice squad on Sept. 1, 2003... Signed by Houston to the active roster on Nov. 16, 2003... Signed by Houston on March 26, 2004... Waived by Houston on Sept. 5, 2004... Signed by Houston to the practice squad on Sept. 6, 2004... Signed by Houston to the active roster on Dec. 6, 2004... Signed by Houston on March 23, 2006... Waived by Houston on Nov. 28, 2007... Signed by Jacksonville on Dec. 12, 2007... Signed by Cleveland as a free agent on March 21, 2008.

CAREER HIGHLIGHTS: Fifth-year veteran linebacker has played in 51 career games, including 25 starts with Houston and Jacksonville... Had totaled 89 tackles and 10.5 sacks during his NFL career... Had a career-high 47 tackles and 7 sacks with Houston in 2005... Had a career-high 3 sacks for 23 yards at Baltimore on Dec. 4, 2005.

SEASONAL REVIEWS

2007: Began the year with Houston and appeared in 6 games, including two starts for the Texans, and totaled 3 tackles and 5 special teams tackles... Waived by Houston on Nov. 28, 2007... Signed by Jacksonville on Dec. 12 after the Jaguars lost Marcus Stroud to injury... Appeared in three games for Jacksonville and totaled 3 tackles and 3 special teams tackles... Listed as inactive for both postseason contests.

2006: Played in all 16 games for the second time in his career and started 11 games at outside linebacker... Registered 27 tackles, 23 solo and 1.5 sacks... Added 1 tackle vs. Philadelphia on Sept. 10, and 3 tackles and 1 recovered fumble vs. Washington on Sept. 24... Had 2 tackles and half a sack vs. Miami on Oct. 1... Totaled 5 tackles at N.Y. Giants on Nov. 5... Had a season-high 6 tackles and 1 sack vs. Buffalo on Nov. 19... Collected 4 tackles vs. Cleveland on Dec. 31.

2005: Played in all 16 games, starting 12 at left outside linebacker... Finished with 47 tackles, 7 sacks, 4 forced fumbles, and 1 PBU... Added 2 tackles, 1 sack and 1 forced fumble vs. Indianapolis on Oct. 23... Started and made 5 tackles and 1 sack vs. St. Louis on Nov. 27... Started and set a franchise record with 3 sacks for 23 yards, 7 tackles and 1 forced fumble at Baltimore on Dec. 4... Added 7 tackles, 2.5 sacks and 2 forced fumbles vs. Jacksonville on Dec. 24.

2004: Went to camp with Houston and was waived by the Texans on Sept. 5... Signed by Houston to the practice squad on Sept. 6, and spent the first 12 weeks on the practice squad... Signed by Houston to the active roster on Dec. 6, and appeared in four games, mainly on special teams with 1 tackle.

2003: Signed by Green Bay as an undrafted rookie and was waived by the Packers before training camp... Claimed by Houston via waivers on July 30 and was waived by the Texans at the end of camp... Signed by Houston to the practice squad on Sept. 1, and spent the first 10 weeks of the season on the practice squad... Signed by Houston to the active roster and appeared in six games, mainly on special teams, and at outside linebacker... Totaled 9 tackles, 2 sacks and 1 recovered fumble... Also added 2 special teams tackles... Made his NFL debut at Buffalo on Nov. 16, and filled in for injured Antwan Peek, and recorded 1 sack and recovered a fumble by Bills QB Drew Bledsoe to clinch the victory... Suffered a broken leg and ankle vs. Tennessee on Dec. 21, and was placed on Injured Reserve.

COLLEGE: Lettered three seasons at Michigan and started 23 of 35 career games as a defensive end... Posted 79



SHANTEE ORR CONTINUED...

tackles, 13 sacks, 9 PBU and 3 forced fumbles...Registered 24 tackles and 6 sacks as a junior...Collected a career-high 35 tackles and 6 sacks as a sophomore...Recorded 20 tackles and 1 sack in 2000 after redshirting in 1999... Majored in physical education.

PERSONAL: Full name Shantee De'Shjuan Orr...Born May, 28, 1981 in Detroit, Mich...Played four positions at Detroit's Denby Tech Prep, earning all-state and *USA Today* honorable mention All-America honors as a senior... Played linebacker, guard, quarterback, and punter...Also lettered in baseball and track, winning city discus title as a sophomore.

ORR'S SINGLE-GAME CAREER HIGHS

TACKLES: 7 vs. St. Louis 11/27/05

SACKS: 3 at Baltimore 12/4/05

RECOVERED FUMBLE: 1, three times, last at Jacksonville 12/26/04

ORR'S CAREER DEFENSIVE STATISTICS

YEAR	TEAM	GP	GS	TACKLES					YDS	QB PRE	INTERCEPTIONS					FUMBLES			SP T TACKLE
				TOT	SOLO	ASST	TFL	SK			NO	YDS	LG	TD	PD	FF	FR	YDS	
2003	Houston	6	0	9	6	3	0	2.0	18.0	0	0	0	0	0	0	0	0	0	2
2004	Houston	4	0	0	0	0	0	0.0	0.0	0	0	0	0	0	0	0	0	0	1
2005	Houston	16	12	47	34	13	0	7.0	39.0	0	0	0	0	0	0	0	0	0	9
2006	Houston	16	11	27	23	4	0	1.5	7.5	0	0	0	0	0	0	0	0	0	5
2007	Houston	6	2	3	2	1	0	0.0	0.0	0	0	0	0	0	0	0	0	0	5
	Jacksonville	3	0	3	2	1	0	0.0	0.0	0	0	0	0	0	0	0	0	0	3
NFL	TOTALS	51	25	89	67	22	0	10.5	64.5	0	0	0	0	0	0	0	0	0	25

PLAYERS
Veterans

LB ANTWAN PEEK 56



HEIGHT: 6-3
WEIGHT: 250
COLLEGE: CINCINNATI
BIRTHDATE: OCT. 29, 1979
GAMES PLAYED/STARTED: 2003 (10/4); 2004 (14/1); 2005 (16/16); 2006 (11/12); 2007 (14/4).
CAREER GAMES: 65 GAMES, 27 STARTS.
POSTSEASON GAMES: 0 GAMES, 0 STARTS.

HOW ACQUIRED: UFA (HOU.) - '07
YEAR WITH BROWNS: 2ND
YEAR IN NFL: 6TH
CONTRACT: SIGNED THRU 2009

CAREER TRANSACTIONS: Originally drafted by Houston in the third round, 67th overall, in the 2003 NFL Draft...Signed by Cleveland as an unrestricted free agent on March 3, 2007.

CAREER HIGHLIGHTS: Spent the first four seasons of his NFL career with the Houston Texans participating in 51 career games and has totaled 110 tackles and 10 sacks...Finished second on the Texans with a career-high 6 sacks in 2005...Grabbed a fumble, which he returned 66 yards for his first career NFL TD vs. Jacksonville in 2004.

SEASONAL REVIEWS

2007: In his first season with the Browns, appeared in 14 games, including four starts at left outside linebacker, and added 24 tackles, 12 solo, 1 TFL, 4 sacks for 24 yards, 9 QB pressures and 5 PBU...Tied for 2nd on the club with 4 sacks and ranked 2nd on the team with 9 QB pressures...Had a season-high 5 tackles vs. Cincinnati on Sept. 16...**Game 1 vs. Pittsburgh 9/9:** Made his Browns debut by starting at LOLB and added 2 tackles, including 1 solo, 1 TFL, 1 QB pressure, 0.5 sack for 1 yard, 1 PBU and 1 recovered fumble...In the 2nd quarter, recovered a fumble by Steelers RB Willie Parker at the Cleveland 26-yard line as the fumble was forced by S Sean Jones...Also in the 2nd quarter, shared a sack with LB Chaun Thompson as they sacked Steelers QB Ben Roethlisberger for a 2-yard loss to force a 4th and 10 punting situation...**Game 2 vs. Cincinnati 9/16:** Started at LOLB with 5 tackles, including 1 solo, and 1 forced fumble...In the 2nd quarter, forced a fumble by Bengals RB Rudi Johnson at the Cincinnati 49-yard line, recovered by DB Leigh Bodden, and seven plays later QB Derek Anderson connected with WR Joe Jurevicius on a 17-yard TD pass to open a 13-7 lead...**Game 3 at Oakland 9/23:** Started at LOLB with 2 tackles, including 1 solo, and 1 PBU...**Game 4 vs. Baltimore 9/30:** Played LOLB with 1 QB pressure and 1 PBU...**Game 5 at New England 10/7:** Played LOLB with 1 tackle...**Game 6 vs. Miami 10/14:** Played LOLB and added 2 tackles, including 1 solo, 1 sack for 4 yards, 2 QB pressures and 1 PBU...In the 4th quarter, sacked Dolphins' QB Cleo Lemon for a four yard loss to force a 3rd and 11 situation...**Game 7 at St. Louis 10/28:** Played LOLB and added 3 solo tackles

FUN FACTS

- Has established a relationship with the United Cerebral Palsy of Greater Cleveland and provides game tickets for children to sit in 'Peek's Pound' and assists in charitable programs throughout the year.
- Also recruited at the University of Cincinnati to play basketball for coach Bob Huggins.



ANTWAN PEEK CONTINUED...

and 1 QB pressure...**Game 8 vs. Seattle 11/4:** Played LOLB and added 2 solo tackles, 1 QB pressure and 1 PBU...**Game 9 at Pittsburgh 11/11:** Played LOLB and added 2 tackles, including 1 solo, 1 TFL, 1 sack for 7 yards and 1 QB pressure...In the 2nd quarter, sacked Steelers QB Ben Roethlisberger for a 7-yard loss to force a 4th and 12 situation...**Game 10 at Baltimore 11/18:** Played LOLB with 1 solo tackle and 1 QB pressure...**Game 11 vs. Houston 11/25:** Played LOLB with 1 solo tackle, 1 sack for 12 yards and 1 QB pressure...In the 4th quarter, sacked Texans QB Matt Schaub for a 12-yard loss to force a 2nd and 22 situation...Part of a defensive effort that forced three turnovers, two sacks and limited Houston to only 77 net yards rushing...**Game 12 at Arizona 12/2:** Played LOLB...**Game 13 at N.Y. Jets 12/9:** Played LOLB and added 2 tackles and 0.5 sack for 0 yards...In the 1st quarter, shared a sack with LB Leon Williams for 0 yards on Jets QB Kellen Clemens to force a 4th and 7 situation...Left the game in the 2nd quarter with a right ankle injury and did not return...**Game 14 vs. Buffalo 12/16:** Inactive (right ankle)...**Game 15 at Cincinnati 12/23:** Started at LOLB and added 1 tackle...**Game 16 vs. San Francisco 12/30:** Inactive (ankle).

2006: Missed a portion of the beginning of the season due to an injury...Rebounded and spent most of the season as a reserve defensive end...Appeared in 11 games, and started the final two games of the season and finished with 13 tackles, including 9 solo, 1 sack for 9 yards, 1 PBU and 2 forced fumbles...Had 1 tackle in the regular season opener vs. Philadelphia on Sept. 10...Saw playing time at defensive end at Indianapolis on Sept. 17...Inactive with groin injury vs. Washington on Sept. 24, vs. Miami on Oct. 1, and at Dallas on Oct. 15...Returned to action with 2 tackles, 1 PBU and 1 forced fumble vs. Jacksonville on Oct. 22...Made 1 tackle at Tennessee on Oct. 29...Saw playing time at N.Y. Giants on Nov. 5, and at Jacksonville on Nov. 12...Inactive due to an injury vs. Buffalo on Nov. 19, and at N.Y. Jets on Nov. 26...Made 1 special teams tackle at Oakland on Dec. 3...Recorded his first sack of the season by taking down Titans' QB Vince Young for a 9-yard loss and added 1 tackle vs. Tennessee on Dec. 10...Made 2 tackles and 1 special teams tackle at New England on Dec. 17...Had 1 tackle and had 1 QB hit vs. Indianapolis on Dec. 24...Combined for 4 tackles and 1 forced fumble vs. Cleveland on Dec. 31.

2005: Started all 16 games at right outside linebacker for the first time in his career and made 57 tackles, 2 forced fumbles, 2 recovered fumbles and 4 PBU...Finished second on the team with a career-high 6 sacks...In the opener made 6 tackles and 1 PBU at Buffalo on Sept. 11...Had 3 tackles and 1 sack vs. Pittsburgh on Sept. 18, and recorded 2 tackles at Cincinnati on Oct. 2...Recorded 5 tackles, 1 forced fumble, 1 PBU and 1 sack for 9 yards at Seattle on Oct. 16...Recorded 4 tackles vs. Indianapolis on Oct. 23, and added 1 tackle and 1 recovered fumble vs. Cleveland on Oct. 30...Had 3 tackles and 4 QB pressures at Jacksonville on Nov. 6...Made 4 tackles and 1 sack for 4 yards at Indianapolis on Nov. 13...Posted 4 tackles vs. Kansas City on Nov. 20, and made 6 tackles and 1 PBU vs. St. Louis on Nov. 27...Disrupted the Ravens' offense, posting 5 tackles, 1 sack for 10 yards, 1 forced fumble and 1 recovered fumble at Baltimore on Dec. 4...Made 4 tackles at Tennessee on Dec. 11, and recorded 2 tackles, 1 sack for 4 yards, as he sacked QB Kurt Warner on the opening play to set the tone vs. Arizona on Dec. 18...Posted 3 tackles and 2 QB pressures vs. Jacksonville on Dec. 24...Made 5 tackles, 3 QB pressures and 1 sack for 7 yards at San Francisco on Jan. 1, 2006.

2004: Played in 14 games, including one start, at right outside linebacker and finished the season with 12 tackles, 2 sacks, 1 forced fumble, 1 recovered fumble for a TD, and 1 interception...Led team with career-high 18 special teams tackles...Started the season with 1 special teams tackle vs. San Diego on Sept. 12...Made 2 tackles and dropped QB Trent Green for a 10-yard loss in comeback win at Kansas City on Sept. 26...Notched 1 tackle vs. Oakland on Oct. 3, and posted 2 special teams stops vs. Minnesota on Oct. 10...Collected 2 special teams tackles at Tennessee on Oct. 17...Blocked first-career punt at Denver on Nov. 7, beat Broncos LB D.J. Williams and got his hand on the ball at the Broncos 16-yard line and Jonathan Wells scooped up the ball and returned it to the one-yard line to set up a score by RB Domanick Davis that cut Denver's lead to 10-7...Recorded 1 tackle and intercepted his first-career pass at Indianapolis on Nov. 14, dropped back into coverage and picked off Manning, returning the theft 20 yards to the Colts' 32-yard line and set up the Texans' second TD of the day...Inactive vs. Green Bay on Nov. 21...Played an integral role in win over Tennessee on Nov. 28, recorded second sack of the season after taking down McNair on third-and-10 at the Texans' 13-yard line and forced a fumble which was recovered by LB Kailee Wong...Finished with 1 tackle at N.Y. Jets on Dec. 5...Started at right outside linebacker vs. Indianapolis on Dec. 12, as Wong replaced an injured Jay Foreman at inside linebacker and responded with 3 tackles...Collected 2 stops in win at Chicago on Dec. 19...Picked up a Jaguars fumble late in the 4th quarter at Jacksonville on Dec. 26, after CB Dunta Robinson knocked the ball loose and returned the fumble recovery 66 yards for his first NFL TD to give the Texans a 21-0 lead...Suffered a shoulder injury diving into the end zone and was placed on Injured Reserve for the season finale vs. Cleveland on Jan. 2, 2005.

2003: In his rookie season, played in 10 games, including four starts at right outside linebacker and totaled 28 tackles, 1 sack and 3 PBU...Missed five games due to an injured foot and one game due to a suspension...Added 2 special teams stops...Made his NFL debut in the season-opening win at Miami on Sept. 7, posting 1 special teams tackle...Inactive at New Orleans on Sept. 14, and vs. Kansas City on Sept. 21, with a knee strain...Made first-career start at right outside linebacker in win vs. Jacksonville on Sept. 28, recording 3 tackles and 1 PBU...Started and recorded 1 tackle at Tennessee on Oct. 12...Recorded 4 tackles and his first-career sack vs. N.Y. Jets on Oct. 19...Started and collected 4 tackles at Indianapolis on Oct. 26...Racked up a career-high 7 tackles in win over Carolina on Nov. 2...Started and recorded 2 tackles at Cincinnati on Nov. 9, however, dislocated toe in first



ANTWAN PEEK CONTINUED...

half...Suspended for the Texans' game at Buffalo on Nov. 16...Recorded 6 tackles at Tampa Bay on Dec. 14, in first game back after missing four weeks with a dislocated toe.

COLLEGE: Played college football at Cincinnati and finished with 200 career tackles and set school records with 27.5 sacks, 14 forced fumbles, 10 recovered fumbles and 6 blocked kicks...As a senior, started all 13 games at strong side defensive end, and the New Orleans Bowl vs. North Texas...Led team with 97 tackles, earning first-team All-Conference USA honors, added 6.5 sacks, a school single-season record 7 forced fumbles, and 5 recovered fumbles, two of which were returned for scores...Also blocked 2 kicks and added 3 PBU...Started eight of 10 games as a junior, earning first-team all-conference honors...Won John Pease Award for second consecutive year as team's best defensive lineman...Collected 60 tackles and career-high 12.5 sacks, setting school single-season mark...Started all 12 games as a sophomore, and recorded 37 tackles and team-high 8.5 sacks...Granted a medical redshirt in 1999 after suffering a dislocated shoulder in the season opener vs. Kent State...Played in two games freshman season, primarily on special teams...Majored in criminal justice.

PERSONAL: Born on Oct. 29, 1979, in Cincinnati, Ohio...Two-time all-league scholar at Woodward High School in Cincinnati...Team MVP as a senior...Set records for receiving yards and in track and field for the high jump...Also lettered in basketball and was named team MVP...One of eight children in his family...Writes poetry in spare time...Has two sons, Jacquez and Antwan, Jr.

PEEK'S SINGLE-GAME CAREER HIGHS

TACKLES: 7, vs. Carolina 11/2/03

SACKS: 1, 13 times: latest vs. Houston 11/25/07

FORCED FUMBLES: 1, 6 times: latest vs. Cincinnati 9/16/07

RECOVERED FUMBLES: 1, 4 times: latest vs. Pittsburgh 9/9/07

INTERCEPTIONS: 1 vs. Indianapolis 11/14/04

PBU: 1, 13 times: latest vs. Seattle 11/4/07

PEEK'S CAREER DEFENSIVE STATISTICS

YEAR	TEAM	GP	GS	TACKLES					QB	INTERCEPTIONS					FUMBLES			SP	T
				TOT	SOLO	ASST	TFL	SK		YDS	PRE	NO	YDS	LG	TD	PD	FF		
2003	Houston	10	4	28	20	8	0	1.0	12.0	0	0	0	0	0	3	0	0	0	0
2004	Houston	14	1	12	10	2	0	2.0	16.0	0	1	20	20	0	0	1	1	60	0
2005	Houston	16	16	57	37	20	0	6.0	35.0	0	0	0	0	4	2	2	0	0	
2006	Houston	11	2	13	9	4	0	1.0	9.0	0	0	0	0	0	1	2	0	0	
2007	Cleveland	14	4	24	12	11	1	4.0	24.0	9	0	0	0	5	1	1	0	0	
NFL	TOTALS	65	27	134	88	45	1	14.0	96.0	9	1	20	20	0	13	6	4	60	0

PEEK'S 2007 GAME-BY-GAME DEFENSIVE STATISTICS

DATE	OPP	TACKLES			SACKS		INT'S		FUMBLES		TFL
		TOTAL	SOLO	ASST	NO/YDS	NO/YDS	PBU	REC/FOR	TFL		
9/9	Pitt.	2	1	1	0.5/1	0/0	1	1/0	0		
9/16	Cin.	5	1	4	0/0	0/0	0	0/1	0		
9/23	@ Oak.	2	1	1	0/0	0/0	1	0/0	0		
9/30	Balt.	0	0	0	0/0	0/0	1	0/0	0		
10/7	@ NE	1	0	1	0/0	0/0	0	0/0	0		
10/14	Mia.	2	1	1	1/4	0/0	1	0/0	0		
10/28	@ St. L.	3	3	0	0/0	0/0	0	0/0	0		
11/4	Sea.	2	2	0	0/0	0/0	1	0/0	0		
11/11	@ Pitt.	2	1	0	1/7	0/0	0	0/0	1		
11/18	@ Balt.	1	1	0	0/0	0/0	0	0/0	0		
11/25	Hou.	1	1	0	1/12	0/0	0	0/0	0		
12/2	@ Ari.	0	0	0	0/0	0/0	0	0/0	0		
12/9	@ NYJ	2	0	2	0.5/0	0/0	0	0/0	0		
12/16	Buff.	Inactive (ankle)									
12/23	@ Cin.	1	0	1	0/0	0/0	0	0/0	0		
12/30	S.F.	Inactive (ankle)									
TOTALS	14 GM	24	12	11	4.0/24	0/0	5	1/1	1		





DB JEREME PERRY 40

HEIGHT: 6-0
 WEIGHT: 200
 COLLEGE: EASTERN MICHIGAN
 BIRTHDATE: DEC. 15, 1981

HOW ACQUIRED: FA - '08
 YEAR WITH BROWNS: 2ND
 YEAR IN NFL: 3RD
 CONTRACT: SIGNED THRU 2008

GAMES PLAYED/STARTED: 2006 (12/0); 2007 (4/0).
 CAREER GAMES: 16 GAMES, 0 STARTS.
 POSTSEASON GAMES: 0 GAMES, 0 STARTS.

CAREER TRANSACTIONS: Signed by Cleveland as an undrafted rookie free agent on May 8, 2006...Waived by Cleveland on Sept. 2, 2006...Signed by Cleveland to the practice squad on Sept. 3, 2006...Signed by Cleveland to the active roster on Oct. 3, 2006...Waived by Cleveland on Sept. 8, 2007...Signed by Miami on Nov. 7, 2007...Waived by Miami on April 24, 2008...Signed by Cleveland as a free agent on May 15, 2008.

SEASONAL REVIEWS

2007: Began the season with the Browns and earned a roster spot following training camp...However, was waived on Sept. 8, for a roster spot for new P Paul Ernster following a back injury to P Dave Zastudil...Signed by Miami as a free agent on Nov. 7, and was listed as inactive for the first four contests...Appeared in four games in a reserve role in the secondary and on special teams with 3 tackles...Made his Miami debut on Dec. 9 at Buffalo.

2006: Joined the Browns as an undrafted rookie free agent out of Eastern Michigan, who appeared in 12 games and totaled 12 tackles, including 10 solo, 6 PBU and 1 recovered fumble...Also a key contributor on special teams with 6 tackles...Spent the first four weeks of the regular season on the practice squad...Signed to the active roster on Oct. 3, as injuries to the Browns secondary provided the opportunity...Made his NFL debut at Carolina on Oct. 8, and played on special teams...Played corner in the nickel defense with 2 solo tackles and 2 PBU vs. Denver on Oct. 22...Added 1 special teams tackle vs. N.Y. Jets on Oct. 29...Replaced starting left corner Leigh Bodden (ankle) in the 1st quarter and added a career-high 4 solo tackles and 1 PBU at San Diego on Nov. 5...Matched a career-high 4 solo tackles, 1 PBU and 1 recovered fumble at Atlanta on Nov. 12, played corner in the nickel package and made a key play in the 4th quarter as he recovered a fumble by QB Michael Vick at the Cleveland 27-yard line to halt a potential scoring drive and help secure a 17-13 road victory...Played corner with 2 tackles and 2 PBU vs. Pittsburgh on Nov. 19, and added 1 PBU vs. Cincinnati on Nov. 26...Played on special teams vs. Kansas City on Dec. 3, added 1 special teams stop at Pittsburgh on Dec. 7, and 1 special teams tackle at Baltimore on Dec. 17...In the regular season finale at Houston on Dec. 31, played corner in the nickel defense and also on special teams.

COLLEGE: Finished his collegiate career with 121 tackles, 58 solo, 4 PBU and 3 forced fumbles in 42 career games...Earned four letters and was named Eastern Michigan's Most Improved Defensive Back in the spring of 2003...As a senior, played in 10 games and totaled 36 tackles, 25 solo, and 1 forced fumble...As a junior, competed in seven games and recorded 30 tackles and 2 forced fumbles...Played in 12 games during the 2003 season and finished with 49 tackles and 3 PBU...Missed the 2002 season due to a ruptured spleen...Competed in two games during the 2001 season before suffering the spleen injury...Competed in 11 games as a freshman in 2000 and earned a varsity letter.

PERSONAL: Played at Buena Vista High School in Saginaw, Mich...Three-year letterwinner in football and four-year track letterman...Earned all-area honors in football his final two seasons...Named the team's Best Back and also winner of the African-American Athletic Award in his final two seasons...Holds the school record for longest rush from scrimmage of 97 yards and ranks third in career rushing yards (2,693), and is second in single-season interceptions (6)...Son of James and Earnestine Perry...Psychology major...Brother, James, played football at Tuskegee University...Full name is Jereme Jovon Perry...Born on Dec. 15, 1981, in Saginaw, Mich.

PERRY'S SINGLE-GAME CAREER HIGHS

TACKLES: 4 at San Diego 11/5/06; at Atlanta 11/12/06

PBU: 2 vs. Denver 10/22/06; vs. Pittsburgh 11/19/06

RECOVERED FUMBLE: 1 at Atlanta 11/12/06

PERRY'S CAREER DEFENSIVE STATISTICS

YEAR	TEAM	GP	GS	TACKLES						QB PRE	INTERCEPTIONS					FUMBLES			SP T TACKLE
				TOT	SOLO	ASST	TFL	SK	YDS		NO	YDS	LG	TD	PD	FF	FR	YDS	
2006	Cleveland	12	0	12	10	2	0	0.0	0.0	0	0	0	0	0	6	0	1	0	6
2007	Miami	4	0	0	0	0	0	0.0	0.0	0	0	0	0	0	0	0	0	0	3
NFL	TOTALS	16	0	12	10	2	0	0.0	0.0	0	0	0	0	0	6	0	1	0	9





OL MARVIN PHILIP 50

HEIGHT: 6-1
WEIGHT: 300
COLLEGE: CALIFORNIA
BIRTHDATE: FEB. 3, 1982

HOW ACQUIRED: W. (PITT.) - '07
YEAR WITH BROWNS: 2ND
YEAR IN NFL: 3RD
CONTRACT: SIGNED THRU 2008

GAMES PLAYED/STARTED: 2006 (0/0); 2007 (0/0).
CAREER GAMES: 0 GAMES, 0 STARTS.
POSTSEASON GAMES: 0 GAMES, 0 STARTS.

CAREER TRANSACTIONS: Originally drafted by the Pittsburgh Steelers in the sixth round, 201st overall, in the 2006 NFL Draft...Waived by Pittsburgh on Sept. 1, 2007...Signed by Pittsburgh to the practice squad on Sept. 3, 2007...Signed by Pittsburgh from the practice squad to the active roster on Nov. 13, 2007...Waived by Pittsburgh on Dec. 10, 2007...Claimed by Cleveland via waivers on Dec. 12, 2007.

SEASONAL REVIEWS

2007: Began the year with Pittsburgh and was waived at the end of training camp...Signed by Pittsburgh to the practice squad on Sept. 3, and spent the first ten weeks of the season on the practice squad...Signed to the active roster on Nov. 13...Listed as inactive for the next four consecutive weeks...Waived by Pittsburgh on Dec. 10...Claimed by Cleveland via waivers on Dec. 12...Listed as inactive for the final three regular season games.

2006: In his rookie season with Pittsburgh was listed as inactive for 14 regular season games and dressed but did not play in two others.

COLLEGE: During his collegiate career at California, led the team in key blocks/knockdowns in each of his last two years, earning All-American recognition twice...Was twice a finalist for the Rimington Trophy, given to the nation's premier center...In 2005, named All-American first-team selection by the Associated Press, earning third-team honors from The NFL Draft Report...All-Pac 10 Conference first-team choice...Finalist for the Rimington Trophy, given to the best center in college football...Named team MVP...Started every game at center, helping the offense rank ninth in the nation in rushing, averaging 235.25 yards per game...Rated the best center in college football by *The Sporting News*...Posted a team-high 57 key blocks/knockdowns...In 2004, earned All-American honors from *Sports Illustrated*...All-Pac 10 Conference first-team choice...One of seven finalists for the Rimington Trophy...Recipient of the Brick Muller Award as Cal's Most Valuable Offensive Lineman...Led the team with 66 key blocks/knockdowns, paving the way for a team that ranked fifth in the nation in total offense (492.42 ypg), sixth in rushing (256.75 ypg) and seventh in scoring (36.75 ppg)...In 2003, name the Bob Tessier Award as the team's most improved offensive lineman...After serving as Nolan Bluntzer's understudy at center for the first nine games, Philip reclaimed the starting job he held as a freshman before leaving on his mission, after Bluntzer suffered an ankle sprain, starting the final three contests...Led all Cal linemen in pancake blocks and knockdowns during the season (47)...In 2001-02 seasons, served on a Mormon church mission...In 2000, started several games as a true freshman, gained his first starting assignment just three games into his career at Fresno State.

PERSONAL: Born on Feb. 3, 1982, in Redwood City, Calif...American Studies major at Cal...Attended Oak Ridge (Eldorado Hills, Cal.) High School...Started on both sides of the ball, registering 60 tackles, including 3 sacks as a senior...Earned Super Prep All-Far West honors as the No. 78 prospect in the region...Also garnered first-team All-County recognition in 1999...Superb rugby player who earned team MVP accolades.



DE CHASE PITTMAN 97

HEIGHT: 6-5
WEIGHT: 300
COLLEGE: LSU
BIRTHDATE: MARCH 15, 1983

HOW ACQUIRED: D(7A) - '07
YEAR WITH BROWNS: 2ND
YEAR IN NFL: 1ST
CONTRACT: SIGNED THRU 2008

GAMES PLAYED/STARTED: 2007 (0/0).
CAREER GAMES: 0 GAMES, 0 STARTS.
POSTSEASON GAMES: 0 GAMES, 0 STARTS.

CAREER TRANSACTIONS: Originally drafted by Cleveland in the seventh round, 213th overall, in the 2007 NFL Draft...Waived by Cleveland on Sept. 1, 2007...Signed by Cleveland to the practice squad on Sept. 2, 2007...Signed by Cleveland as a reserve/future free agent on Jan. 9, 2008.

SEASONAL REVIEWS

2007: In his rookie season with the Browns, spent the entire season on the practice squad.



CHASE PITTMAN CONTINUED...

COLLEGE: Played in 25 games for the Tigers, starting 24 times...Transferred to LSU in 2004 after spending two seasons at the University of Texas...Finished LSU career with 61 total tackles, 14.5 TFL and 8.5 sacks...As a senior in 2006, was a key member of the LSU defensive front, starting all 13 games at right end...Finished the year with 27 tackles, 6.5 TFL, 5.5 sacks, 2 QB pressures, 1 forced fumble and 1 recovered fumble...His 5.5 sacks ranked second on the team...Named SEC's Defensive Lineman of the Week following the Tulane game where he was credited with 4 tackles, 1 TFL, 1 sack and 1 forced fumble...Capped his career with 1 tackle in a 41-14 win over Notre Dame in the Sugar Bowl...As a junior in 2005, played in all 13 games with 12 starts at LSU...Finished with 34 tackles, 7 TFL, 3 sacks, 8 QB pressures and 4 PBU...Registered a safety against Vanderbilt when he tackled QB Jay Cutler in the end zone...In 2004, transferred from Texas and had to sit out due to the NCAA transfer rule...In 2003, played in 10 games for Texas, recording 10 tackles and 2.5 sacks...In 2002, redshirted as a true freshman for the Longhorns.

PERSONAL: Born on March 15, 1983, in Minden, La...A blue-chip defensive lineman and one of the top recruits in the nation as a senior at Evangeline High School...Earned all-state honors during his junior and senior seasons...Played defensive end and tight end...Member of the 2002 5A state championship team...Registered 63 tackles, 14 TFL and 6 sacks as a senior...Full name is Benjamin Chase Pittman...Hobbies include hunting and fishing...Majored in general studies...Married to wife, Britni.

**LS RYAN PONTBRIAND 64**

HEIGHT: 6-2
WEIGHT: 255
COLLEGE: RICE
BIRTHDATE: OCT. 1, 1979

HOW ACQUIRED: D(5A) - '03
YEAR WITH BROWNS: 6TH
YEAR IN NFL: 6TH
CONTRACT: SIGNED THRU 2011

GAMES PLAYED/STARTED: 2003 (16/0); 2004 (16/0); 2005 (11/0); 2006 (16/0); 2007 (16/0).
CAREER GAMES: 75 GAMES, 0 STARTS.
POSTSEASON GAMES: 0 GAMES, 0 STARTS.

CAREER TRANSACTIONS: Drafted by Cleveland in the fifth round, 142nd overall, in the 2003 NFL Draft.

CAREER HIGHLIGHTS: Named to the 2007 AFC Pro Bowl roster and made a solo special teams tackle on Bears PR Devin Hester.

SEASONAL REVIEWS

2007: In his fifth season with the Browns appeared in all 16 games and was named to his first AFC Pro Bowl...Long snapper for punting, field goal and PAT situations...Assisted K Phil Dawson to a career-best 120 points, which tied for second-highest in franchise history, on 26-of-30 field goals and 42-of-43 PATs...Also aided P Dave Zastudil to record a 41.8 avg., including a 34.6 net punting average...Worked with three punters during 2007 campaign as Zastudil missed four games with a back injury...Also worked with P Paul Ernerst (36.6 avg.) for one contest and P Scott Player (45.6 avg.) for three games...Added 2 special teams tackles, with 1 tackle vs. Miami on Oct. 14, and at St. Louis on Oct. 28.

2006: Appeared in all 16 regular season games with the Browns as the long snapper for field goal, PAT and punting situations...Adjusted well to working with free agent punter Dave Zastudil who averaged a career-high 44.0 average and a net punting average of 38.4...Finished the year with a single-season career high of 8 special teams tackles.

2005: In his third season with the Browns, appeared in 11 games as the long snapper for field goal, PAT and punting situations...Helped the special teams as K Phil Dawson established a career-high 27 FGs made and matched a career-high 100 points...Worked well with new P Kyle Richardson to average 40.8 yards per punt and a net average of 34.0...Added 1 special teams tackle...Missed the final five regular season games with a back injury, and was placed on Injured Reserve on Nov. 28.

2004: Appeared in all 16 regular season games as the long snapper for field goal, PAT and punting situations...Added 1 special teams tackle vs. Baltimore on Sept. 12...Worked with K Phil Dawson to bring consistency to the kicking game as Dawson connected on 24 FG and matched a career-high 100 points...Helped Dawson to establish a franchise-high 27-consecutive FG made streak...Also worked with first-year punter Derrick Frost to average 40.0 yards per punt with a net average of 35.4.

2003: Solidified the long snapping position for the Browns as a fifth round selection out of Rice...Appeared in all 16 regular season games as the long snapper for field goal, PAT and punt units...Added 5 special teams tackles...Made his NFL debut vs. Indianapolis on Sept. 7, with 1 special teams tackle...Added 1 special teams tackle at San Francisco on Sept. 21, vs. San Diego on Oct. 19, and 2 special teams tackles vs. Baltimore on Dec. 21.

FUN FACTS

- In 2007, was named to the AFC Pro Bowl.
- In 2007, participated in the NFL and NFL Players Association three-day entrepreneurial program at the Kellogg School of Business at Northwestern.
- Very active in the Cleveland community, in 2004 received the Doug Dieken Humanitarian Award, and was nominated for the Cleveland Sports Awards Humanitarian of the Year Award.
- Great-grandfather, Victor Hunt, was on the coaching staff of SMU's 1935 team that won the Knute Rockne Trophy, emblematic of the National Championship.



RYAN PONTBRIAND CONTINUED...

COLLEGE: Important special teams contributor as the Owls' deep snapper...In 2000, played in 11 games on special teams...Credited with 5 tackles on the season...In 1999, played in all 11 games on special teams, and had coverage tackles vs. Houston, Tulsa and Fresno State...Redshirted in 1998.

PERSONAL: Attended W.P. Clements High School in Sugar Land, Texas... Three-year letterman and starter...First-team all-district 20-5A selection as a senior after receiving honorable mention as a junior...Offensive Lineman of the Year for the Rangers and team co-captain...Two-year member of the academic all-district team...Three-year member of the National Honor Society and four-time winner of Clements' academic excellence award...Also competed in track & field...Great-grandfather, Victor Hurt, was on the coaching staff of SMU's 1935 team that won the Knute Rockne Trophy, emblematic of the National Championship...Full Name: Ryan David Pontbriand (pownt-bree-AWND)...Born Oct. 1, 1979, in Houston...Active in the Cleveland community with support to various charitable endeavors including building a home for the Habitat For Humanity program, the Thanksgiving Turkey Giveaway program, Shoes and Coats for Kids and the Muscular Dystrophy 2006 Muscle Team Event...Married the former Nicole Magliaro in the summer of 2004 and the couple are expecting their first child this fall...Received his bachelor of science degree in mechanical engineering from Rice.



S BRODNEY POOL 21

HEIGHT: 6-2
WEIGHT: 205
COLLEGE: OKLAHOMA
BIRTHDATE: MAY 24, 1984

HOW ACQUIRED: D(2) - '05
YEAR WITH BROWNS: 4TH
YEAR IN NFL: 4TH
CONTRACT: SIGNED THRU 2009

GAMES PLAYED/STARTED: 2005 (13/0); 2006 (16/8); 2007 (16/16).
CAREER GAMES: 45 GAMES, 24 STARTS.
POSTSEASON GAMES: 0 GAMES, 0 STARTS.

CAREER TRANSACTIONS: Drafted by Cleveland in the second round, 34th overall, in the 2005 NFL Draft.

CAREER HIGHLIGHTS: Scored his first career TD on a 100-yard interception return at Baltimore on Nov. 18, 2007, which set a franchise record...Three-year veteran has played in 36 consecutive games...Recorded his first career interception late in the 4th quarter on a Steve McNair pass to secure a 20-14 win vs. Tennessee on Nov. 6, 2005.

SEASONAL REVIEWS

2007: In his third year with the Browns, moved into the starting free safety position and started all 16 games and recorded a career-high 72 tackles, including 39 solo, 1 TFL, 2 QB pressures, 2 interceptions for 103 yards and 4 PBU...Ranked 6th on the club with 72 tackles...Set a franchise record with an interception returned 100-yards for a TD at Baltimore on Nov. 18...Set a career-high 9 tackles at Oakland on Sept. 23...**Game 1 vs. Pittsburgh 9/9:** Started and also played on special teams...**Game 2 vs. Cincinnati 9/16:** Started with 3 tackles, including 2 solo and 1 TFL...Left the game in the 3rd quarter with a concussion and did not return...**Game 3 at Oakland 9/23:** Started and totaled a career-high 9 tackles, including 4 solo...**Game 4 vs. Baltimore 9/30:** Started and added 3 tackles, including 2 solo, 1 QB pressure and 1 PBU...**Game 5 at New England 10/7:** Started with 3 tackles, including 2 solo...Left the game in the 3rd quarter (quad) and did not return...**Game 6 vs. Miami 10/14:** Started and totaled 4 tackles, including 1 solo, and 1 PBU...**Game 7 at St. Louis 10/28:** Started and added 4 tackles, including 2 solo...**Game 8 vs. Seattle 11/4:** Started and added 8 tackles, including 5 solo...**Game 9 at Pittsburgh 11/11:** Started and added 5 tackles, including 3 solo, and 1 interception for 3 yards...Recorded his first interception of the year in the 2nd quarter on a pass from Steelers QB Ben Roethlisberger intended for WR Santonio Holmes at the Pittsburgh 21-yard line and returned it 3 yards to the Pittsburgh 18-yard line, and three plays later Anderson connected with WR Braylon Edwards for a 16-yard TD to open a 21-6 lead...**Game 10 at Baltimore 11/18:** Started and added 2 tackles, including 1 solo, and 1 interception return for 100 yards for a TD...In the 3rd quarter, intercepted a pass from Ravens QB Kyle Boller at the goal line and returned it 100-yards for a TD, the longest interception return in franchise history, to open a 27-14 lead...**Game 11 vs. Houston 11/25:** Started with 4 tackles, including 2 solo, 1 QB pressure and 1 PBU...Part of a defensive effort that forced three turnovers, two sacks and limited Houston to only 77 net yards rushing...**Game 12 at Arizona 12/2:** Started with 6 tackles, including 3 solo, and 1 PBU...**Game 13 at N.Y. Jets 12/9:** Started and totaled 8 tackles, including 4 solo...**Game 14 vs. Buffalo 12/16:** Started and added 4 solo tackles...Part of a defensive effort that gave the Browns their first shutout since 2005 (11/20/05 vs. Miami, 22-0 win) and held the Bills to 232 net yards of offense...**Game 15 at Cincinnati 12/23:** Started with 5 tackles, including 2 solo...**Game 16 vs. San Francisco 12/30:** Started with 4 tackles, including 2 solo...Part of a defense that limited the 49ers to only 185 net yards of offense, added 5 sacks and allowed only 73 net yards passing.

2006: Appeared in all 16 games, including eight starts and recorded a career-high 54.5 tackles, including 30 solo, 2.5 TFL, 1 sack for 7 yards and 10 PBU...Ranked third on the team with 10 PBU and 20 special teams tackles...

FUN FACTS

- Mother, Rose, is the assistant track coach at the University of Texas.
- Very active in the Cleveland community with appearances with the Cleveland Clinic Children's Hospital, Toys for Tots, the Cleveland Foodbank and helped renovate Bump Taylor Field as part of the NFL Grassroots Field Renovation.



BRODNEY POOL CONTINUED...

Started four games at free safety, three starts at left corner and one start at right corner...Had a career-high 7 tackles vs. Pittsburgh on Nov. 19, and at Pittsburgh on Dec. 7...Recorded his second career interception at Atlanta on Nov. 12...In the opener vs. New Orleans on Sept. 10, played safety in the nickel defensive package with 3 tackles, including 2 solo...Played safety with 3 tackles, 1 TFL, 1 PBU and 1 sack for 7 yards of Bengals QB Carson Palmer at Cincinnati on Sept. 17...Played safety in the nickel package with 1 PBU vs. Baltimore on Sept. 24, and 1 solo tackle at Oakland on Oct. 1...Made his first career start at left corner for injured Leigh Bodden (ankle) with 6 tackles and a career-high 3 PBU at Carolina on Oct. 8, and limited WR Keyshawn Johnson to 5-67-1 receiving... Played safety in the nickel defense with 1 solo tackle vs. Denver on Oct. 22, and 2 tackles and 1 TFL vs. N.Y. Jets on Oct. 29...Played safety with 2 PBU, 1 forced fumble and 1 recovered fumble at San Diego on Nov. 5...Played safety in the nickel with 4 tackles, 2 PBU and 1 interception of Falcons QB Michael Vick at Atlanta on Nov. 12... Started at left corner for Leigh Bodden (ankle) and ranked second on the team with 7 tackles vs. Pittsburgh on Nov. 19...Started at left corner for Bodden with 6 tackles vs. Cincinnati on Nov. 26...Started at right corner with 4 tackles and 1 PBU vs. Kansas City on Dec. 3...Started at free safety for Brian Russell (elbow) with 7 tackles at Pittsburgh on Dec. 7...Started at free safety for Russell with 3 tackles and 1 recovered fumble at Baltimore on Dec. 17...Started at free safety with 6.5 tackles vs. Tampa Bay on Dec. 24...In the regular season finale at Houston on Dec. 31, started at free safety with 1 tackle.

2005: In his first season with the Browns appeared in 13 games and totaled 25 tackles, 17 solo, 1 sack for 5 yards, 1 interception for 1 yard and 7 PBU...Contributed on defense in the dime defensive package...Also was a key contributor on special teams with 10 tackles...Recorded his first career interception late in the 4th quarter on a Steve McNair pass to secure a 20-14 win vs. Tennessee on Nov. 6...Had a season-high 6 tackles, including 3 solo, at Houston on Oct. 30...Listed as inactive for three games due to an ankle injury...Made his NFL debut by playing safety in the dime defense and had 1 solo tackle vs. Cincinnati on Sept. 11, and also played on special teams with 1 tackle...Played safety in the dime defensive package vs. Chicago on Oct. 9, with 1 solo tackle, 1 sack for 5 yards and 1 PBU...In the 2nd quarter, recorded his first NFL sack with a 5-yard sack of Bears QB Kyle Orton to force a 4th-and-11 punting situation...Played safety in the dime defensive package vs. Tennessee on Nov. 16, with 2 solo tackles, 1 interception and 2 PBU...Recorded his first career interception on the final play of the game as he secured the win with an interception at the 2-yard line on a pass from Titans QB Steve McNair.

COLLEGE: Two-year starter at Oklahoma who totaled 171 tackles, including 113 solo, 9 interceptions, 15 TFL, 2 sacks for 14 yards, 15 PBU, 2 forced fumbles and 1 recovered fumble during his collegiate career...Two-year starter at free safety appeared in 39 career games, including 25 starts...Leader of the Sooners' secondary and ranked 11th in the nation in 2003 with 7 interceptions and had a career-high 92 tackles in 2004...In 2004, as a junior, named Associated Press All-Big Twelve Conference first-team choice, adding second-team honors from the league's coaches...Started every game at free safety and led the team with a career-high 92 tackles, including 65 solo, 9 PBU, 5 TFL, 2 interceptions for 42 yards, 1 recovered fumble and 1 blocked kick...Closed out his career with 7 tackles, 6 solo, and 1 TFL facing Southern California in the Orange Bowl...In 2003, moved into the starting spot at free safety as a sophomore and started all 12 games and recorded 68 tackles, including 41 solo, 2 sacks for 14 yards, 9 TFL, 6 PBU, 1 forced fumble and 1 blocked kick...Ranked 11th in the nation with 7 interceptions for 79 yards, and also ranked fourth in school history...Against Louisiana State in the Sugar Bowl, totaled 10 tackles, 9 solo, with a 3-yard sack and returned an interception 49 yards to set up a TD drive...In 2002, as a freshman played in 12 games and finished with 11 tackles, including 7 solo, and 1 TFL...Played mainly on special teams...Made 3 tackles vs. Tulsa in his collegiate debut and had another 3 tackles and 1 TFL vs. Baylor...Posted a season-high 4 tackles vs. Texas-El Paso.

PERSONAL: Attended Westbury (Houston, Texas) High School and ranked among the top defensive backs in the country...Played free safety and running back...Had a solid senior season with 75 tackles and 11 interceptions...Made 114 tackles and 4 interceptions his junior year...Rushed for 159 yards on 40 attempts and 2 TDs and caught 3 passes for 112 yards and 2 TDs as a senior...Also lettered in track...Born May 24, 1984, in Houston, Texas...Father, Robert, played football at Texas A&I.

POOL'S SINGLE-GAME CAREER HIGHS

TACKLES: 9 at Oakland 9/23/07

SACKS: 1 vs. Chicago 10/9/05; at Cincinnati 9/17/06

INTERCEPTIONS: 1 vs. Tennessee 11/6/05; at Atlanta 11/12/06; at Pittsburgh 11/11/07; at Baltimore 11/18/07

DEFENSIVE SCORES: 1 at Baltimore 11/18/07 (100-yd INT return for TD)

FORCED FUMBLE: 1 at San Diego 11/5/06

RECOVERED FUMBLE: 1 at San Diego 11/5/06; at Baltimore 12/17/06

PASSES BROKEN UP: 3 at Carolina 10/8/06

POOL'S CAREER DEFENSIVE STATISTICS

YEAR	TEAM	GP	GS	TACKLES					QB	INTERCEPTIONS					FUMBLES			SPT	
				TOT	SOLO	ASST	TFL	SK		YDS	PRE	NO	YDS	LG	TD	PD	FF		FR
2005	Cleveland	13	0	25	17	8	0	1.0	5.0	2	1	1	0	7	0	0	0	10	
2006	Cleveland	16	8	54.5	30	22	2.5	1.0	7.0	0	1	0	0	10	1	2	0	20	
2007	Cleveland	16	16	72	39	32	1	0.0	0.0	2	2	103	100t	1	4	0	0	0	
NFL	TOTALS	45	24	151.5	86	62	3.5	2.0	12.0	4	4	104	100t	1	21	1	2	0	30



POOL'S 2007 GAME-BY-GAME DEFENSIVE STATISTICS

DATE	OPP	TACKLES			ASST	SACKS NO/YDS	INT'S NO/YDS	PBU	FUMBLES REC/FOR	TFL
		TOTAL	SOLO							
9/9	Pitt.	0	0	0	0/0	0/0	0	0/0	0	
9/16	Cin.	3	2	0	0/0	0/0	0	0/0	1	
9/23	@ Oak.	9	4	5	0/0	0/0	0	0/0	0	
9/30	Balt.	3	2	1	0/0	0/0	1	0/0	0	
10/7	@ NE	3	2	1	0/0	0/0	0	0/0	0	
10/14	Mia.	4	1	3	0/0	0/0	1	0/0	0	
10/28	@ St. L.	4	2	2	0/0	0/0	0	0/0	0	
11/4	Sea.	8	5	3	0/0	0/0	0	0/0	0	
11/11	@ Pitt.	5	3	2	0/0	1/3	0	0/0	0	
11/18	@ Balt.	2	1	1	0/0	1/100t	0	0/0	0	
11/25	Hou.	4	2	2	0/0	0/0	1	0/0	0	
12/2	@ Ari.	6	3	3	0/0	0/0	1	0/0	0	
12/9	@ NYJ	8	4	4	0/0	0/0	0	0/0	0	
12/16	Buff.	4	4	0	0/0	0/0	0	0/0	0	
12/23	@ Cin.	5	2	3	0/0	0/0	0	0/0	0	
12/30	S.F.	4	2	2	0/0	0/0	0	0/0	0	
TOTALS	16 GM	72	39	32	0/0	2/103	4	0/0	1	

POOL'S 2006 GAME-BY-GAME DEFENSIVE STATISTICS

DATE	OPP	TACKLES			ASST	SACKS NO/YDS	INT'S NO/YDS	PBU	FUMBLES REC/FOR	TFL
		TOTAL	SOLO							
9/10	N.O.	3	2	1	0/0	0/0	0	0/0	0	
9/17	@ Cin.	3	1	1	1/7	0/0	1	0/0	1	
9/24	Balt.	0	0	0	0/0	0/0	1	0/0	0	
10/1	@ Oak.	1	1	0	0/0	0/0	0	0/0	0	
10/8	@ Car.	6	4	2	0/0	0/0	3	0/0	0	
10/22	Den.	1	1	0	0/0	0/0	0	0/0	0	
10/29	NYJ	2	1	0	0/0	0/0	0	0/0	1	
11/5	@ S.D.	0	0	0	0/0	0/0	2	1/1	0	
11/12	@ Atl.	4	4	0	0/0	1/0	2	0/0	0	
11/19	Pitt.	7	4	3	0/0	0/0	0	0/0	0	
11/26	Cin.	6	2	4	0/0	0/0	0	0/0	0	
12/3	K.C.	4	1	3	0/0	0/0	1	0/0	0	
12/7	@ Pitt.	7	5	2	0/0	0/0	0	0/0	0	
12/17	@ Balt.	3	1	2	0/0	0/0	0	1/0	0	
12/24	T.B.	6.5	3	3	0/0	0/0	0	0/0	0.5	
12/31	@ Hou.	1	0	1	0/0	0/0	0	0/0	0	
TOTALS	16 GM	54.5	30	22	1/7	1/0	10	2/1	2.5	

POOL'S 2005 GAME-BY-GAME DEFENSIVE STATISTICS

DATE	OPP	TACKLES			ASST	SACKS NO/YDS	INT'S NO/YDS	PBU	FUMBLES REC/FOR	TFL
		TOTAL	SOLO							
9/11	Cin.	1	1	0	0/0	0/0	0	0/0	0	
9/18	@ G.B.	2	1	1	0/0	0/0	0	0/0	0	
9/25	@ Ind.	1	0	1	0/0	0/0	0	0/0	0	
10/9	Chi.	1	1	0	1/5	0/0	1	0/0	0	
10/16	@ Balt.	1	1	0	0/0	0/0	0	0/0	0	
10/23	Det.	1	1	0	0/0	0/0	1	0/0	0	
10/30	@ Hou.	6	3	3	0/0	0/0	0	0/0	0	
11/6	Tenn.	2	2	0	0/0	1/1	2	0/0	0	
11/13	@ Pitt.	1	1	0	0/0	0/0	1	0/0	0	
11/20	Mia.	Inactive (ankle)								
11/27	@ Minn.	Inactive (ankle)								
12/4	Jack.	Inactive (ankle)								
12/11	@ Cin.	1	1	0	0/0	0/0	1	0/0	0	
12/18	@ Oak.	2	1	1	0/0	0/0	1	0/0	0	
12/24	Pitt.	1	1	0	0/0	0/0	0	0/0	0	
1/1	Balt.	5	3	2	0/0	0/0	0	0/0	0	
TOTALS	13 GM	25	17	8	1/5	1/1	7	0/0	0	





DE MELILA PURCELL 60

HEIGHT: 6-5
WEIGHT: 295
COLLEGE: HAWAII
BIRTHDATE: FEB. 5, 1984

HOW ACQUIRED: D6 - '07
YEAR WITH BROWNS: 2ND
YEAR IN NFL: 1ST
CONTRACT: SIGNED THRU 2010

GAMES PLAYED/STARTED: 2007 (0/0)
CAREER GAMES: 0 GAMES, 0 STARTS.
POSTSEASON GAMES: 0 GAMES, 0 STARTS.


CAREER TRANSACTIONS: Originally drafted by Cleveland in the sixth round, 200th overall, of the 2007 NFL Draft...Waived by Cleveland on Sept. 1, 2007...Signed by Cleveland to the practice squad on Sept. 2, 2007...Signed by Cleveland to the active roster on Dec. 26, 2007.

SEASONAL REVIEWS

2007: In his rookie season with the Browns, spent the first 16 weeks of the regular season on the practice squad...Signed to the active roster on Dec. 26...Listed as inactive for the regular season finale vs. San Francisco on Dec. 30.

COLLEGE: Three-year starter awarded All-Conference honors since his sophomore campaign...Played in 48 career games, including 34 starts, and totaled 208 tackles, 127 solo, 19 sacks for 110 yards, 2 forced fumbles, 5 recovered fumbles, 6 PBU and 35 QB pressures...As a senior in 2006, started all 14 games at defensive end and named first-team All-WAC selection...Led all defensive linemen with 60 tackles, including 36 solo...Led the team with 15.5 TFL, 9.5 sacks for 39 yards and 16 QB pressures...Also added 4 forced fumbles...As a junior in 2005, played in 10 games, started eight at defensive end and named second-team all-WAC selection...Hampered by an elbow injury for most of the season...Finished with 34 tackles, including 21 solo, and 2 recovered fumbles...Recipient of the Ben Yee Most Inspirational Player Award...As a sophomore in 2004, played in all 13 games, including 12 starts...Honorable mention all-WAC selection...Finished third on the team, first among defensive linemen, with 74 tackles, including 47 solo...Led the team and ranked sixth in the WAC with 15.5 TFL, 6 sacks for 49 yards and 8 QB pressures...Added 4 PBU...Blocked a PAT attempt against Louisiana Tech on Nov. 6, and another against UAB in the Sheraton Hawaii Bowl on Dec. 24...As a freshman in 2003, played in 11 games at defensive end and finished with 40 tackles, 23 solo, 5 TFL and 3.5 sacks for 22 yards...Finished second on the team with 9 QB pressures...Named WAC Defensive Player of the Week on Oct. 27...Sat out the 2002 season in order to meet the year residency requirement for eligibility.

PERSONAL: Born on Feb. 5, 1984, in Pago Pago, American Samoa...Graduate of Leone High School in Leone, American Samoa...Played three positions, including defensive end, wide receiver and tight end...Three-time all-star...Named a Samoan International first-team all-star...Also participated in basketball, volleyball and track and field...Competed in the high jump and long jump in track...Earned MVP and all-star honors in basketball...Regarded as the best athlete coming out of Samoa his senior year...Cousin of former San Diego Charger Alvis Satele...Has two brothers and two sisters...Parents are Sauimoana Majorie and Melila Merrill Purcell of Pago Pago, American Samoa.



QB BRADY QUINN 10

HEIGHT: 6-3
WEIGHT: 235
COLLEGE: NOTRE DAME
BIRTHDATE: OCT. 27, 1984

HOW ACQUIRED: D(1B) - '07
YEAR WITH BROWNS: 2ND
YEAR IN NFL: 2ND
CONTRACT: SIGNED THRU 2011

GAMES PLAYED/STARTED: 2007 (1/0).
CAREER GAMES: 1 GAMES, 0 STARTS.
POSTSEASON GAMES: 0 GAMES, 0 STARTS.

CAREER TRANSACTIONS: Originally drafted by Cleveland in the first round, 22nd overall, of the 2007 NFL Draft.

SEASONAL REVIEWS

2007: In his rookie season with the Browns, appeared in one game and was 3-of-8 passing for 45 yards and a 56.8 QB rating...In the opener vs. Pittsburgh on Sept. 9, was listed as inactive-third QB...Beginning Week 2, moved up the depth chart as the backup to starting QB Derek Anderson...Made his NFL debut in the regular season finale vs. San Francisco on Dec. 30, made his debut in the 2nd quarter for one series for starter Derek Anderson (hand) and was 3-of-8 passing for 45 yards...On the drive, led the Browns on an 11-play, 57-yard (2:16) drive at the end of the second quarter, capped by K Phil Dawson's 23-yard FG to open a 17-7 lead.



BRADY QUINN CONTINUED...

COLLEGE: During his four seasons with the Fighting Irish, shattered 36 school records (10 career, 12 single-season, 4 single-game, 10 miscellaneous) including career pass attempts (1,602), completions (929), yards (11,742), yards per game (239.6), TD passes (95) and lowest INT percentage (2.43)...He won 29 games as a starter at Notre Dame, tied for most in school history...Ranks in the top ten in NCAA Division I history in career pass attempts (seventh), passing yards (tenth) and touchdown passes (ninth)...With the arrival of head coach Charlie Weis from the New England Patriots at Notre Dame, the former NFL offensive coordinator quickly bonded with Quinn and the results were immediately evident in 2005...Career totals, completed 929-of-1,602 passes (58.0%) for 11,762 yards and 95 TDs, breaking the previous school career-records set by Ron Powlus (558 of 969 attempts for 7,602 yards and 52 touchdowns, 1994-97)...His pass completion percentage of 58.0 ranks second in school annals...His 11,944 yards in total offense broke the old school career-record of 7,479 yards by Powlus and his 1,856 plays topped the previous Fighting Irish all-time record of 1,201 by Powlus...Had a string of 16 consecutive games with at least one TD pass (2004-05)...His average of 334.1 yards per game in total offense in 2005 shattered the previous school season-record of 281.3 yards by Joe Theismann in 1970...Also owns the top three pass completion seasons in school annals, hitting on 292 throws in 2005, 289 in 2006 and 191 in 2004...His pass completion percentage of 64.9% in 2005 broke the old Irish season-record of 61.6% by Kevin McDougal in 1993...His 32 TD passes in 2005 shattered the old Notre Dame record of 19 by Ron Powlus in 1994, followed by Quinn topping his own record with 37 scoring strikes in 2006...His seven interceptions in 2005 and repeated in 2006, rank as the fourth-lowest season totals by a Notre Dame starting QB (minimum 125 attempts)...Responsible for 198 points in 2005 (32 TDs passing, one rushing), breaking the old school season-record of 162 points by Rick Mirer in 1991 (18 TDs passing, nine rushing)...Broke his own school record by totaling 234 points (37 scores passing, two rushing) in 2006...During his career, Quinn was responsible for 606 points scored (95 TDs passing, six rushing)...As a **senior in 2006**, named All-American Dream Team selection by the NFL Draft report, earning second-team honors from the Football Writers Association...Received the 2006 Notre Dame Most Valuable Player Award for the second-consecutive year after sharing it with receiver Jeff Samardzija in 2005...Became Notre Dame's sixth winner of the Maxwell Award, presented to college football's most outstanding player...Winner of the Johnny Unitas Golden Arm Award, presented annually to top senior quarterback in the nation...Voted a team captain for second consecutive year as determined in a vote by his teammates...Started all 13 games, ranking 11th nationally in total offense (269.0 ypg), 10th in passing yardage (3,426), eighth in pass completions per game (22.23), 18th in passing efficiency with a 146.6 rating and fifth in points responsible for (18.0 ppg)...Connected on 289-of-467 passes (61.9%) for 3,426 yards, a school season-record 37 TDs and only seven interceptions...Set a school record as he did not throw an interception in 226 consecutive passes – also the season high for NCAA Division I in 2006...Threw at least two TD passes in his first 12 games...Added 71 yards and 2 TDs on 82 carries...Amassed 3,497 yards in total offense on 549 plays...As a **junior in 2005**, named second-team All-American selection by The NFL Draft Report, adding third-team honors from the Associated Press...Finalist for the Davey O'Brien Award and the winner of the Sammy Baugh Award as the nation's top quarterback by the Columbus (Ohio) Touchdown Club...Shared the 2005 Notre Dame Most Valuable Player Award with receiver Jeff Samardzija...One of two team captains as determined by a vote of his teammates...Shattered school season-records, as he hit on 292-of-450 passes (64.9%) for 3,919 yards, 32 TDs and only seven interceptions... Ranked third in the nation in passing yards and yards passing per game (326.58), was fifth nationally in total offense (334.1 ypg), sixth in pass completions (24.33 pg) and seventh in points responsible for (16.5 ppg)...Ranked fourth on the squad with 70 carries for 90 yards and 1 TD...Gained a school season-record 4,009 yards in total offense...As a **sophomore in 2004**, produced the finest statistical sophomore season of any quarterback in Notre Dame history...Started all 12 games, completing 191-of-353 passes (54.1%) for 2,586 yards with 17 TDs and 10 interceptions...Finished third on the Notre Dame single-season passing yards list, trailing only Jarious Jackson's 2,753 in 1999 and Quinn's 3,919 in 2005...Carried 54 times for losses totaling 4 yards, with 3 rushing TDs...As a **freshman in 2003**, played in 12 games as a true freshman, starting the final nine contests when he replaced Carlyle Holiday in the lineup vs. Purdue...Gained 1,831 yards with 9 TDs and 15 interceptions on 157-of-332 passes (47.3%)...Carried 48 times for 25 yards and amassed 1,856 yards in total offense.

PERSONAL: Born on Oct. 27, 1984, in Columbus, Ohio...Resides in Dublin, Ohio...One of three children of Robin and Ty Quinn...Sister, Laura, is married to former Ohio State All-American and current Green Bay Packers linebacker A.J. Hawk, Brady's opponent in the 2006 Fiesta Bowl...Uncle, David Slates, played football at Brown while another uncle, Steve Slates, played football at Kentucky...Attended Coffman (Dublin, Ohio) High School...Ranked sixth on the *Detroit Free Press* "Best of the Midwest" team and listed 20th on ESPN's list of the nation's top 100 players as a prep...Named *Columbus Dispatch* and Ohio Capital Conference Offensive Player of the Year and was an All-State choice as a senior...Two-time All-Conference selection served as team captain twice...As a senior in 2002, completed 143-of-258 passes for 2,149 yards, 25 TDs and only four interceptions while rushing for

FUN FACTS

- Graduated from Notre Dame with dual degree in political science and finance.
- This past spring participated in the NFL and NFL Players Association three-day business management and entrepreneurial program at the Stanford Graduate School of Business.
- Supports various charitable organizations that benefit disabled and handicapped youth.



BRADY QUINN CONTINUED...

108 yards and 6 TDs...Helped his team post an 8-3 mark in 2002 and played in the U.S. Army All-America game in San Antonio...The two-year starter threw for 2,200 yards and 21 TDs as a junior in 2001, a 9-4 season that saw Coffman reach the Division I state semifinals...Also lettered three times in baseball...Named All-Conference in baseball as a junior.

QUINN'S SINGLE-GAME CAREER HIGHS

PASSING ATTEMPTS: 8 vs. San Francisco 12/30/07

COMPLETIONS: 3 vs. San Francisco 12/30/07

PASSING YARDS: 45 vs. San Francisco 12/30/07

LONG PASS: 18 vs. San Francisco 12/30/07

QUINN'S CAREER PASSING STATISTICS

YEAR	TEAM	GP	GS	(W-L)			YDS/				YDS		QB		
				RECORD	ATT	CMP	PCT	YDS	ATT	TD	INT	LG	SK	LOST	RATING
2007	Cleveland	1	0	0-0	8	3	37.5%	45	5.6	0	0	18	0	0	56.8
NFL	TOTALS	1	0	0-0	8	3	37.5%	45	5.6	0	0	18	0	0	56.8

**DT SHAUN ROGERS 92**

HEIGHT: 6-4

WEIGHT: 350

COLLEGE: TEXAS

BIRTHDATE: MARCH 12, 1979

HOW ACQUIRED: TR.(DET) - '08

YEAR WITH BROWNS: 1ST

YEAR IN NFL: 8TH

CONTRACT: SIGNED THRU 2013

GAMES PLAYED/STARTED: 2001 (16/16); 2002 (14/12); 2003 (16/16); 2004 (16/16); 2005 (14/14); 2006 (6/6); 2007 (16/16).

CAREER GAMES: 98 GAMES, 96 STARTS.

POSTSEASON GAMES: 0 GAMES, 0 STARTS.

CAREER TRANSACTIONS: Originally drafted by Detroit in the second round, 61st overall, in the 2001 NFL Draft...Traded by Detroit to Cleveland for DB Leigh Bodden and the Browns 2008 third round draft choice on March 1, 2008...Signed by Cleveland to a six-year contract on March 4, 2008.

CAREER HIGHLIGHTS: Seven-year veteran with Detroit has appeared in 98 career games, including 96 starts, and totaled 447 tackles, including 296 solo and 29.5 sacks for 217.5 yards...Named to two Pro Bowls following the 2004 and 2005 seasons...Had a career-high 7 sacks in 2007 and returned an interception 66 yards for a TD vs. Denver on Nov. 4, 2007...Has made an impact on special teams throughout his career and has blocked 11 kicks, including 10 field goal attempts and 1 PAT.

SEASONAL REVIEWS

2007: In his seventh season with Detroit, started all 16 games and added 66 tackles, including 41 solo, a career-best 7 sacks for 53 yards, 1 interception for 66 yards, 2 PBU and 3 recovered fumbles...Proved to be one of the league's dominating defensive forces and led the team and set a career high with 7 sacks...Also returned an interception 66 yards for a TD and was named an NFC Pro Bowl alternate...In the opener at Oakland on Sept. 9, started at NT and added 4 tackles and blocked a field goal attempt...Posted 2 tackles and 1 recovered fumble in overtime that led to the Lions' game-winning field goal vs. Minnesota on Sept. 16...Started at NT and posted 5 tackles at Philadelphia on Sept. 23...Added 5 tackles, 1 sack for 9 yards and 1 blocked field goal attempt, the 11th blocked kick of his career (10th blocked field goal attempt) vs. Chicago on Sept. 30...Added 5 tackles at Washington on Oct. 7, and 4 tackles and 1 recovered fumble vs. Tampa Bay on Oct. 21...Had 5 tackles and 1 sack for 7 yards at Chicago on Oct. 28...Added 5 tackles and a career-high 2.5 sacks for 15 yards, and 1 interception returned 66 yards for a TD and earned NFC Defensive Player of the Week honors vs. Denver on Nov. 4...Posted 4 tackles and 1 TFL vs. Green Bay on Nov. 22, and added 5 tackles at San Diego on Dec. 16...Added 7 tackles and 2 sacks for 17 yards vs. Kansas City on Dec. 23...In the regular season finale at Green Bay on Dec. 30, added 6 tackles and half a sack.

2006: Started six games and added 36 tackles, including 23 solo, with 3 sacks for 28 yards and 1 recovered fumble...In the opener vs. Seattle on Sept. 10, added 7 tackles, 1 TFL, 2 sacks for 13 yards and blocked his eighth career field goal attempt...Registered 5 tackles and 1 TFL at Chicago on Sept. 17...Led defensive linemen with 6 tackles and 1 TFL vs. Green Bay on Sept. 24...Recorded 5 tackles and 1 TFL at St. Louis on Oct. 1...Tied a season-best 7 tackles and 1 TFL at Minnesota on Oct. 8...Switched over to play the NT position vs. Buffalo on Oct. 15, after starting the first five at UT to produce 6 tackles, 1 sack for 15 yards, 1 TFL and 1 recovered fumble...Added to

FUN FACTS

- Father, Ernie, played at Rice (1975-78) and was drafted by the Dallas Cowboys in 1979 and played in the Canadian Football League and also for the Houston Gamblers in the USFL.
- Interacted with 2,000 Detroit-area underprivileged children at the NFL Experience Kids' Day the week of Super Bowl XL.
- Collects throwback jerseys.
- Enjoys the *Lord of the Rings* trilogy and the movie *The Five Heartbeats*.



SHAUN ROGERS CONTINUED...

the Reserve/Suspended list on Oct. 18, and missed four games (at N.Y. Jets on Oct. 22, vs. Atlanta on Nov. 5, vs. San Francisco on Nov. 12 and at Arizona on Nov. 19)...Activated on Nov. 24...Listed as inactive at New England on Dec. 3, due to a knee injury...Placed on Injured Reserve on Dec. 6, with a knee injury.

2005: Started 14 games and was named to the Pro Bowl, making his second appearance in Hawaii...Added 36 tackles, including 27 solo, 5.5 sacks for 44 yards with 1 recovered fumble and 2 forced fumbles...Recorded his eighth career blocked kick...In the opener vs. Green Bay on Sept. 11, recorded a key sack on Green Bay's final drive for a loss of 12 yards...Tallied second straight game with 1 sack for 6 yards at Chicago on Sept. 18...Had his eighth career blocked kick on a field goal attempt vs. Carolina on Oct. 16, and also assisted on a 5-yard sack...Recorded 1 forced fumble at Dallas on Nov. 20, and added another forced fumble vs. Atlanta on Nov. 24...Recorded a sack on QB Brad Johnson vs. Minnesota on Dec. 4...Added a sack of Brett Favre at Green Bay on Dec. 11...Recorded 1 sack on Bengals QB Carson Palmer vs. Cincinnati on Dec. 18...Had his first career TD, a 21-yard recovered fumble, forced by DE James Hall, in the second quarter at New Orleans on Dec. 24...Led the defensive line with 6 tackles at Pittsburgh on Jan. 1.

2004: Started 16 games and added 75 tackles, including 51 solo, 4 sacks for 19.5 sacks, 5 PBU and 1 recovered fumble...Selected to his first Pro Bowl and was voted by his teammates as the Lem Barney Defensive MVP...Named NFC Defensive Player of the Week for his Week Seven efforts at N.Y. Giants on Oct. 24, which included 4 tackles, 1 PBU and 1 sack...Blocked 3 kicks during the season, one PAT and two field goals...In the season opener at Chicago on Sept. 12, recorded 5 tackles, 1 sack, 1 recovered fumble and blocked his fifth-career field goal, which was returned an NFL record 92-yards for a touchdown by Bracy Walker...Recorded 2 sacks for 14 yards at Atlanta on Oct. 10, the second multi-sack game of his career...Tallied 7 tackles and 1 PBU vs. Jacksonville on Nov. 14...Blocked a Mike Vanderjagt PAT vs. Indianapolis on Nov. 25, the first extra-point block of his career...Finished the year with a season-high 8 tackles at Tennessee on Jan. 2, and blocked a 27-yard field goal attempt, his third blocked kick of the season.

2003: Started all 16 games and totaled 75 tackles, including 59 solo, 4 sacks for 27 yards, 4 PBU and 1 forced fumble...Named an alternate to the 2004 Pro Bowl for the first time in his career, voted by his teammates as the Chuck Hughes Most Improved Player and named to *Football Digest's* All-Pro second-team...His 4 sacks marked a career high and ranked third on the club...Had a season-high eight tackles and 2 TFL vs. Dallas on Oct. 19...Added 6 tackles, 1 sack, 1 PBU, 2 QB pressures vs. Oakland on Nov. 2...Recorded 1 sack, 1 PBU, 1 QB pressure and 4 tackles vs. Green Bay on Nov. 27...In the regular season finale vs. St. Louis on Dec. 28, recorded 1 sack, 1 forced fumble, 3 tackles and 3 QB pressures.

2002: Appeared in 14 games, including 12 starts, and added 62 tackles, 2.5 sacks for 21 yards, 1 PBU, 2 recovered fumbles and 1 forced fumble...Recorded 6 tackles vs. Carolina on Sept. 15, and blocked a 46-yard field goal attempt in the first quarter...Suffered a hand injury in the opener and was inactive vs. Green Bay on Sept. 22 and vs. New Orleans on Sept. 29...Forced to play with a cast for the remainder of the season...In the regular season finale vs. Minnesota on Dec. 29, finished with 5 tackles, 1 sack, 1 PBU and blocked a 43-yard field goal attempt.

2001: In his rookie season with Detroit, started all 16 games and ranked third on the team and led all NFL defensive linemen with 97 tackles, including 62 solo...Added 3.5 sacks for 25 yards and 6 PBU...Voted as the Mel Farr Rookie of the Year by his teammates and was ranked one of the 10-best rookies of the 2001 season by the *Sporting News*...Started in place of injured Luther Elliss in the season opener at Green Bay on Sept. 9, and posted 6 tackles in his first NFL action...Had a breakout day after posting his first professional sack as well as his first career multi-sack game with 2 sacks and 8 tackles at Minnesota on Oct. 14...Posted his first double-digit tackle game with 11 tackles vs. Tennessee on Oct. 21...Blocked two field goal attempts at San Francisco on Nov. 4, the second being a 19-yard attempt with 1:56 left in the fourth quarter that gave the Lions a chance to tie the game, and his first block of the day was a 49-yard attempt in the second quarter...Led the team in tackles vs. Dallas on Jan. 6, with 10 stops and 1 PBU.

COLLEGE: Started 20 of 41 games for the Texas Longhorns, ranking third on the school's career-record list with 53 TFL as well as collecting 199 tackles, 14 sacks and 54 QB pressures during his career...All-Big 12 second-team choice in 2000 despite being hindered for much of the year with a high-ankle sprain that would require surgery after the season...Despite lack of usual mobility, he was one of the major reasons Texas limited opponents to only 94.0 yards per game rushing, the lowest figure by a Longhorn squad since 1983, and the Longhorns led the nation in pass efficiency defense (88.3) and ranked seventh in total defense (278.3 ypg) as well...In 1999, earned All-Big 12 Conference first-team honors, joining Pittsburgh Steelers 2000 first round choice. Casey Hampton in becoming the Longhorns' first defensive tackle tandem to garner such accolades in the same season since 1971...Started 12 of 13 games as a junior, and recorded a career-high 80 tackles with 5.5 sacks for 33 yards, 27 TFL and 24 QB pressures.

PERSONAL: Born March 12, 1979 in LaPorte, Texas...Two-way tackle at LaPorte (Texas) High School...Also lettered in basketball...Father, Ernie, played at Rice (1975-78) and was drafted by the Dallas Cowboys in 1979 and played in the Canadian Football League and also for the Houston Gamblers in the USFL.



SHAUN ROGERS CONTINUED...

TACKLES:

SACKS: 2.5 vs. Denver 11/4/07

FORCED FUMBLES: 1, four times, latest: vs. Atlanta 11/24/05

RECOVERED FUMBLES: 2 at Green Bay 11/10/02

INTERCEPTIONS: 1 vs. Denver 11/4/07 (returned 66 yards for TD)

BLOCKED FIELD GOALS: 2 at San Francisco 11/4/01

ROGERS' CAREER DEFENSIVE STATISTICS

YEAR	TEAM	GP	GS	TACKLES					QB PRE	INTERCEPTIONS					FUMBLES			SP T TACKLE	
				TOT	SOLO	ASST	TFL	SK		YDS	NO	YDS	LG	TD	PD	FF	FR		YDS
2001	Detroit	16	16	97	62	35	0	3.5	25.0	0	0	0	0	0	6	0	0	0	
2002	Detroit	14	12	62	33	29	0	2.5	21.0	0	0	0	0	1	1	2	0	0	
2003	Detroit	16	16	75	59	16	0	4.0	27.0	0	0	0	0	4	1	0	0	0	
2004	Detroit	16	16	75	51	24	0	4.0	19.5	0	0	0	0	5	0	1	0	0	
2005	Detroit	14	14	36	27	9	0	5.5	44.0	0	0	0	0	0	2	1	0	0	
2006	Detroit	6	6	36	23	13	0	3.0	28.0	0	0	0	0	0	0	1	0	0	
2007	Detroit	16	16	66	41	25	0	7.0	53.0	0	1	66	66	1	2	0	3	0	0
NFL	TOTALS	98	96	447	296	151	0	29.5	217.5	0	1	66	66	1	18	4	8	0	0



WR STEVE SANDERS 83

HEIGHT: 6-3

WEIGHT: 205

COLLEGE: BOWLING GREEN

BIRTHDATE: DEC. 23, 1982

GAMES PLAYED/STARTED: 2006 (0/0); 2007 (0/0).

CAREER GAMES: 0 GAMES, 0 STARTS.

POSTSEASON GAMES: 0 GAMES, 0 STARTS.

HOW ACQUIRED: FA - '06

YEAR WITH BROWNS: 3RDYEAR IN NFL: 1ST

CONTRACT: SIGNED THRU 2008

CAREER TRANSACTIONS: Signed by Cleveland as an undrafted rookie free agent on May 4, 2006...Waived by Cleveland on July 29, 2006...Signed by Cleveland to the practice squad on Dec. 27, 2006...Signed by Cleveland as a future/reserve free agent on Feb. 6, 2007...Allocated by Cleveland to NFL Europe on Feb. 6, 2007...Waived by Cleveland on Sept. 1, 2007...Signed by Cleveland to the practice squad on Sept. 2, 2007...Signed by Cleveland as a future/reserve free agent on Jan. 23, 2008.

FUN FACTS

- Established his own foundation, My H.O.O.D. (Helping Others Organize Dreams), a motivational speaking platform for children to help them overcome adversity and realize that achieving goals is an ongoing process.
- Competed with the Berlin Thunder in the 2007 NFL Europa season and played in 10 games catching 14 passes for 251 yards.

SEASONAL REVIEWS

2007: Signed by Cleveland and was allocated to NFL Europa and appeared in 10 games with Berlin Thunder with 14 receptions for 251 yards...Waived by Cleveland at the end of training camp and signed to the practice squad on Sept. 2...Spent the entire season on the Browns' practice squad.

2006: Originally signed by Cleveland as an undrafted rookie free agent out of Bowling Green...Waived by Cleveland on July 29...Signed by Cleveland to the practice squad on Dec. 27...Spent one week on the practice squad.

COLLEGE: Finished seventh all-time in BGSU history with 156 receptions and 2,324 receiving yards, fourth with 24 TD receptions and tenth with 25 TDs...In 2005, started all 11 games and ranked second on the team with 56 catches for 855 yards (15.3 avg.) and 14 TDs...His 14 TDs ranked second-highest in BGSU history...In 2004, started in all 12 games and had 55 receptions for 984 yards (17.9 avg.) and 8 TDs...Added 7 receptions for 123 yards against Memphis in the GMAC Bowl...In 2003, played in all 14 games, including eight starts, and finished with 43 receptions for 466 yards and 1 TD...Added 5 receptions for 74 yards and 1 TD in the Motor City Bowl vs. Northwestern...In 2002, played in eight games with 2 receptions for 19 yards and 1 TD...Redshirted in 2001.

PERSONAL: A 2001 graduate of East High School in Cleveland, Ohio...First-team All-State (Division II) choice...Named league MVP and caught 27 passes for 868 yards and 10 TD...Also lettered in basketball and track...Was an all-league point guard and MVP at the all-city track meet...Placed second in the 2001 Division I state track and field championships in the 300 meter hurdles...Full name: Steven Ike Sanders...Son of Teresa Mbachau...Brother, Tim Majors...Also has a son, Armier...Lists Eric Metcalf as his favorite Browns player growing up...Integrated mathematics major...Born on Dec. 23, 1982, in Cleveland, Ohio.





DB JUSTIN SANDY 28

HEIGHT: 6-0

WEIGHT: 205

COLLEGE: NORTHERN IOWA

BIRTHDATE: FEB. 22, 1982

GAMES PLAYED/STARTED: 2006 (0/0); 2007 (0/0).

CAREER GAMES: 4 GAMES, 1 START.

POSTSEASON GAMES: 0 GAMES, 0 STARTS.

HOW ACQUIRED: FA - '06

YEAR WITH BROWNS: 2NDYEAR IN NFL: 3RD

CONTRACT: SIGNED THRU 2008

CAREER TRANSACTIONS: Originally signed by Tennessee as an undrafted rookie free agent on April 28, 2004...Waived by Tennessee on Sept. 1, 2004...Signed by Tennessee to the practice squad on Sept. 7, 2004...Signed by Tennessee to the active roster on Nov. 19, 2004...Waived by Tennessee on Sept. 30, 2005...Signed by Tennessee to the practice squad on Oct. 5, 2005...Allocated by Tennessee to NFL Europe on Jan. 13, 2006...Waived by Tennessee on July 14, 2006...Signed by Cleveland to the practice squad on Dec. 27, 2006...Signed by Cleveland as a reserve/future free agent on Jan. 10, 2007...Waived-Injured by Cleveland on Aug. 27, 2007.

SEASONAL REVIEWS

2007: Suffered an injury during training camp and was waived-injured on Aug. 27.

2006: Began the year with Tennessee and was waived at the end of training camp...Signed by Cleveland to the practice squad on Dec. 27, and spent the final week of the regular season on the practice squad.

2005: In his second season with Tennessee, appeared in three games, including one start and totaled 2 tackles...Played at Pittsburgh on Sept. 11...Made his first NFL start vs. Baltimore on Sept. 18...Also played at St. Louis on Sept. 25...Waived by Tennessee on Sept. 30...Resigned to the Titans practice squad on Oct. 5, and spent the remainder of the season on the club's practice squad.

2004: In his rookie season, began the season with Tennessee on the practice squad...Signed by Tennessee to the active roster on Nov. 19...Made his NFL debut at Jacksonville on Nov. 21, and suffered a left foot injury which placed him on Injured Reserve.

COLLEGE: Played in 47 games at Northern Iowa with 22 starts and totaled 192 tackles, 7 interceptions, 20 PBU and 5 forced fumbles...As a senior was voted MVP by his teammates and was named first-team All-Gateway Conference at safety after tying for the team lead with 93 tackles, and added 3 interceptions, 1 sack, 3 TFL, 4 forced fumbles and 9 PBU...As a junior was named All-Gateway Conference at corner...Majored in business management.

PERSONAL: Born Justin Michael Sandy on Feb. 22, 1982, in Wayne, Neb...Named to Elite All-Star team at East (Sioux City, Iowa) High School after recording 58 receptions for 957 yards and 28 TDs...Also lettered in basketball, soccer and track...Single and resides in Nashville, Tenn., during the offseason...Has volunteered his time with the Garth Brooks for Kids Foundation since 2005...Recently began volunteering for a youth ministry program, Young Life, which reaches out to adolescents through meetings and camps to build meaningful relationships with kids in their own environment...Teamed up with the USDA National School Lunch Program to raise awareness about the importance of living a healthy lifestyle...At the end of the 2006 season, dedicated his time towards his degree in business management from Northern Iowa, including a 4.0 GPA over his final 25 hours of class work and graduated in June of 2007...This spring participated in the NFL and NFL Players Association three-day business management and entrepreneurial program at the Harvard Business School...Was cast as the lead male role in country star Taylor Swift's music video 'Picture to Burn' and also will be appearing in a new Bruce Willis film yet to be released.

FUN FACTS

- Has volunteered his time with the Garth Brooks for Kids Foundation since 2005.
- Recently began volunteering for a youth ministry program, Young Life, which reaches out to adolescents through meetings and camps to build meaningful relationships with kids in their own environment.
- At the end of the 2006 season, dedicated his time towards his degree in business management from Northern Iowa, including a 4.0 GPA over his final 25 hours of class work and graduated in June of 2007.
- This spring participated in the NFL and NFL Players Association three-day business management and entrepreneurial program at the Harvard Business School.
- Was cast as the lead male role in country star Taylor Swift's music video 'Picture to Burn', and also will be appearing in a new Bruce Willis film yet to be released.

SANDY'S CAREER DEFENSIVE STATISTICS

YEAR	TEAM	GP	GS	TACKLES						YDS	QB		INTERCEPTIONS			FUMBLES			SP T
				TOT	SOLO	ASST	TFL	SK	PRE		NO	YDS	LG	TD	PD	FF	FR	YDS	
2004	Tennessee	1	0	0	0	0	0	0.0	0.0	0	0	0	0	0	0	0	0	0	0
2005	Tennessee	3	1	2	1	1	0	0.0	0.0	0	0	0	0	0	0	0	0	0	0
2006	Cleveland	0	0	0	0	0	0	0.0	0.0	0	0	0	0	0	0	0	0	0	0
2007	Cleveland	0	0	0	0	0	0	0.0	0.0	0	0	0	0	0	0	0	0	0	0
NFL	TOTALS	4	1	2	1	1	0	0.0	0.0	0	0	0	0	0	0	0	0	0	0





OL KEVIN SHAFFER 77

HEIGHT: 6-5
WEIGHT: 315
COLLEGE: TULSA
BIRTHDATE: MARCH 2, 1980

HOW ACQUIRED: UFA (ATL.) - '06
YEAR WITH BROWNS: 3RD
YEAR IN NFL: 7TH
CONTRACT: SIGNED THRU 2012

GAMES PLAYED/STARTED: 2002 (6/0, 2/0); 2003 (16/8); 2004 (15/15, 2/2); 2005 (16/16); 2006 (16/16); 2007 (16/16).
CAREER GAMES: 85 GAMES, 71 STARTS.
POSTSEASON GAMES: 4 GAMES, 2 STARTS.

CAREER TRANSACTIONS: Originally drafted by Atlanta in the seventh round, 244th overall, in the 2002 NFL Draft...Signed by Cleveland to a seven-year contract as an unrestricted free agent on March 11, 2006.

SEASONAL REVIEWS

2007: In his second season with the Browns, began training camp at left tackle, however moved over to right tackle and went on to start all 16 games at right tackle...Part of an offensive line that allowed only 19 sacks all season, which tied for third fewest in the NFL and also ranked as tied for third fewest in franchise history...Part of an offensive unit ranked eighth in the NFL with 25.1 points per game, while the 402 points scored and 5,621 net yards of offense both ranked third best in franchise history...Helped the offense improve in every category as the offense improved to eighth overall (351.3 ypg), including 10th rushing (118.4 ypg) and 12th passing (232.9 ypg), compared to 2006 offensive rankings with 31st overall, including 31st rushing and 23rd passing...

Game 1 vs. Pittsburgh 9/9: Started at RT...Game 2 vs. Cincinnati 9/16: Started at RT and was part of an offensive line that did not allow a sack of QB Derek Anderson and provided time for him to throw for 326 yards and 5 TDs, and RB Jamal Lewis to rush for 216 yards and 1 TD...Part of an offense that established 554 net yards (3rd highest in club history) of offense and scored 51 points (T-4th in franchise history) and 226 net yards rushing...**Game 3 at Oakland 9/23:** Started at RT...**Game 4 vs. Baltimore 9/30:** Started at RT and was part of an offensive line that did not allow a sack and allowed QB Derek Anderson to throw for 204 yards and 2 TDs...**Game 5 at New England 10/7:** Started at RT...Replaced by Ryan Tucker for two series in the first half...**Game 6 vs. Miami 10/14:** Started at RT and was part of an offensive line that helped the offense to 41 points, 384 net yards of offense and allowed QB Derek Anderson time to throw for 245 yards and 3 TDs...Rotated several series with Ryan Tucker at RT...**Game 7 at St. Louis 10/28:** Started at RT and was part of an offensive line that helped the offense to 368 net yards and provided QB Derek Anderson time to throw for 248 yards and 3 TDs...**Game 8 vs. Seattle 11/4:** Started at RT and was part of an offensive line that helped the offense to 428 net yards of offense and allowed QB Derek Anderson to throw for a career-high 364 yards passing and RB Jamal Lewis to rush for a career-high 4 rushing TDs in a 33-30 overtime win...**Game 9 at Pittsburgh 11/11:** Started at RT and was part of an offensive line that held the Steelers defense without a sack and provided QB Derek Anderson time to throw for 3 TDs...**Game 10 at Baltimore 11/18:** Started at RT and was part of an offensive line that helped the offense to 380 net yards of offense in a 33-30 (OT) road win...**Game 11 vs. Houston 11/25:** Started at RT and was part of an offensive line that helped RB Jamal Lewis rush for 134 yards and 1 TD and gave QB Derek Anderson time to throw for 253 yards and 2 TDs as the offense rolled to 397 net yards of offense...**Game 12 at Arizona 12/2:** Started at RT and was part of an offensive line that allowed QB Derek Anderson to throw for 304 yards and 2 TDs...**Game 13 at N.Y. Jets 12/9:** Started at RT and was part of an offensive line that did not allow a sack of QB Derek Anderson and allowed him time to throw for 185 yards and 2 TDs, and also paved the way for RB Jamal Lewis to rush for 118 yards and 1 TD in a 24-18 road win...**Game 14 vs. Buffalo 12/16:** Started at RT and was part of an offensive line that paved the way for RB Jamal Lewis to rush for 163 yards and the offense generated 304 net yards of offense in blizzard-like conditions...**Game 15 at Cincinnati 12/23:** Started at RT and was part of an offense that totaled 380 net yards of offense, including 136 net yards rushing...**Game 16 vs. San Francisco 12/30:** Started at RT and was part of an offensive line that paved the way for RB Jamal Lewis to rush for 128 yards and the offense overall to generate 358 total net yards of offense.

2006: In his first season with the Browns, started all 16 regular season games at left tackle...Joined TE Kellen Winslow and C Hank Fraely as one of three Browns offensive players to start in every game of the season...Made his Browns debut in the opener vs. New Orleans on Sept. 10...Started and was part of an offensive line that did not allow a sack of QB Charlie Frye at Cincinnati on Sept. 17...Started at Oakland on Oct. 1, and was part of an offensive line that helped RB Reuben Droughns rush for 100 yards and gave QB Charlie Frye time to throw for 192 yards and 3 TDs in a 24-21 road win...Started and helped Droughns rush for a season-high 125 yards vs. N.Y. Jets on Oct. 29...Helped pave the way for the Browns offense to have season highs in points (31), net yards (438), net yards rushing (150), net yards passing (288) and first downs (26) in a 31-28 OT win vs. Kansas City on Dec. 3...In the regular season finale at Houston on Dec. 31, was part of an offensive line that helped the Browns rush for 127 yards on 28 carries (4.5 avg.).

FUN FACTS

- Six-year NFL veteran has started at tackle in 71 of the last 72 contests.
- Very active in the Cleveland community by supporting charitable events such as Read with the Browns and Lift Up America.



KEVIN SHAFFER CONTINUED...

2005: In his fourth season with the Falcons, started in all 16 regular season games at left tackle and was part of an offensive unit which paved the way for the NFL's top rushing (159.1 yards per game) attack for the second consecutive season...Helped the team rush for over 200+ yards on five occasions...In the opener vs. Philadelphia on Sept. 12, started at left tackle and was a key contributor as the line spearheaded a rushing attack that garnered 200 yards rushing on 40 carries (5.0 avg.) and 2 TDs...Started at Buffalo on Sept. 25, as the offensive line paved the way for 236 yards rushing on 36 carries (6.6 avg.) and held the Bills defense without a sack...Started vs. Minnesota on Oct. 2, and part of an offensive line that finished with 285 yards rushing, the second-highest rushing performance in franchise history...Started vs. N.Y. Jets on Oct. 24, and helped rushing attack to 205 rushing yards on 38 carries...Started vs. Tampa Bay on Nov. 20, and was part of a line that helped the running game gain 150 yards rushing and QB Michael Vick to pass for 306 yards...Started at Detroit on Nov. 24, as the offensive line contributed to the rushing attack gaining 256 rushing yards on 45 carries (5.7 avg.).

2004: Started 15 games at left tackle and was part of an offensive line that ranked first in the NFL with 2,672 yards rushing and averaged 5.1 yards per carry...Part of an offensive line that tied a team record with six 200+ yard rushing games, while leading the league with 22 runs of 20 yards or more...Helped RB Warrick Dunn rush for 1,106 yards and RB T.J. Duckett rush for a 4.9 yard average, which ranked third in the NFL...In the regular season opener at San Francisco on Sept. 12, started at left tackle but had to leave the game late in the 4th quarter with a knee injury...Inactive (knee) vs. St. Louis on Sept. 19...Part of an offensive line that did not allow a sack against a talented defensive line at Carolina on Oct. 3...Helped team rush for 205 yards (5.3 avg.) while opening holes for RB T.J. Duckett to score a pair of rushing TDs vs. Tampa Bay on Nov. 14...Played a large role in helping QB Michael Vick gain 104 yards rushing, the fifth 100-yard game of his career and a new NFL record surpassing Billy Kilmer for the most 100-yard rushing games by a quarterback at N.Y. Giants on Nov. 21...Paved the way for RB T.J. Duckett's franchise records of 4 rushing TDs and 24 points scored vs. Oakland on Dec. 12...Helped open holes for a 132-yard rushing performance by RB Warrick Dunn and a team total of 204 rushing yards at Seattle on Jan. 2...In the NFC Divisional Playoff Game vs. St. Louis on Jan. 15, part of a line that set a NFL postseason record with 327 rushing yards...In the NFC Championship Game at Philadelphia on Jan. 23, started at left tackle.

2003: Played in all 16 games, including eight starts in relief of starting LT Bob Whitfield (broken right fibula)...Played on special teams the first eight consecutive games, before replacing Bob Whitfield in the 3rd quarter vs. Philadelphia on Nov. 2...Made his first NFL start at left tackle at N.Y. Giants on Nov. 9, and delivered a strong performance as RB Warrick Dunn rushed for 178 yards on 38 carries (5.8 avg.) in a 27-7 win...Had another strong showing vs. Carolina on Dec. 7, as he held DE Mike Rucker without a sack...Also held DE Simeon Rice without a sack at Tampa Bay on Dec. 15, as the Falcons' rushed for 148 yards.

2002: In his rookie season with Atlanta played in six games on special teams...Made his NFL debut in the season opener at Green Bay on Sept 8, on special teams...Inactive for the next ten games...Played in each of the final five regular season games and both postseason contests.

COLLEGE: Honorable mention All-WAC choice after grading over 80 percent in all 10 starts at left tackle as a senior...Also named to the National Strength and Conditioning Association All-America Athlete Team...Had a streak of 26 consecutive starts snapped during the 2001 campaign when he was sidelined against New Mexico State in the fourth game with a lower leg infection...Started all 12 games at left tackle as a junior and graded out over 80 percent in each game...Started all 11 games as a sophomore...Played in six games as a freshman.

PERSONAL: Two-year letter winner at Conestoga Valley (Lancaster, Pa.) High School...First-team All-Conference selection on both offense and defense as a senior after tallying 33 tackles and 3 forced fumbles at defensive tackle and a solid performance at offensive guard...Did not begin playing football until his junior season...Involved in various community outreach programs in 2004, including the Prison Ministries of Atlanta football camp and Challenge Child & Friends Bowling Tournament...Majored in finance at Tulsa...Born Kevin Carl Shaffer on March 2, 1980, in Salisbury, Md...Married to wife, Tara, and the couple have two children, daughter, Ava Nicole and son, Austin Gabriel.

**DL ROBAIRE SMITH 98**

HEIGHT: 6-4
WEIGHT: 310
COLLEGE: MICHIGAN STATE
BIRTHDATE: NOV. 15, 1977

HOW ACQUIRED: UFA (TENN.) - '07
YEAR WITH BROWNS: 2ND
YEAR IN NFL: 9TH
CONTRACT: SIGNED THRU 2010
GAMES PLAYED/STARTED: 2000 (8/0); 2001 (10/0); 2002 (16/2, 2/0);
2003 (16/15, 2/2); 2004 (16/16); 2005 (16/16); 2006 (15/12); 2007 (16/16).
CAREER GAMES: 113 GAMES, 77 STARTS.
POSTSEASON GAMES: 4 GAMES, 2 STARTS.

CAREER TRANSACTIONS: Originally drafted by Tennessee in the sixth round, 197th overall, in the 2000 NFL Draft...Signed by Houston as an unrestricted free agent on March 4, 2004...Signed by Tennessee as an unrestricted free agent on Sept. 6, 2006...Signed by Cleveland as an unrestricted free agent to a four-year contract on March 16, 2007.

ROBAIRE SMITH CONTINUED...

CAREER HIGHLIGHTS: Eight-year veteran has played in 113 games, including 77 starts, with Tennessee, Houston and Cleveland...Has totaled 510 tackles, 21 sacks, 41 QB pressures and 16 PBU during his NFL career...Had back-to-back 100-tackle seasons with Houston in 2004 and 2005.

SEASONAL REVIEWS

2007: Joined the Browns and an unrestricted free agent and went on to start all 16 games at right defensive end and totaled 64 tackles, including 39 solo, with 4 sacks for 34 yards, 3 TFL, 7 QB pressures and 1 PBU...Led defensive linemen on the club with 64 tackles and ranked t-2nd with 4 sacks and 3rd with 7 QB pressures...Had a season-high 7 tackles at Oakland on Sept. 23, and matched the effort at N.Y. Jets on Dec. 9...Had a season-high 2 sacks at Baltimore on Nov. 18...**Game 1 vs. Pittsburgh 9/9:** Made his Browns debut and started at RDE with 5 tackles, including 4 solo, and 2 QB pressures...**Game 2 vs. Cincinnati 9/16:** Started at RDE and totaled 1 TFL, 1 sack for 7 yards and 1 QB pressure...In the 1st quarter, sacked Bengals QB Carson Palmer for a 7-yard loss and forced a 2nd and 17 passing situation...**Game 3 at Oakland 9/23:** Started at RDE and totaled 7 tackles, including 4 solo...**Game 4 vs. Baltimore 9/30:** Started at RDE and added 3 tackles, including 1 solo, and 1 PBU...**Game 5 at New England 10/7:** Started at RDE with 6 tackles, including 3 solo, and 1 TFL...**Game 6 vs. Miami 10/14:** Started at RDE with 2 solo tackles and 1 QB pressure...**Game 7 at St. Louis 10/28:** Started at RDE and added 5 tackles, including 2 solo, and 1 QB pressure...**Game 8 vs. Seattle 11/4:** Started at RDE and added 3 tackles, including 1 solo, 1 TFL and 1 QB pressure...**Game 9 at Pittsburgh 11/11:** Started at RDE and added 3 tackles, including 2 solo, and 1 sack for 5 yards...In the 3rd quarter, sacked Steelers QB Ben Roethlisberger for a 5-yard loss to force a 3rd and 14 situation...**Game 10 at Baltimore 11/18:** Started at RDE and totaled 5 tackles, including 4 solo, and a career-high 2 sacks for 22 yards...Recorded his first sack in the 3rd quarter, on a 14-yard sack of Ravens QB Kyle Boller to force a 2nd and 24 situation...Added his second sack in the 4th quarter with an 8-yard sack to force a 4th and 13 FG attempt situation...**Game 11 vs. Houston 11/25:** Started at RDE and added 4 tackles, including 3 solo...Part of a defensive effort that forced three turnovers, two sacks and limited Houston to only 77 net yards rushing...**Game 12 at Arizona 12/2:** Started at RDE with 5 tackles, including 3 solo...**Game 13 at N.Y. Jets 12/9:** Started at RDE and totaled 7 tackles, including 4 solo...**Game 14 vs. Buffalo 12/16:** Started at RDE with 6 tackles, including 4 solo, and 1 QB pressure...Part of a defensive effort that gave the Browns their first shutout since 2005 (11/20/05 vs. Miami, 22-0 win) and held the Bills to 232 net yards of offense...**Game 15 at Cincinnati 12/23:** Started at RDE and added 1 solo tackle...**Game 16 vs. San Francisco 12/30:** Started at RDE with 1 solo tackle...Part of a defense that limited the 49ers to only 185 net yards of offense, added 5 sacks and allowed only 73 net yards passing.

2006: Signed by Tennessee as an unrestricted free agent, returning to the Titans where he played the first four years of his career before spending two seasons with the Texans...Played in 15 games, including 12 starts at left defensive tackle and tallied 76 tackles, 0.5 sacks, 5 QB pressures, 4 TFL and 3 PBU...Started and registered 1 tackle against the New York Jets on Sept. 10, left game in 1st quarter with a hamstring injury and did not return...Inactive (hamstring) at San Diego on Sept. 17...Saw limited action at defensive tackle and recorded 1 tackle at Miami on Sept. 24...Recorded 6 tackles vs. Dallas on Oct. 1...Started and posted a season-high 11 tackles, 1 QB pressure and 1 TFL at Indianapolis on Oct. 8...Started and recorded 8 tackles, 1 TFL at Washington on Oct. 15...Started and totaled 9 tackles, 2 QB pressures and 0.5 sacks vs. Houston on Oct. 29, combined with Antwan Odom to sack David Carr in the 1st quarter...Started and posted 3 tackles at Jacksonville on Nov. 5...Started and recorded 7 tackles, 1 PBU and 1 QB pressure vs. Baltimore on Nov. 12...Started and totaled 5 tackles with 1 PBU at Philadelphia on Nov. 19...Started and registered 6 tackles, 2 TFL and 1 QB pressure vs. N.Y. Giants on Nov. 26...Started and posted 5 tackles vs. Indianapolis on Dec. 3...Started and totaled 5 tackles at Houston on Dec. 10...Started and recorded 6 tackles vs. Jacksonville on Dec. 17...Started and posted 2 tackles with 1 PBU at Buffalo on Dec. 24...Played defensive tackle and registered 1 tackle vs. New England on Dec. 31.

2005: In his second season with Houston, started in all 16 games at defensive end, the only defensive lineman to start every game for the second consecutive season...Led all linemen with a career-high 102 tackles, posted 2 sacks, 1 forced fumble, 1 recovered fumble and 3 PBU...Finished with 9 tackles in the season opener at Buffalo on Sept. 11...Posted 9 tackles and 1 QB pressure vs. Pittsburgh on Sept. 18, and recorded 8 tackles at Cincinnati on Oct. 2...Notched 6 tackles and 1 PBU vs. Tennessee on Oct. 16, and made 3 tackles and 1 QB pressure vs. Indianapolis on Oct. 23...Tallied 3 tackles, 1 PBU and 1 recovered fumble vs. Cleveland on Oct. 30, and recorded 6 tackles and 1 forced fumble at Jacksonville on Nov. 6...Registered 5 stops and 2 QB pressures at Indianapolis on Nov. 13, and finished with 4 tackles and 1 QB pressure vs. Kansas City on Nov. 20...Had 6 tackles and 1 sack vs. St. Louis on Nov. 27, and posted 8 tackles at Baltimore on Dec. 4...Tallied 4 tackles at Tennessee on Dec. 11, and recorded 3 tackles, 1 sack for 4 yards, 1 PBU and 1 QB pressure vs. Arizona on Dec. 18...Led the team with a career-high 13 stops vs. Jacksonville on Dec. 24, and registered 12 tackles in the season finale at San Francisco on Jan. 1, 2006.

2004: Signed by Houston as an unrestricted free agent and started all 16 games at the right defensive end, the only defensive lineman to start every game...Totaled 100 tackles, 3 sacks and 6 PBU...Made Texans debut in the season opener vs. San Diego on Sept. 12, posted 4 tackles and 1 PBU...Collected 5 tackles at Detroit on Sept. 19, and finished with 6 stops and 2 PBU in a win at Kansas City on Sept. 26...Notched 5 tackles vs. Oakland on

FUN FACTS

- Has two older brothers who played professional sports – Fernando, who played nine seasons in the NFL, and Antonio, who played for the NBA's Toronto Raptors after leading Michigan State to the 1999 Final Four.
- Started The Robaire Smith Foundation in 2002, benefiting middle school sports programs in his hometown of Flint, Mich.



ROBAIRE SMITH CONTINUED...

Oct. 3...Collected 7 tackles and 1 sack vs. Minnesota on Oct. 10, dropping Vikings QB Daunte Culpepper for a two-yard loss...Had a strong performance against his former team in a win at Tennessee on Oct. 17, raking up a season-high 11 tackles and 1 PBU, as he deflected a pass by Titans QB Steve McNair and tipped it to CB Dunta Robinson, one of four Texans picks...Posted 4 tackles in a win vs. Jacksonville on Oct. 31, and made 3 stops at Denver on Nov. 7...Finished with 3 tackles at Indianapolis on Nov. 14, and recorded 8 stops vs. Green Bay on Nov. 21...Amassed 9 tackles in a win against Tennessee on Nov. 28, and collected 8 stops and 1 PBU at N.Y. Jets on Dec. 5...Posted 7 tackles vs. Indianapolis on Dec. 12, notched 4 tackles and a 10-yard sack in a win at Chicago on Dec. 19...Racked up 9 tackles and 1 sack in a 21-0 win at Jacksonville on Dec. 26...Had 7 tackles in the season finale vs. Cleveland on Jan. 2, 2005.

2003: Played in all 16 games for the Titans, including 15 starts at left defensive tackle...Also started both playoff contests...Posted 73 tackles, adding a career-best 4.5 sacks, 2 recovered fumbles, 1 forced fumble and 1 PBU...Helped the Titans lead the league in rush defense (80.9 ypg)...Collected 8 tackles at Indianapolis on Sept. 14, and had 4 tackles and 1 sack in a win vs. New Orleans on Sept. 21...Collected 6 stops in a victory at Pittsburgh on Sept. 28...Recorded 5 tackles and 0.5 sack at New England on Oct. 5...Posted 5 tackles in a win at Carolina on Oct. 19, and recovered a fumble that led to a field goal...Had 1 tackle and 1 recovered fumble at Jacksonville on Oct. 26, recovered a fumble by Jaguars' QB Byron Leftwich and rumbled 43 yards, setting up a TD run by Titans RB Eddie George...Registered 6 tackles, 1 sack and 1 forced fumble, which led to a TD two plays later vs. Miami on Nov. 9...Had 7 tackles and 1 sack vs. Indianapolis on Dec. 7...Did not start against Buffalo on Dec. 14, due to a rib injury, however, still recorded 5 tackles and 1 sack...Totaled 6 stops at Houston on Dec. 21...Collected 2 tackles and 1 PBU in the AFC Wild Card Playoff win at Baltimore on Jan. 3, 2004, and helped limit Ravens RB Jamal Lewis to just 35 yards on 14 carries...Recorded 3 tackles in the AFC Divisional Playoff loss at New England on Jan. 10, 2004.

2002: Played in all 16 games for the first time in his career, and started two contests...Led all Titans' defensive linemen with 73 tackles and also added 2.5 sacks and 1 PBU...Posted 5 tackles in the season-opening win vs. Philadelphia on Sept. 8...Made his first career NFL start and collected 5 tackles vs. Jacksonville on Oct. 13...Racked up 8 stops in a start at Cincinnati on Oct. 27...Had 5 tackles at Indianapolis on Nov. 3, and collected 6 tackles vs. Houston on Nov. 10...Recorded 5 stops in a win vs. Indianapolis on Dec. 8...Registered 3 stops and 1 PBU in the AFC Divisional Playoff win vs. Pittsburgh on Jan. 11, 2003...Had 1 tackle in an AFC Championship Game loss at Oakland on Jan. 19, 2003.

2001: Played in 10 games and registered 16 tackles and 2 sacks...Inactive for two games and missed the final four games after being placed on Injured Reserve with a right thumb injury...Inactive for the season opener vs. Miami on Sept. 9...Posted 3 tackles at Detroit on Oct. 21...Had 1 sack against Jacksonville on Nov. 4...Collected 3 stops and 1 sack at Cleveland on Dec. 2...Suffered thumb injury at Minnesota on Dec. 9.

2000: In his rookie season with Tennessee, played in eight games and recorded 6 tackles, 2.5 sacks, and 1 PBU...Did not play in two games and was inactive for six contests...Made NFL debut at Buffalo on Sept. 3...Posted 1 tackle in an overtime win vs. Kansas City on Sept. 10...Posted 4 tackles and 1.5 sacks vs. Jacksonville on Oct. 16...Had 1 tackle and 1 sack in a Monday Night win at Washington on Oct. 30...Inactive for the AFC Divisional Playoff game vs. Baltimore on Jan. 7, 2001.

COLLEGE: Lettered four years at Michigan State and finished with 191 career tackles, 22 sacks, 4 forced fumbles, 3 recovered fumbles and 3 interceptions...Sack total ranked fifth on Spartans' all-time list...First-team All-Big Ten selection as a senior and won MSU's President's Award, given to the team's outstanding senior lineman...Also earned second-team All-America honors from *The Sporting News*...Walter Camp All-America selection as a junior and second-team all-conference choice as a sophomore...Majored in Child Development.

PERSONAL: Born Robaire Fredrick Smith on Nov. 15, 1977, in Flint, Mich...Parade All-America selection as a senior at Flint (Mich.) High School...Earned first-team all-state honors with 92 tackles and 11 sacks...Also caught 17 passes for 297 yards and 6 TDs...Sister, Zaire, is a model who has traveled extensively abroad...Donated \$100,000 to help rebuild the Ed Woods Stadium in Flint in 2005...Also hosts an offseason football camp in Flint...Has a daughter, Jada Zaire and twin boys, Robaire and Romaine.

SMITH'S SINGLE-GAME CAREER HIGHS

TACKLES: 13, vs. Jacksonville 12/24/05

SACKS: 2 at Baltimore 11/18/07

FORCED FUMBLES: 1, 2 times: latest at Jacksonville 11/6/05

RECOVERED FUMBLE: 1, 2 times: latest at Jacksonville 10/26/03

SMITH'S CAREER DEFENSIVE STATISTICS

YEAR	TEAM	GP	GS	TACKLES					YDS	QB PRE	INTERCEPTIONS					FUMBLES			SPT TACKLE
				TOT	SOLO	ASST	TFL	SK			NO	YDS	LG	TD	PD	FF	FR	YDS	
2000	Tennessee	8	0	6	4	2	0	2.5	21.5	0	0	0	0	0	1	0	0	0	0
2001	Tennessee	10	0	16	8	8	1	2.0	9.0	7	0	0	0	0	0	0	0	0	0
2002	Tennessee	16	2	73	41	32	4	2.5	14.5	11	0	0	0	0	1	0	0	0	0
2003	Tennessee	16	15	73	36	37	3	4.5	18.0	11	0	0	0	0	1	1	2	43	0
2004	Houston	16	16	100	38	62	0	3.0	12.0	0	0	0	0	0	6	0	0	0	0
2005	Houston	16	16	102	60	42	0	2.0	7.5	0	0	0	0	0	3	1	1	3	0
2006	Tennessee	15	12	76	43	33	4	0.5	3.0	5	0	0	0	0	3	0	0	0	0
2007	Cleveland	16	16	64	39	22	3	4.0	34.0	7	0	0	0	0	1	0	0	0	0
NFL	TOTALS	113	77	510	269	238	15	21.0	119.5	41	0	0	0	0	16	2	3	46	0



ROBAIRE SMITH CONTINUED...

SMITH'S CAREER POSTSEASON DEFENSIVE STATISTICS

YEAR	TEAM	GP	GS	TACKLES					QB	INTERCEPTIONS					FUMBLES			SP T	
				TOT	SOLO	ASST	TFL	SK		YDS	PRE	NO	YDS	LG	TD	PD	FF		FR
2002	Tennessee	2	0	4	1	3	0	0.0	0.0	0	0	0	0	0	1	0	0	0	0
2003	Tennessee	2	2	9	3	6	0	0.0	0.0	0	0	0	0	0	3	0	0	0	0
NFL	TOTALS	4	2	13	4	9	0	0.0	0.0	0	0	0	0	0	4	0	0	0	0

SMITH'S 2007 GAME-BY-GAME DEFENSIVE STATISTICS

DATE	OPP	TACKLES			SACKS	INT'S	PBU	FUMBLES	TFL
		TOTAL	SOLO	ASST					
9/9	Pitt.	5	4	1	0/0	0/0	0	0/0	0
9/16	Cin.	1	0	0	1/7	0/0	0	0/0	1
9/23	@ Oak.	7	4	3	0/0	0/0	0	0/0	0
9/30	Balt.	3	1	2	0/0	0/0	1	0/0	0
10/7	@ NE	6	3	2	0/0	0/0	0	0/0	1
10/14	Mia.	2	2	0	0/0	0/0	0	0/0	0
10/28	@ St. L.	5	2	3	0/0	0/0	0	0/0	0
11/4	Sea.	3	1	1	0/0	0/0	0	0/0	1
11/11	@ Pitt.	3	2	1	1/5	0/0	0	0/0	0
11/18	@ Balt.	5	4	1	2/22	0/0	0	0/0	0
11/25	Hou.	4	3	1	0/0	0/0	0	0/0	0
12/2	@ Ari.	5	3	2	0/0	0/0	0	0/0	0
12/9	@ NYJ	7	4	3	0/0	0/0	0	0/0	0
12/16	Buff.	6	4	2	0/0	0/0	0	0/0	0
12/23	@ Cin.	1	1	0	0/0	0/0	0	0/0	0
12/30	S.F.	1	1	0	0/0	0/0	0	0/0	0
TOTALS	16 GM	64	39	22	4/34	0/0	1	0/0	3



DL SHAUN SMITH 91

HEIGHT: 6-2
 WEIGHT: 325
 COLLEGE: SOUTH CAROLINA
 BIRTHDATE: AUG. 19, 1981
 CAREER GAMES: 49 GAMES, 17 STARTS.
 POSTSEASON GAMES: 1 GAMES, 0 STARTS.

HOW ACQUIRED: RFA (CIN.) -- '07
 YEAR WITH BROWNS: 2ND
 YEAR IN NFL: 5TH
 CONTRACT: SIGNED THRU 2010
 GAMES PLAYED/STARTED: 2003 (0/0); 2004 (8/2); 2005 (13/5, 1/0);
 2006 (13/0); 2007 (15/10).

CAREER TRANSACTIONS: Signed by Dallas as an undrafted rookie free agent on May 1, 2003...Waived by Dallas on Aug. 31, 2003...Signed by Dallas to the practice squad on Sept. 1, 2003...Waived by Dallas on Aug. 31, 2004...Claimed by Arizona via waivers on Sept. 1, 2004...Waived by Arizona on Sept. 6, 2004...Signed by New Orleans to the practice squad on Sept. 7...Signed by New Orleans to the active roster on Sept. 18, 2004...Waived by New Orleans on Nov. 30, 2004...Claimed by Cincinnati via waivers on Dec. 1, 2004...Signed by Cleveland as an unrestricted free agent on March 16, 2007.

CAREER HIGHLIGHTS: Four-year veteran has played in 49 career games, including 17 starts with New Orleans, Cincinnati and Cleveland with 137 career tackles...Had a career-high 63 tackles and 2 sacks with Cleveland in 2007.

FUN FACTS

- Established the '91 Ways Foundation' which benefits at risk youth.
- This past year hosted his first annual celebrity bowling tournament at Corner Alley in Cleveland.

SEASONAL REVIEWS

2007: In his first season with the Browns, the versatile lineman played both end and tackle and appeared in 15 games, including 10 starts, and added a career-high 63 tackles, including 28 solo, 2 sacks for 20 yards, 4 QB pressures, 2 PBU and 1 forced fumble...Started seven games at left defensive end and three contests at nose tackle...Ranked second among defensive linemen with 63 tackles...Had a career-high 8 tackles in consecutive weeks vs. Buffalo on Dec. 16, and at Cincinnati on Dec. 23...**Game 1 vs. Pittsburgh 9/9:** Made his Browns debut by playing DE and NT in the defensive line rotation with 2 tackles, including 1 solo...**Game 2 vs. Cincinnati 9/16:** Played DE in the defensive line rotation with 1 solo tackle...**Game 3 at Oakland 9/23:** Played DE with 1 tackle...**Game 4 vs. Baltimore 9/30:** Played DE and added 5 tackles, including 3 solo...**Game 5 at New England 10/7:** Played DE with 1



SHAUN SMITH CONTINUED...

tackle...**Game 6 vs. Miami 10/14:** Started at LDE with 6 tackles, including 1 solo, and 1 PBU...**Game 7 at St. Louis 10/28:** Started at LDE with 5 tackles, including 3 solo, and 1 PBU...**Game 8 vs. Seattle 11/4:** Started at LDE and added 3 tackles, including 1 solo, and 2 QB pressures...**Game 9 at Pittsburgh 11/11:** Started at LDE with 5 tackles, including 1 solo, 1 sack for 13 yards, and 1 forced fumble...In the 3rd quarter, recorded his first career sack on Steelers QB Ben Roethlisberger for a 13-yard loss and forced a fumble, which resulted in a 2nd and 23 situation...**Game 10 at Baltimore 11/18:** Inactive (knee)...**Game 11 vs. Houston 11/25:** Started at NT for injured Ethan Kelley (knee) and added 2 tackles, and 1 sack for 7 yards...In the 3rd quarter, recorded a 7-yard sack of Texans QB Matt Schaub to force a 3rd and 11 situation...Part of a defensive effort that forced three turnovers, two sacks and limited Houston to only 77 net yards rushing...**Game 12 at Arizona 12/2:** Started at LDE and ranked second on the club with 5 tackles, including 3 solo...**Game 13 at N.Y. Jets 12/9:** Started at LDE with 6 tackles, including 1 solo...**Game 14 vs. Buffalo 12/16:** Started at LDE and tied for the team lead with a career-high 8 tackles, including 4 solo...Part of a defensive effort that gave the Browns their first shutout since 2005 (11/20/05 vs. Miami, 22-0 win) and held the Bills to 232 net yards of offense...**Game 15 at Cincinnati 12/23:** Started at LDE and ranked second on the club with 8 tackles, including 7 solo, and 1 QB pressure...His 8 tackles matched a career-high...**Game 16 vs. San Francisco 12/30:** Started at NT with 5 tackles, including 2 solo, and 1 QB pressure...Part of a defense that limited the 49ers to only 185 net yards of offense, added 5 sacks and allowed only 73 net yards passing.

2006: In his third season with Cincinnati, played in 13 games and had 14 tackles, including 7 solo, and 1 PBU... Had a season-high 4 tackles vs. New England on Oct. 1...Added 3 tackles vs. Atlanta on Oct. 29, and 2 tackles at Baltimore on Nov. 5...Recorded 2 tackles at New Orleans on Nov. 19, and added 1 PBU vs. Oakland on Dec. 10... Inactive for the final three regular season games.

2005: Played in 13 games, including five starts, with Cincinnati and added 38 tackles, including 21 solo...Added 2 tackles at Chicago on Sept. 25, and added 4 tackles vs. Houston on Oct. 2...Started at LDT with 5 tackles vs. Baltimore on Nov. 27, and at Pittsburgh on Dec. 4...Started vs. Cleveland on Dec. 11...Started and had a career-high 6 tackles vs. Buffalo on Dec. 24, and started at Kansas City on Jan. 1, with 5 tackles...Also played in the AFC Wild Card Game vs. Pittsburgh on Jan. 8, 2006, with 1 tackle.

2004: Played in five games, including one start, with New Orleans and added 16 tackles, including 7 solo tackles...Also played in three games, including one start, for Cincinnati with 6 tackles, including 2 solo...Began the year with Dallas and was waived at the end of training camp...Claimed by Arizona on Sept. 1 and then was waived by the Cardinals on Sept. 6...Signed by New Orleans to the practice squad on Sept. 7, and spent one week on the practice squad...Signed by New Orleans to the active roster on Sept. 18, and made his NFL debut vs. San Francisco on Sept. 19...Played in five games for New Orleans and totaled 16 tackles, including 7 solo...Made his first career start with 2 tackles at St. Louis on Sept. 26...Played at Arizona on Oct. 3...Inactive vs. Tampa Bay on Oct. 10, and vs. Minnesota on Oct. 17...Played at Oakland on Oct. 24, and at San Diego on Nov. 7...Inactive vs. Kansas City on Nov. 14, vs. Denver on Nov. 21, and at Atlanta on Nov. 28...Waived by New Orleans on Nov. 30...Claimed by Cincinnati via waivers on Dec. 1...Played in three games for the Bengals and added 6 tackles, including 2 solo...Inactive at Baltimore on Dec. 5, and at New England on Dec. 12...Played vs. Buffalo on Dec. 19, and vs. N.Y. Giants on Dec. 26...Started at RDT in the regular season finale for injured Langston Moore at Philadelphia on Jan. 2.

2003: Joined Dallas as an undrafted rookie free agent and spent the entire season on the Cowboys' practice squad.

COLLEGE: Played as a reserve defensive end for two years at South Carolina after transferring from Butler (Kan.) Community College...As a senior, played in every game with two starts, posting 38 tackles, 1 sack and 1 recovered fumble...As a junior, played in every game with 11 tackles...Before transferring to South Carolina, lettered twice as a defensive lineman at Butler Community College and recorded 128 tackles and a single-season record 20 sacks as a sophomore in 2000.

PERSONAL: Born Aug. 19, 1981, in Brooklyn, N.Y., then moved to Wichita Heights, Kan., for his final two years of high school...Attended Wichita Heights and Midwood High Schools...Married to wife, Lashonda, and the couple have three children — Kyrun, Markaylon and Autumn...Hobbies include movies, family vacations, bicycling and video games...African-American studies major at South Carolina...Active in community service, he speaks to school groups on off days, has participated in Cincinnati food drives, and has participated in Dallas area hospital visits, Salvation Army Thanksgiving dinners and recreational activities with wheelchair bowlers...Full name is Shaun Jamel Smith.

SMITH'S SINGLE-GAME CAREER HIGHS

TACKLES: 8 vs. Buffalo 12/16/07; at Cincinnati 12/23/07

PBU: 1, three times: latest at St. Louis 10/28/07

SACK: 1 at Pittsburgh 11/11/07; vs. Houston 11/25/07



SHAUN SMITH CONTINUED...

SMITH'S CAREER DEFENSIVE STATISTICS

YEAR	TEAM	GP	GS	TACKLES						QB	INTERCEPTIONS					FUMBLES			SP	T
				TOT	SOLO	ASST	TFL	SK	YDS		PRE	NO	YDS	LG	TD	PD	FF	FR		
2004	New Orleans	5	1	16	7	9	0	0.0	0.0	0	0	0	0	0	0	0	0	0	0	0
	Cincinnati	3	1	6	2	4	0	0.0	0.0	0	0	0	0	0	0	0	0	0	0	0
2005	Cincinnati	13	5	38	21	17	0	0.0	0.0	0	0	0	0	0	0	0	0	0	0	0
2006	Cincinnati	13	0	14	7	7	0	0.0	0.0	0	0	0	0	0	1	0	0	0	0	0
2007	Cleveland	15	10	63	28	35	0	2.0	20.0	4	0	0	0	0	2	1	0	0	0	0
NFL	TOTALS	49	17	137	65	72	0	2.0	20.0	4	0	0	0	0	3	1	0	0	0	0

SMITH'S CAREER POSTSEASON DEFENSIVE STATISTICS

YEAR	TEAM	GP	GS	TACKLES						QB	INTERCEPTIONS					FUMBLES			SP	T
				TOT	SOLO	ASST	TFL	SK	YDS		PRE	NO	YDS	LG	TD	PD	FF	FR		
2005	Cincinnati	1	0	1	0	1	0	0.0	0.0	0	0	0	0	0	0	0	0	0	0	0
NFL	TOTALS	1	0	1	0	1	0	0.0	0.0	0	0	0	0	0	0	0	0	0	0	0

SMITH'S 2007 GAME-BY-GAME DEFENSIVE STATISTICS

DATE	OPP	TACKLES			SACKS		INT'S		FUMBLES		TFL
		TOTAL	SOLO	ASST	NO/YDS	NO/YDS	PBU	REC/FOR			
9/9	Pitt.	2	1	1	0/0	0/0	0	0/0	0	0	
9/16	Cin.	1	1	0	0/0	0/0	0	0/0	0	0	
9/23	@ Oak.	1	0	1	0/0	0/0	0	0/0	0	0	
9/30	Balt.	5	3	2	0/0	0/0	0	0/0	0	0	
10/7	@ NE	1	0	1	0/0	0/0	0	0/0	0	0	
10/14	Mia.	6	1	5	0/0	0/0	1	0/0	0	0	
10/28	@ St. L.	5	3	2	0/0	0/0	1	0/0	0	0	
11/4	Sea.	3	1	2	0/0	0/0	0	0/0	0	0	
11/11	@ Pitt.	5	1	4	1/13	0/0	0	0/1	0	0	
11/18	@ Balt.	Inactive (knee)									
11/25	Hou.	2	0	2	1/7	0/0	0	0/0	0	0	
12/2	@ Ari.	5	3	2	0/0	0/0	0	0/0	0	0	
12/9	@ NYJ	6	1	5	0/0	0/0	0	0/0	0	0	
12/16	Buff.	8	4	4	0/0	0/0	0	0/0	0	0	
12/23	@ Cin.	8	7	1	0/0	0/0	0	0/0	0	0	
12/30	S.F.	5	2	3	0/0	0/0	0	0/0	0	0	
TOTALS	15 GM	63	28	35	2/20	0/0	2	0/1	0	0	



DB NICK SORENSEN 27

HEIGHT: 6-3
 WEIGHT: 210
 COLLEGE: VIRGINIA TECH
 BIRTHDATE: JULY 31, 1978

HOW ACQUIRED: FA - '07
 YEAR WITH BROWNS: 2ND
 YEAR IN NFL: 8TH
 CONTRACT: SIGNED THRU 2010

GAMES PLAYED/STARTED: 2001 (7/0, 3/0); 2002 (16/0); 2003 (14/0);
 2004 (16/0); 2005 (10/0); 2006 (12/0); 2007 (9/0).
 CAREER GAMES: 84 GAMES, 0 STARTS.
 POSTSEASON GAMES: 3 GAMES, 0 STARTS.

CAREER TRANSACTIONS: Originally signed by Miami as undrafted rookie free agent on April 27, 2001... Waived by Miami on Aug. 27, 2001...Signed by St. Louis to the practice squad on Oct. 16, 2001...Signed by St. Louis to the active roster on Nov. 17, 2001...Waived by St. Louis on Nov. 26, 2001...Signed by St. Louis as a free agent on Nov. 27, 2001...Waived by St. Louis on Sept. 1, 2003...Signed by Jacksonville as a free agent on Sept. 16, 2003...Waived by Jacksonville on Aug. 27, 2007...Signed by Cleveland as a free agent on October 24, 2007... Signed by Cleveland to a three-year contract on March 4, 2008.

SEASONAL REVIEWS

2007: Veteran safety joined the Browns on Oct. 24, and appeared in nine contests on special teams and ranked tied for fifth on the team with 14 special teams tackles...Made his Browns debut on special teams vs. Seattle on Nov. 4...Added 2 special teams tackles at Pittsburgh on Nov. 11, and led the team with 4 special teams stops at Baltimore on Nov. 18...Recorded 1 special teams tackle vs. Houston on Nov. 25, and added 2 special teams stops at Arizona on Dec. 2...Tallied 2 special

FUN FACTS

• This past spring participated in the NFL and NFL Players Association three-day business management and entrepreneurial program at the Wharton School at the University of Pennsylvania.



CLEVELAND BROWNS 2008 MEDIA GUIDE

NICK SORENSEN CONTINUED...

teams tackles at N.Y. Jets on Dec. 9...In the regular season finale vs. San Francisco on Dec. 30, added 3 special teams tackles.

2006: In his fourth season with Jacksonville, appeared in 12 regular season games and added 2 solo tackles and 11 special teams tackles...Missed four games after suffering a hamstring injury.

2005: Played in 10 games and added 1 solo tackle and added 11 special teams tackles...Named special teams captain by his teammates...Missed the final six regular season games with a broken right ankle and was placed on Injured Reserve on Nov. 22.

2004: In his second season with Jacksonville, appeared in all 16 games and added 12 special teams tackles... Named special teams captain by his teammates.

2003: Began the year with St. Louis and was waived at the end of training camp...Signed by Jacksonville on Sept. 16, and went on to play in 14 games and led the team with 19 special teams tackles.

2002: Played in all 16 regular season games for St. Louis and led the team with a career-high 24 special teams tackles...Also added 4 tackles, including 2 solo tackles on defense.

2001: Entered the league as an undrafted rookie free agent signed by Miami...Waived by the Dolphins at the end of training camp...Signed by St. Louis to the practice squad on Oct. 16...Spent three weeks on the practice squad before being signed to the Rams active roster on Nov. 17...Appeared in seven games for the Rams and totaled 4 special teams tackles...Also appeared in three postseason games, including Super Bowl XXXVI with the Rams.

COLLEGE: Four year letterman who started at safety and linebacker each of his final two seasons at Virginia Tech...Posted career totals of 117 tackles, 10 TFL, 4 sacks and 1 interception...Began his collegiate career as a quarterback and saw time at that spot as a reserve of the first two seasons...Graduated with a degree in marketing.

PERSONAL: Born July 31, 1978 in Winter Haven, Fla...Lives in Vienna, Va...Lettered three years as a quarterback, defensive back, punter, kicker and long snapper at George C. Marshall High School (Vienna, Va.)...Also played forward on the basketball team for three years and also played shortstop and outfield on the baseball team...Full name: Nicholas Sorensen.

SORENSEN'S SINGLE-GAME CAREER HIGHS

TACKLES: 4 vs. Seattle 10/20/02

FORCED FUMBLE: 1 vs. Pittsburgh 12/5/04

SORENSEN'S CAREER DEFENSIVE STATISTICS

YEAR	TEAM	GP	GS	TACKLES							QB		INTERCEPTIONS					FUMBLES			SP	T	
				TOT	SOLO	ASST	TFL	SK	YDS	PRE	NO	YDS	LG	TD	PD	FF	FR	YDS	TACKLE				
2001	St. Louis	7	0	0	0	0	0	0	0	0	0	0	0	0	0	0	0	0	0	0	0	0	4
2002	St. Louis	16	0	4	2	2	0	0	0	0	0	0	0	0	0	0	0	0	0	0	0	0	24
2003	Jacksonville	14	0	0	0	0	0	0	0	0	0	0	0	0	0	0	0	0	0	0	0	0	19
2004	Jacksonville	16	0	0	0	0	0	0	0	0	0	0	0	0	0	0	0	1	0	0	0	0	12
2005	Jacksonville	10	0	1	1	0	0	0	0	0	0	0	0	0	0	0	0	0	0	0	0	0	11
2006	Jacksonville	12	0	2	2	0	0	0	0	0	0	0	0	0	0	0	0	0	0	0	0	0	11
2007	Cleveland	9	0	0	0	0	0	0	0	0	0	0	0	0	0	0	0	0	0	0	0	0	14
NFL	TOTALS	84	0	7	5	2	0	0	0	0	0	0	0	0	0	0	0	1	0	0	0	0	95

SORENSEN'S CAREER POSTSEASON DEFENSIVE STATISTICS

YEAR	TEAM	GP	GS	TACKLES							QB		INTERCEPTIONS					FUMBLES			SP	T	
				TOT	SOLO	ASST	TFL	SK	YDS	PRE	NO	YDS	LG	TD	PD	FF	FR	YDS	TACKLE				
2001	St. Louis	3	0	0	0	0	0	0	0	0	0	0	0	0	0	0	0	0	0	0	0	0	2
2005	Jacksonville	0	0	0	0	0	0	0	0	0	0	0	0	0	0	0	0	0	0	0	0	0	0
NFL	TOTALS	3	0	0	0	0	0	0	0	0	0	0	0	0	0	0	0	0	0	0	0	0	2





OL ISAAC SOWELLS 61

HEIGHT: 6-3
WEIGHT: 320
COLLEGE: INDIANA
BIRTHDATE: MAY 4, 1982

GAMES PLAYED/STARTED: 2006 (1/0); 2007 (0/0).
CAREER GAMES: 1 GAME, 0 STARTS.
POSTSEASON GAMES: 0 GAMES, 0 STARTS.

HOW ACQUIRED: D(4B) - '06
YEAR WITH BROWNS: 3RD
YEAR IN NFL: 3RD
CONTRACT: SIGNED THRU 2009

CAREER TRANSACTIONS: Originally drafted by Cleveland in the fourth round, 112th overall, in the 2006 NFL Draft.

SEASONAL REVIEWS

2007: Continued to provide depth at the guard and tackle positions... Dressed but did not play at Pittsburgh on Nov. 11... Listed as inactive for the remaining 15 regular season contests.

2006: In his rookie season provided depth at both the guard and tackle positions... Inactive for the first 14 contests... Dressed but did not play vs. Tampa Bay on Dec. 24... Made his NFL debut in the regular season finale at Houston on Dec. 31, and rotated at right tackle with Nat Dorsey... Played in five offensive series and was part of an offensive line that helped the Browns rush for 127 yards on 28 carries (4.5 avg.).

COLLEGE: Three-year starter who played in 27 games at the demanding left offensive tackle position... In 2005, started each game at left tackle as the offense generated 3,859 yards, an average of 350.8 yards per game... Collected 73 key blocks including 7 TD-resulting blocks... In 2004, injuries plagued his season as he started in the first four games at left tackle... Suffered a wrist injury vs. Michigan State which sidelined him for the final seven contests... Also suffered a fracture in his right arm in practice and underwent surgery to have a rod and six screws inserted... In 2003, moved into the starting lineup at left offensive tackle... Helped the offense average 321.8 yards per game... Collected 63 knockdowns with 7 TD-resulting blocks, while participating in 967 plays, including 82 on special teams... In 2002, played in every game and was listed second on the depth chart at left offensive guard... In 2001, redshirted as a freshman, performing on the scout team as an offensive guard.

PERSONAL: Attended Doss (Louisville, Ky.) High School... Four-year starter at offensive tackle and defensive end... Also played basketball and competed in track and field... Participant at the Kentucky State Track and Field Meet in the shot put... General Studies major... Son of Dwaina Brooks and Alfred Sowell... Born on May 4, 1982, in Louisville, Ky... Has one son, Isaac, Jr. and a fiancée, Latrese.



WR DONTÉ STALLWORTH 18

HEIGHT: 6-0
WEIGHT: 200
COLLEGE: TENNESSEE
BIRTHDATE: NOV. 10, 1980

GAMES PLAYED/STARTED: 2002 (13/7); 2003 (11/3); 2004 (16/10); 2005 (16/13); 2006 (12/11, 2/2); 2007 (16/9, 3/0).
CAREER GAMES: 84 GAMES, 53 STARTS.
POSTSEASON GAMES: 5 GAMES, 2 STARTS.

HOW ACQUIRED: UFA (N.E.) - '08
YEAR WITH BROWNS: 1ST
YEAR IN NFL: 7TH
CONTRACT: SIGNED THRU 2014

CAREER TRANSACTIONS: Originally selected by New Orleans in the first round, 13th overall, in the 2002 NFL Draft... Acquired by Philadelphia via trade from New Orleans on Aug. 28, 2006 for LB Mark Simoneau and a conditional 4th round pick in the 2007 NFL Draft... Signed by New England as an unrestricted free agent on March 13, 2007... Signed by Cleveland as an unrestricted free agent on March 1, 2008.

CAREER HIGHLIGHTS: Six-year NFL veteran has played in 84 games, including 53 starts with New Orleans, Philadelphia and New England... Totaled 279 receptions for 4,213 yards (15.1 avg.) and 31 TDs... Had a career-high 70 receptions for 945 yards with New Orleans in 2005... Had a career-high 141 yards receiving vs. N.Y. Giants on Sept. 19, 2005... Had a career-high 10 receptions for 122 yards and 1 TD vs. Denver on Nov. 21, 2004... In 2002, Stallworth became the first NFL rookie in 20 years to catch a TD reception in his first four NFL contests.

SEASONAL REVIEWS

2007: Signed with New England as an unrestricted free agent and appeared in all 16 games, including nine starts, and added 46 receptions for 697 yards (15.2 avg.) and 3 TDs... **Game 1 at N.Y. Jets (9/9):** Stretched his lone reception from QB Tom Brady into a 19-yard gain in the first quarter... **Game 2 vs. San Diego (9/16):** Caught 2 passes for 19 yards in the Patriots' 38-14 win over the Chargers... Snagged an 11-yard pass from Tom Brady at the end



DONTÉ STALLWORTH CONTINUED...

of the first quarter to help set up a second-quarter Stephen Gostkowski field goal...**Game 3 vs. Buffalo (9/23):** Started in the Patriots' 38-7 victory over the Bills...Took his lone reception of the game from Tom Brady 28-yards down the sideline for a first down during the second quarter...

Game 4 at Cincinnati (10/1): Started and caught a season high 4 passes for 39 yards in the Patriots' 34-13 victory...Ran down the sideline for a 14-yard gain and a first down to set up a first-quarter drive that yielded a

Tom Brady TD pass to Mike Vrabel for a 10-0 Patriot lead...**Game 5 vs. Cleveland (10/7):** Started and nabbed his first TD reception in a Patriots uniform on a 34-yard pass from Tom Brady with 2:45 remaining in the first quarter that gave the team a 10-0 lead...Credited with his first carry in more than a season on a 12-yard end around in the second quarter...

Game 6 at Dallas (10/14): Hauled in the longest Patriots reception for a TD in nearly four years while breaking tackles on a 69-yard connection from Tom Brady for a 38-24 New England lead 2:29 into the fourth quarter...Made seven catches for 136 yards, the second highest yardage total of his career, while recording his first 100-yard game in a Patriots uniform...

Game 7 at Miami (10/21): Started and made 3 catches for 51 yards and 1 TD in the Patriots' 49-28 victory...Went over the middle to haul in a pass from Tom Brady and broke upfield through several Dolphins' defenders for a 30-yard TD reception 4:59 into the game on the Patriots' opening drive for a 7-0 New England lead...

Game 8 vs. Washington (10/28): Started and hauled in 4 passes for 44 yards...Turned upfield for a 22-yard gain on a short pass from Tom Brady for a first down on a third-quarter drive that resulted Brady's second rushing TD of the game and a 31-0 New England lead...Fought for a first down on a third-and-nine with a 15-yard reception to continue a fourth-quarter drive that yielded a Wes Welker TD...

Game 9 at Indianapolis (11/4): Saw significant time in a reserve role at wide receiver and made 2 catches for 42 yards in the Patriots' 24-20 comeback win over the Colts...Helped to set up the game-winning TD by hauling in a 33-yard pass from Tom Brady with 3:28 to go in the fourth quarter, giving the Patriots a first down at the Colts' 13-yard line...

Game 10 at Buffalo (11/18): Started and hauled in 5 passes for 56 yards...Helped to extend a Patriots' second-quarter drive that culminated in a Randy Moss TD reception with an 11-yard catch on third and two...**Game 11 vs. Philadelphia (11/25):** Started and hauled in 4 passes for 54 yards in the Patriots' 31-28 comeback win over the Eagles...Broke several tackles to march 31-yards downfield on a catch and run in the second quarter...

Game 12 at Baltimore (12/3): Played in a reserve role at wide receiver...Led the team in receiving yards with 68 on 3 catches in the Patriots' 27-24 win over the Ravens...Ripped off a 42-yard reception and helped the Patriots get on the scoreboard first with a Stephen Gostkowski field goal...

Game 13 vs. Pittsburgh (12/9): Saw action in a reserve role at wide receiver in the Patriots' 34-13 win over the Steelers...Made one catch for 9 yards...**Game 14 vs. N.Y. Jets (12/16):** Played in a reserve role at wide receiver in the Patriots' 20-10 win over the Jets...**Game 15 vs. Miami (12/23):** Started and caught 2 passes for 25 yards in the Patriots' 28-7 victory over the Dolphins...

Game 16 at N.Y. Giants (12/29): Played in reserve at wide receiver and hauled in 3 catches for 32 yards as the Patriots became the fourth NFL team to finish its regular-season undefeated with a 38-35 comeback victory over the Giants...**2007 Postseason: AFC Divisional Playoff Game vs. Jacksonville (1/12):** Played in reserve at wide receiver and made 3 catches for 68 yards in the Patriots' 31-20 win over the Jaguars...Hauled in a game-long 53-yard reception down the right hand sideline in the fourth quarter, setting up a Stephen Gostkowski field goal...

AFC Championship Game vs. San Diego (1/20): Grabbed 2 catches for 11 yards in the Patriots' 21-12 win...**Super Bowl XLII vs. N.Y. Giants (2/3):** Played wide receiver and added 3 receptions for 34 yards.

2006: Acquired by Philadelphia from New Orleans at the end of August...Appeared in 12 games, including 11 starts, and hauled in 38 receptions and finished second on the team with 725 yards and tied for second with 5 TDs...Ranked second in the NFL with a 19.1 yards per catch avg...In the opener vs. Houston on Sept. 10, made his Eagles debut and posted 6 receptions and matched a career-high 141 yards and 1 TD...Posted 5 receptions for 81 yards and 1 TD vs. N.Y. Giants on Sept. 17...Added 6 receptions for 139 yards and a career-long 84-yard TD vs. Washington on Nov. 12...Added 4 receptions for 111 yards and 1 TD vs. Carolina on Dec. 4...Grabbed a 3-yard TD toss vs. Washington on Dec. 10...Added 3 receptions for 41 yards, including a 28-yard TD pass, in the NFC Wild Card Game on Jan. 7...In the NFC Divisional Playoff Game at New Orleans on Jan. 13, recorded 3 receptions for 100 yards and 1 TD, including a 75-yard TD grab from Jeff Garcia, the longest pass play in Eagles playoff history.

2005: In his fourth season with New Orleans, appeared in all 16 games, including 13 starts, and led the team with a career-high 70 receptions and 945 yards and 7 TDs...Tied for eighth in the NFC with 7 TDs and 15th in the NFL...Finished tied for 20th in the NFC in third down receptions, hauling in 18 passes for 246 yards...Added 2 carries for 2 yards and 7 punt returns for 52 yards...Recorded eight games with five or more receptions...Posted 50 first downs, tied for 17th in the NFC...Led the club with eight receptions for 129 yards vs. Buffalo on Oct. 2, and set up a pair of field goals in the second quarter with receptions of 24 and 26 yards...Notched 6 receptions for 76 yards and a career-high 2 TDs vs. New England on Oct. 20...Recorded his third 100-yard receiving performance of the season with 5 catches for 102 yards, including a season-long 43-yard grab vs. Carolina on Dec. 18.

2004: Appeared in 16 games, including ten starts and recorded 58 receptions for 767 yards and 5 TDs...Ranked 18th in the NFC with 58 receptions and ranked second on the club with 14 receptions of 20 yards or more...Added 6 rushes for 37 yards, with a career-long 26 yard burst...Recorded five games with 5 or more receptions...Hauled in 16 passes for 222 yards and 2 TDs on third down...Posted 36 first downs for the year, 35 receiving and one rushing...Collected 9 receptions for 113 yards vs. San Francisco on Sept. 19...Set a career-high with 10 receptions for 122 yards and 1 TD vs. Denver on Nov. 21...Added a 7-yard TD reception with 38 seconds remaining to lead the Saints to a 21-17 win vs. Tampa Bay on Dec. 19.

FUN FACTS

- Six-year veteran has played in 84 games, including 53 starts, and has totaled 279 receptions for 4,213 yards and 31 TDs.



DONTÉ STALLWORTH CONTINUED...

2003: Appeared in 11 games, including three starts and added 25 catches for 485 yards and 3 TDs...Added 8 kickoff returns for 171 yards (21.4 avg.) and 5 punt returns for 44 yards (8.8 avg.)...Collected 12 catches of 15 yards or more and his 19.4 avg. led the club...Registered 8 catches for 101 yards, including a 30-yard catch vs. Seattle on Sept. 7...Caught a 42-yard pass that started a memorable, lateral-filled final touchdown play as time expired vs. Jacksonville on Dec. 21...Finished the season with 3 receptions for 114 yards, including a 76-yard TD vs. Dallas on Dec. 28.

2002: In his rookie season with New Orleans, appeared in 13 games, including seven starts and added 42 receptions for 594 yards (14.1 avg.) and 8 TDs...Tied for 14th in the NFC in scoring among non-kickers with 48 points...Tied for the fourth-highest reception total by a rookie in Saints history and his yardage total was third in the NFL among rookies and third all-time by a rookie in New Orleans...His 8 TDs led all NFL rookies and set a Saints rookie record for touchdown grabs...In his first NFL start vs. Tampa Bay on Sept. 8, had 4 receptions for 63 yards...Started vs. Detroit on Sept. 29, and caught a TD pass in his first four NFL games, becoming the first rookie in 20 years as in 1982 Washington wide receiver Charlie Brown set the league record with a TD reception in his first five contest...Recorded 3 catches for 57 yards and 1 TD vs. Baltimore on Dec. 8...Broke the Saints record for TD catches by a rookie...Hauled in 6 catches for season-high 111 yards and 1 TD vs. Cincinnati on Dec. 22, including a 57-yard TD.

COLLEGE: Became a full-time starter as a junior at Tennessee...Tallied 99 catches for 1,747 yards (17.6 avg.) and 13 TDs during his career with the Volunteers...Entered NFL Draft following junior season...His reception total ranked 14th and his 1,747 yards ranked ninth on school's all-time list upon his departure to the NFL...Played in nine games with seven starts as a junior, and finished second on team with 41 receptions for 821 yards (20.0 avg.) and 10 TDs...Named All-SEC second team...As a sophomore in 2000, finished second on squad with 35 receptions for 519 yards (14.8 avg.) and 2 TDs...Majored in psychology.

PERSONAL: Born Nov. 10, 1980, in Sacramento, Calif...Full name is Donte' Lamar Stallworth...Started two years as a wide receiver and cornerback at Grant (Sacramento, Calif.) High School...As a senior was All-State defensive back and USA Today honorable mention All-American...Voted California Player of the Year...As a senior, helped lead team to state semifinals with 56 receptions for 1,289 yards and 23 TDs...Also averaged 31 yard avg. on kickoff returns and 27 yard avg. on punt returns...On defense, registered 77 tackles and 4 interceptions...School compiled a 24-3 two-year record, reaching the state finals his senior year...Track participant in sprints and jumping events...Older brother, Larry, played wide receiver for the London Monarchs of NFL Europe and for the Arena Football League's San Jose Sabercats, and also went to training camp with the San Diego Chargers.

STALLWORTH'S CAREER OFFENSIVE STATISTICS

YEAR	TEAM	GP	GS	RECEIVING					RUSHING				
				ATT	YDS	AVG	LG	TD	NO	YDS	AVG	LG	TD
2002	New Orleans	13	7	42	594	14.1	57t	8	2	2	1.0	4	0
2003	New Orleans	11	3	25	485	19.4	76t	3	1	3	3.0	3	0
2004	New Orleans	16	10	58	797	13.2	45	5	6	37	6.2	26	0
2005	New Orleans	16	13	70	945	13.5	43	7	2	2	1.0	3	0
2006	Philadelphia	12	11	38	725	19.1	84t	5	0	0	0.0	0	0
2007	New England	16	9	46	697	15.2	69t	3	1	12	12.0	12	0
NFL	TOTALS	84	53	279	4,213	15.1	84t	31	12	56	4.7	26	0

**OL ERIC STEINBACH 65**

HEIGHT: 6-6
WEIGHT: 295
COLLEGE: IOWA
BIRTHDATE: APRIL 4, 1980

GAMES PLAYED/STARTED: 2003 (15/15); 2004 (16/15); 2005 (16/16); 2006 (16/16); 2007 (16/16).
CAREER GAMES: 79 GAMES, 78 STARTS.
POSTSEASON GAMES: 1 GAME, 1 START.

HOW ACQUIRED: UFA (CIN.) - '07
YEAR WITH BROWNS: 2ND
YEAR IN NFL: 6TH
CONTRACT: SIGNED THRU 2013

CAREER TRANSACTIONS: Originally drafted by Cincinnati in the second round, 33rd overall, in the 2003 NFL Draft...Signed by Cleveland as an unrestricted free agent on March 2, 2007.

CAREER HIGHLIGHTS: Helped pave the way for four consecutive 1,000-yard rushes with Jamal Lewis (2007) and Rudi Johnson (2004-06)...Started in 78 of 79 games during his five-years NFL career in Cincinnati and Cleveland.

FUN FACTS

- Signed a seven-year contract with the Browns as an unrestricted free agent on March 2, 2007.
- Led Providence Catholic High School (New Lenox, Ill.) to 50 straight wins and three state titles as a tight end and defensive end.

SEASONAL REVIEWS

2007: In his first season with the Browns, started all 16 games at left guard and was part of an offensive line that allowed only 19 sacks all season, which tied for third fewest in the NFL and also ranked as tied for third fewest



ERIC STEINBACH CONTINUED...

in franchise history...Was named as a first alternate for the Pro Bowl...Part of an offensive unit ranked eighth in the NFL with 25.1 points per game, while the 402 points scored and 5,621 net yards of offense both ranked third best in franchise history...Helped the offense improve in every category as the offense improved to eighth overall (351.3 ypg), including 10th rushing (118.4 ypg) and 12th passing (232.9 ypg), compared to 2006 offensive rankings with 31st overall, including 31st rushing and 23rd passing...**Game 1 vs. Pittsburgh 9/9:** Made his Browns debut by starting at LG...**Game 2 vs. Cincinnati 9/16:** Started at LG and was part of an offensive line that did not allow a sack of QB Derek Anderson and provided time for him to throw for 326 yards and 5 TDs, and RB Jamal Lewis to rush for 216 yards and 1 TD...Part of an offense that established 554 net yards (3rd highest in club history) of offense and scored 51 points (T-4th in franchise history) and 226 net yards rushing...**Game 3 at Oakland 9/23:** Started at LG...**Game 4 vs. Baltimore 9/30:** Started at LG and was part of an offensive line that did not allow a sack and allowed QB Derek Anderson to throw for 204 yards and 2 TDs...Left the game late in the 2nd quarter (stinger) for three plays and returned for the start of the 3rd quarter...**Game 5 at New England 10/7:** Started at LG...**Game 6 vs. Miami 10/14:** Started at LG and was part of an offensive line that helped the offense to 41 points, 384 net yards of offense and allowed QB Derek Anderson time to throw for 245 yards and 3 TDs...**Game 7 at St. Louis 10/28:** Started at LG and was part of an offensive line that helped the offense to 368 net yards and provided QB Derek Anderson time to throw for 248 yards and 3 TDs...**Game 8 vs. Seattle 11/4:** Started at LG and was part of an offensive line that helped the offense to 428 net yards of offense and allowed QB Derek Anderson to throw for a career-high 364 yards passing and RB Jamal Lewis to rush for a career-high 4 rushing TDs in a 33-30 overtime win...**Game 9 at Pittsburgh 11/11:** Started at LG and was part of an offensive line that held the Steelers defense without a sack and provided QB Derek Anderson time to throw for 3 TDs...**Game 10 at Baltimore 11/18:** Started at LG and was part of an offensive line that helped the offense to 380 net yards of offense in a 33-30 (OT) road win...**Game 11 vs. Houston 11/25:** Started at LG and was part of an offensive line that helped RB Jamal Lewis rush for 134 yards and 1 TD and gave QB Derek Anderson time to throw for 253 yards and 2 TDs as the offense rolled to 397 net yards of offense...**Game 12 at Arizona 12/2:** Started at LG and was part of an offensive line that allowed QB Derek Anderson to throw for 304 yards and 2 TDs...**Game 13 at N.Y. Jets 12/9:** Started at LG and was part of an offensive line that did not allow a sack of QB Derek Anderson and allowed him time to throw for 185 yards and 2 TDs, and also paved the way for RB Jamal Lewis to rush for 118 yards and 1 TD in a 24-18 road win...**Game 14 vs. Buffalo 12/16:** Started at LG and was part of an offensive line that paved the way for RB Jamal Lewis to rush for 163 yards and the offense generated 304 net yards of offense in blizzard-like conditions...**Game 15 at Cincinnati 12/23:** Started at LG and was part of an offense that totaled 380 net yards of offense, including 136 net yards rushing...**Game 16 vs. San Francisco 12/30:** Started at LG and was part of an offensive line that paved the way for RB Jamal Lewis to rush for 128 yards and the offense overall to generate 358 total net yards of offense.

2006: Versatile four-year lineman who earned second alternate Pro Bowl status, started all 16 regular season games...Started 14 contests at left guard, and started at left tackle vs. Cleveland on Sept. 17, for the injured Levi Jones, and started at center at Tampa Bay on Oct. 15, for injured Rich Braham...Helped block for RB Rudi Johnson to rush for 1,309 yards and 12 TDs and QB Carson Palmer throw for 4,035 yards and 28 TDs...Paved the way for RB Rudi Johnson to rush for 96 yards at Kansas City on Sept. 10...Helped the offense produce 481 net yards vs. Cleveland on Sept. 17, including Johnson's 145 yards rushing...Helped Cincinnati earn a road win against the defending Super Bowl champions at Pittsburgh on Sept. 24...Aided an offensive line effort that produced 101 rushing yards for Johnson vs. Carolina on Oct. 22...Helped the offense produce a season-high 545 yards and a career-high 440 yards passing from Carson Palmer vs. San Diego on Nov. 12...Part of an offensive line effort which produced 385 yards, including 111 rushing yards from Johnson, while only allowing 1 sack at New Orleans on Nov. 19...Aided an output of 388 net yards and threw key block on a Johnson 1-yard TD run on fourth-and-goal for game's first score at Cleveland on Nov. 26...Was part of offensive line effort which did not allow a sack and blocked for 117 rushing yards from Johnson vs. Oakland on Dec. 10...Supported 129-yard rushing game by Johnson at Denver on Dec. 24.

2005: In his third season with Cincinnati, started all 16 games, including one postseason contest...Started the first 15 games at left guard, and started the regular season finale at left tackle for an injured Levi Jones...Also saw his first action at center vs. Houston on Oct. 2, filling in for injured center Rich Braham...Helped the offense set a franchise mark for the least number of sacks allowed in a season with 21 sacks allowed (24 sacks allowed, 1972 and 1973)...In the regular season opener, helped pave the way for 420 yards net offense, including 126 rushing yards by RB Rudi Johnson at Cleveland on Sept. 11...Helped the offense produce 504 yards vs. Minnesota on Sept. 18, including no sacks of QB Carson Palmer...Started at left guard vs. Houston on Oct. 2, but moved to center in the 2nd quarter after Rich Braham and Larry Moore went out of the game with knee injuries and contributed to a net offense of 371 yards...Had a key block helping free Tab Perry on an eight-yard TD run with a shovel pass vs. Baltimore on Nov. 6, and saw brief action at left tackle during a 4th quarter TD drive when Levi Jones was temporarily sidelined with an injury...Helped key a line performance vs. Indianapolis on Nov. 20, as the offense totaled 492 yards with Palmer sacked only once by league's leading pass rush...Supported a 324-yard offensive effort in a Bengals' win at Pittsburgh on Dec. 4, with Palmer sacked just once...Supported a season-high 185 team rushing yards vs. Cleveland on Dec. 11, including a season-high and individual total of 169 yards by Johnson...Paved the way for the offense's 426 net yards in division-clinching win at Detroit on Dec. 18, including Johnson's second straight 100-yard rushing performance and Palmer's three TD passes...Supported the offense's 327-yard output in the AFC Wild Card playoff game vs. Pittsburgh on Jan. 8, 2006, with a 56 percent third-down efficiency (9-of-16).



ERIC STEINBACH CONTINUED...

2004: Second-year versatile lineman played in all 16 regular season games, including 15 starts...Started 15 games at left guard and helped paved the way for Rudi Johnson's club record of 1,454 rushing yards...Helped the line fuel three consecutive games of 450-plus offensive yards vs. Cleveland on Nov. 28, at Baltimore on Dec. 5, and at New England on Dec. 12, the first such streak in team history...Did not start the season opener at N.Y. Jets on Sept. 12, due to preseason elbow injury, however, played in the opener after center Rich Braham left with an injury and helped protect QB Carson Palmer to post a 105.2 passer rating...Had a key block on Johnson's 36-yard TD run in 2nd quarter of Monday night win vs. Denver on Oct. 25, and helped Johnson total 119 yards on 24 carries for the game...Supported Johnson's 202-yard rushing day vs. Cleveland on Nov. 28.

2003: In his rookie season, started 15 games at left guard...Contributed to a line performance of no sacks allowed at Cleveland on Sept. 28, as QB Jon Kitna posted a 125.1 passer rating...Had a key block on a 16-yard TD run by RB Rudi Johnson at Buffalo on Oct. 5...Aided a 412-yard output, including 194 yards rushing in victory vs. Seattle on Oct. 26...Had a key block on a Johnson 2-yard TD run in 1st quarter at Arizona on Nov. 2...In a victory vs. Houston on Nov. 9, had a key block on 17-yard Rudi Johnson TD run, and pulled to make another key block on a one-yard Johnson TD run which gave the Bengals' a 31-27 lead in 4th quarter, as the offense produce 422 total yards and a season-high 240 yards rushing with no sacks allowed...Supported the offense as it produced a second-straight 422-yard performance vs. Kansas City on Nov. 16, including 200 yards rushing...Supported a season-high 444-yard total offense effort at San Diego on Nov. 23, including a third straight game of 200 or more rushing yards (210)...Supported a 393-yard net offensive effort vs. San Francisco on Dec. 14, including 174 rushing yards by Johnson and 225 by the team, which was the team's fourth 200-yard game in the last six contests.

COLLEGE: Rated as the top guard available in the 2003 Draft after an Iowa career culminated by All-America honors from *Pro Football Weekly* and the Walter Camp Foundation...His senior season also included Big Ten Offensive Lineman of the Year honors from league coaches...Came to Iowa as a tight end, but was moved to guard as a freshman in 1999, following 1998 redshirt year...Helped lead Iowa to 11-2 record and an Orange Bowl berth...Credited with eight TD-producing blocks as a senior, and anchored line that allowed only 11 sacks in 12 regular season games...All-Big Ten as a junior in 2001.

PERSONAL: Hometown is Lockport, Ill....Played tight end and defensive end at Providence Catholic High School in New Lenox, Ill....Had school-record 26 sacks as a senior defensive end in high school, and also had 22 catches for 6 TDs as a tight end...Four-sport letterman in high school, including baseball, basketball and track...Education major at Iowa.



WR SYNDRIC STEPTOE 12

HEIGHT: 5-9

WEIGHT: 200

COLLEGE: ARIZONA

BIRTHDATE: DEC. 6, 1984

HOW ACQUIRED: D(7B) - '07

YEAR WITH BROWNS: 2NDYEAR IN NFL: 1ST

CONTRACT: SIGNED THRU 2008

GAMES PLAYED/STARTED: 2007 (0/0).

CAREER GAMES: 0 GAMES, 0 STARTS.

POSTSEASON GAMES: 0 GAMES, 0 STARTS.

CAREER TRANSACTIONS: Originally drafted by Cleveland in the seventh round, 234th overall, of the 2007 NFL Draft...Waived by Cleveland on Sept. 1, 2007...Signed by Cleveland to the practice squad on Sept. 2, 2007...Signed by Cleveland as a reserve/future free agent on Jan. 9, 2008.

SEASONAL REVIEWS

2007: In his rookie season with the Browns, spent the entire season on the practice squad.

COLLEGE: An explosive all-purpose threat during his career at Arizona...Earned honorable mention All PAC-10 honors for the second consecutive year in 2005...As a senior in 2006, played in 12 games, grabbed 55 receptions for 568 yards (10.3 avg.) and 2 TDs...Also returned 20 punts for 261 yards (13.1 avg.) and 1 TD...Led Wildcats with 1,272 all-purpose yards and also logged 409 kickoff return yards...As a junior in 2005, started eight games with 37 receptions for 493 yards and 1 TD...Was No. 24 nationally with an 11.1-yard punt return average, and No. 27 nationally with a kickoff return average of 25.5 yards...As a sophomore in 2004, started 10 games with 30 catches for 446 yards and 3 TDs...Earned All Pac-10 honorable mention honors...Ranked fourth in the Pac-10 in kickoff returns with 384 yards on 17 returns (22.6 avg.)...As a freshman in 2003, played in 12 games and finished with 9 receptions for 77 yards...Returned 15 punts for 69 yards (4.6 avg.)...Returned a school-record 28 kickoffs for 480 yards (17.1 avg.).

PERSONAL: Born on Dec. 6, 1984, in Bryan, Texas...Prepped at Bryan High School...Finished with *SuperPrep* All-America honors as a wide receiver...Earned *Rivals.com* Athletes 2003 national list at No. 48...Ranked in the *Dallas Morning News* Top 100 along with the *Houston Chronicle's* state 100 honors...Played mostly quarterback during his senior season and earned first team All-District 13-5A honors as a utility back...Had 32 catches for 607 yards and 5 TDs as a junior receiver...5A All-District 13 honors and a Texas Football second-unit Super Team pick



SYNDRIC STEPTOE CONTINUED...

his junior year...Attended U.S. Army All-American Camp that summer, and also recorded a 37-inch vertical leap in Texas Nike Camp...Top five finishes in 2002 District track championships in long jump and 4x100 relay...Point guard in hoops and a three-year letterman...Football team captain final two years...All-district and all-state academic honors as a senior...Family studies and human development major...Son of James and Annette Steptoe... Full name is Syndric Marquis Steptoe.



OT JOE THOMAS 73

HEIGHT: 6-6

WEIGHT: 305

COLLEGE: WISCONSIN

BIRTHDATE: DEC. 4, 1984

GAMES PLAYED/STARTED: 2007 (16/16).

CAREER GAMES: 16 GAMES, 16 STARTS.

POSTSEASON GAMES: 0 GAMES, 0 STARTS.

HOW ACQUIRED: D(1A) - '07

YEAR WITH BROWNS: 2NDYEAR IN NFL: 2ND

CONTRACT: SIGNED THRU 2011

CAREER TRANSACTIONS: Originally drafted by Cleveland in the first round, third overall, of the 2007 NFL Draft.

CAREER HIGHLIGHTS: Named to the AFC Pro Bowl following his rookie season in 2007, replacing Jason Peters (Buffalo)...Only the fourth NFL rookie offensive lineman to reach the Pro Bowl joining, Marcus McNeill (San Diego, 2007), Richmond Webb (Miami, 1991) and Chris Hinton (Baltimore, 1984)...Became the first Browns rookie selected to the Pro Bowl since linebacker Chip Banks (1982 season) and the first offensive lineman since right tackle Cody Risien (1987 season).

FUN FACTS

- Hosts an outdoor sportsman show on *Sports Time Ohio, Outdoors Ohio with D'Arcy Egan and Joe Thomas.*
- In 2007, named to the Pro Bowl and is only the fourth NFL rookie offensive lineman to be named to a Pro Bowl.

SEASONAL REVIEWS

2007: In his rookie season with the Browns, named to the AFC Pro Bowl and started all 16 games at left tackle and was part of an offensive line that allowed only 19 sacks all season, which tied for third fewest in the NFL and also ranked as tied for third fewest in franchise history...Was one of only two players to take part in every offensive snap (also C Hank Fraley) all season...Part of an offensive unit ranked eighth in the NFL with 25.1 points per game, while the 402 points scored and 5,621 net yards of offense both ranked third best in franchise history...Helped the offense improve in every category as the offense improved to eighth overall (351.3 ypg), including 10th rushing (118.4 ypg) and 12th passing (232.9 ypg), compared to 2006 offensive rankings with 31st overall, including 31st rushing and 23rd passing...**Game 1 vs. Pittsburgh 9/9:** Made his Browns debut by starting at LT...**Game 2 vs. Cincinnati 9/16:** Started at LT and was part of an offensive line that did not allow a sack of QB Derek Anderson and provided time for him to throw for 326 yards and 5 TDs, and RB Jamal Lewis to rush for 216 yards and 1 TD...Part of an offense that established 554 net yards (3rd highest in club history) of offense and scored 51 points (T-4th in franchise history) and 226 net yards rushing...**Game 3 at Oakland 9/23:** Started at LT...**Game 4 vs. Baltimore 9/30:** Started at LT and was part of an offensive line that did not allow a sack and allowed QB Derek Anderson to throw for 204 yards and 2 TDs...**Game 5 at New England 10/7:** Started at LT...**Game 6 vs. Miami 10/14:** Started at LT and was part of an offensive line that helped the offense to 41 points, 384 net yards of offense and allowed QB Derek Anderson time to throw for 245 yards and 3 TDs...**Game 7 at St. Louis 10/28:** Started at LT and was part of an offensive line that helped the offense to 368 net yards and provided QB Derek Anderson time to throw for 248 yards and 3 TDs...**Game 8 vs. Seattle 11/4:** Started at LT and was part of an offensive line that helped the offense to 428 net yards of offense and allowed QB Derek Anderson to throw for a career-high 364 yards passing and RB Jamal Lewis to rush for a career-high 4 rushing TDs in a 33-30 overtime win...**Game 9 at Pittsburgh 11/11:** Started at LT and was part of an offensive line that held the Steelers defense without a sack and provided QB Derek Anderson time to throw for 3 TDs...**Game 10 at Baltimore 11/18:** Started at LT and was part of an offensive line that helped the offense to 380 net yards of offense in a 33-30 (OT) road win...**Game 11 vs. Houston 11/25:** Started at LT and was part of an offensive line that helped RB Jamal Lewis rush for 134 yards and 1 TD and gave QB Derek Anderson time to throw for 253 yards and 2 TDs as the offense rolled to 397 net yards of offense...Named *NFL Offensive Rookie of the Month*...**Game 12 at Arizona 12/2:** Started at LT and was part of an offensive line that allowed QB Derek Anderson to throw for 304 yards and 2 TDs...**Game 13 at N.Y. Jets 12/9:** Started at LT and was part of an offensive line that did not allow a sack of QB Derek Anderson and allowed him time to throw for 185 yards and 2 TDs, and also paved the way for RB Jamal Lewis to rush for 118 yards and 1 TD in a 24-18 road win...**Game 14 vs. Buffalo 12/16:** Started at LT and was part of an offensive line that paved the way for RB Jamal Lewis to rush for 163 yards and the offense generated 304 net yards of offense in blizzard-like conditions...**Game 15 at Cincinnati 12/23:** Started at LT and was part of an offense that totaled 380 net yards of offense, including 136 net yards rushing...**Game 16 vs. San Francisco 12/30:** Started at LT and was



JOE THOMAS CONTINUED...

part of an offensive line that paved the way for RB Jamal Lewis to rush for 128 yards and the offense overall to generate 358 total net yards of offense.

COLLEGE: In 47 games at Wisconsin, started 37 contests at left offensive tackle and one at left defensive end... Registered 311 knockdown blocks, with 193 coming in run support... Credited with 69 TD-resulting blocks and made 56 blocks down field... Was only penalized three times on 2,571 offensive plays and has amassed an 87.39% grade for blocking consistency... Also recorded 12 tackles and a stop for a 2-yard loss and 2 QB pressures on defense... Only the fifth player in school history to be a semifinalist for the Lombardi Award (2005-06) and only the second to receive that recognition twice in a career, given to the nation's outstanding college lineman... In 2006, became the first Wisconsin player to win the Outland Trophy, nation's top lineman, and the first offensive lineman since Chris McIntosh in 1999 to earn Associated Press All-American first-team honors... In track, holds the school indoor record in the shot put with a 62'01½" toss in 2005... His career-best outdoor shot put throw of 62'05½" ranks fourth in the school's record books... Also excelled in the classroom, twice earning ESPN Academic All-District V and Academic All-Big Ten Conference honors... As a senior in 2006, unanimous All-American first-team selection, receiving honors from The NFL Draft Report, *The Sporting News*, Associated Press, ESPN, the Football Writers Association, Walter Camp Foundation, American Football Coaches Association and *Sports Illustrated*... Team captain was also the recipient of the National Scholar-Athlete Postgraduate Scholarship (\$18,000) from the National Football Foundation and Hall of Fame... Added ESPN Academic All-American second-team, Academic All-District first-team from CoSIDA and Academic All-Big Ten Conference first-team honors... Also a finalist for the Draddy Trophy, the National Football Foundation's academic award, college football's top scholar athlete... Became the school's first player to win the Outland Trophy... Finalist for the Wuerrfel Trophy, community service, academic and athletic achievement, and a semifinalist for the Lombardi Award... Team captain was also the Badgers' Most Valuable Player... Led NCAA Division 1-A blockers with a 92.0% grade for blocking consistency, producing 127 knockdowns/key blocks with 27 TD-resulting blocks and 21 blocks downfield... As a junior in 2005, earned first-team All-American honors from The NFL Draft Report and *Pro Football Weekly*, adding second-team accolades from the Walter Camp Foundation and *Sports Illustrated*... The Lombardi Award semifinalist was a consensus first-team All-Big Ten Conference choice... Added Academic All-Big Ten and ESPN Academic All-District V accolades... Started every game at left tackle and in 909 plays, graded higher for blocking consistency (87.1%) than any Division 1-A offensive tackle... Registered 110 knockdowns and had key blocks on 29 of the team's 53 TD drives... Also recorded three solo tackles, but suffered a knee injury while playing on the defensive line vs. Auburn in the Capital One Bowl... His stellar blocking resulted in the team averaging 396.5 yards per game in total offense... As a sophomore in 2004, started 12 games and earned All-Big Ten honorable mention and was an Academic All-Big Ten and ESPN Academic All-District V selection after taking over left offensive tackle duties... Helped the team average 160.9 yards per game rushing and 328.1 yards in total offense... Ranked second on the team with 74 knockdowns, with 48 coming on rushing plays... Credited with 13 TD-resulting blocks and made 16 blocks downfield... As a freshman in 2003, appeared in 10 games as a true freshman at tight end in short yardage situations... Shifted to left defensive end, starting vs. Auburn in the Music City Bowl when injuries depleted the Badgers defensive line, forcing the coaching staff to move their talented freshman to the other side of the ball... Also appeared on the offensive line, becoming the first true freshman in the Barry Alvarez era to accomplish that feat.

TRACK: A standout performer on Wisconsin's track & field squad (2004-05) as a weight man... Holds the school indoor record in the shot put with a 62'01½" toss in 2005... His career-best outdoor shot put throw of 62'05½" ranks fourth on the school's record books... His career-best outdoor discus toss of 178'0" ranks sixth in school history.

PERSONAL: Born on Dec. 4, 1984, in Brookfield, Wisc... Son of Sally and Eric Thomas... Business major, with an emphasis in real estate and urban land economics... In July of 2007, married Annie Nelson, a former Wisconsin basketball player... Earned Academic All-Big Ten Conference and ESPN Academic All-District V honors (2004-05)... Attended Brookfield (Wisc.) Central High School, playing football... Prep Star first-team and *USA Today* second-team All-American offensive lineman... Rated the fourth-best offensive tackle in the nation according to Tom Lemming's Prep Football Report and ranked among top 20 offensive tackles nationally, top 25 players in the Midwest and was rated the third-best player in Wisconsin according to Rivals.com... Added *Detroit Free Press* All-Midwest, *Milwaukee Journal Sentinel* first-team All-State honors as a defensive lineman and second-team All-State accolades as an offensive tackle as a senior... First-team All-State defensive pick by the Wisconsin Football Coaches Association and Associated Press... Chosen 2002 WFCB Defensive Player of the Year, recorded 85 tackles and 12 sacks as a senior, and added 70 tackles and 8 sacks his junior campaign... Three-time All-Conference selection in football, lettering four times... Also lettered four times in both track and basketball... Captained the football and basketball teams his senior year and was a four-time Honor Roll student, in addition to garnering U.S. Army Academic All-American honors... In track, Thomas finished fifth in the national finals in the shot put as a junior and was second in the shot put and tenth in the discus at the 2003 Adidas Outdoor Championships... Earned All-Conference, All-Area and All-State recognition in both the shot put and discus... Won the 2003 Wisconsin state title in the shot put and discus and was the conference, regional and sectional champion in the shot put and discus during his final season... Finished fifth in the shot put at the 2002 Adidas Outdoor Championships... Placed third in the shot put and fourth in the discus at the state meet as a junior... Was the sectional and conference champion in the shot put and discus that year.





OL RYAN TUCKER 72

HEIGHT: 6-6
WEIGHT: 315
COLLEGE: TEXAS CHRISTIAN
BIRTHDATE: JUNE 12, 1975

GAMES PLAYED/STARTED: 1997 (7/0); 1998 (4/0); 1999 (16/0, 3/0);
2000 (16/16, 1/1); 2001 (16/15, 3/0); 2002 (14/14, 1/1); 2003 (16/16);
2004 (7/7); 2005 (16/16); 2006 (9/9); 2007 (12/8).
CAREER GAMES: 133 GAMES, 101 STARTS.
POSTSEASON GAMES: 8 GAMES, 2 STARTS.

HOW ACQUIRED: UFA (STL.) - '02
YEAR WITH BROWNS: 7TH
YEAR IN NFL: 12TH
CONTRACT: SIGNED THRU 2009

CAREER TRANSACTIONS: Originally selected by St. Louis in the fourth round, 121st overall, of the 1997 NFL Draft...Signed by Cleveland as an unrestricted free agent on March 7, 2002.

CAREER HIGHLIGHTS: Helped the Rams offense become the first unit in NFL history to record 500 points in three consecutive seasons (1999-2001)...Paved the way for RB Marshall Faulk (2000) and QB Kurt Warner (1999, 2001) to three NFL MVP awards.

SEASONAL REVIEWS

2007: Began the season as the starting right tackle, however was suspended by the Commissioner for the first four regular season games...Following the suspension, was slowly worked into the offensive line by rotating several series with starter Kevin Shaffer at right tackle in four contests...Replaced starting right guard Seth McKinney (left shoulder) for the final eight regular season contests...Was part of an offensive line that allowed only 19 sacks all season, which tied for third fewest in the NFL and also ranked as tied for third fewest in franchise history...Part of an offensive unit ranked eighth in the NFL with 25.1 points per game, while the 402 points scored and 5,621 net yards of offense both ranked third best in franchise history...Helped the offense improve in every category as the offense improved to eighth overall (351.3 ypg), including 10th rushing (118.4 ypg) and 12th passing (232.9 ypg), compared to 2006 offensive rankings with 31st overall, including 31st rushing and 23rd passing...Placed on Suspended by Commissioner list on Sept. 1, 2007...**Game 1 vs. Pittsburgh 9/9:** Suspended...**Game 2 vs. Cincinnati 9/16:** Suspended...**Game 3 at Oakland 9/23:** Suspended...**Game 4 vs. Baltimore 9/30:** Suspended...Able to rejoin the Browns on Oct. 1, and listed as exempt-commissioner permission...Activated to 53-man roster on Oct. 6, 2007...**Game 5 at New England 10/7:** Played on special teams...Played two series at right tackle in the first half...**Game 6 vs. Miami 10/14:** Played on special teams...Played several series at right tackle in the first half and second half...**Game 7 at St. Louis 10/28:** Played several series at right tackle...**Game 8 vs. Seattle 11/4:** Played RT in a rotation with Kevin Shaffer...Was part of an offensive line that helped the offense to 428 net yards of offense and allowed QB Derek Anderson to throw for a career-high 364 yards passing and RB Jamal Lewis to rush for a career-high 4 rushing TDs in a 33-30 overtime win...**Game 9 at Pittsburgh 11/11:** Started at right guard for injured Seth McKinney (left shoulder)...Was part of an offensive line that held the Steelers defense without a sack and provided QB Derek Anderson time to throw for 3 TDs...**Game 10 at Baltimore 11/18:** Started at RG and was part of an offensive line that helped the offense to 380 net yards of offense in a 33-30 (OT) road win...**Game 11 vs. Houston 11/25:** Started at RG and was part of an offensive line that helped RB Jamal Lewis rush for 134 yards and 1 TD and gave QB Derek Anderson time to throw for 253 yards and 2 TDs as the offense rolled to 397 net yards of offense...**Game 12 at Arizona 12/2:** Started at RG and was part of an offensive line that allowed QB Derek Anderson to throw for 304 yards and 2 TDs...**Game 13 at N.Y. Jets 12/9:** Started at RG and was part of an offensive line that did not allow a sack of QB Derek Anderson and allowed him time to throw for 185 yards and 2 TDs, and also paved the way for RB Jamal Lewis to rush for 118 yards and 1 TD in a 24-18 road win...**Game 14 vs. Buffalo 12/16:** Started at RG and was part of an offensive line that paved the way for RB Jamal Lewis to rush for 163 yards and the offense generated 304 net yards of offense in blizzard-like conditions...**Game 15 at Cincinnati 12/23:** Started at RG and was part of an offense that totaled 380 net yards of offense, including 136 net yards rushing...Started his 100th career NFL game...**Game 16 vs. San Francisco 12/30:** Started at RG and was part of an offensive line that paved the way for RB Jamal Lewis to rush for 128 yards and the offense overall to generate 358 total net yards of offense.

2006: Entered his fifth season with the Browns and started nine games at right tackle before being placed on Reserve Non-Football Illness on Nov. 28...Started in the opener vs. New Orleans on Sept. 10...Started as the offensive line did not allow a sack of QB Charlie Frye at Cincinnati on Sept. 17...Started vs. Baltimore on Sept. 24...Started and was part of an offensive line that helped RB Reuben Droughns rush for 100 yards and gave Frye time to throw for 192 yards and 3 TDs in a 24-21 road win at Oakland on Oct. 1...Started at Carolina on Oct. 8, and vs. Denver on Oct. 22...Inactive (illness) vs. N.Y. Jets on Oct. 29, and at San Diego on Nov. 5...Started at Atlanta on Nov. 12, and vs. Pittsburgh on Nov. 19...Started vs. Cincinnati on Nov. 26, and left the game in the 3rd quarter (illness)...Placed on Reserve Non-Football Illness list on Nov. 28, due to a mental disorder not related to football.

FUN FACTS

- Very active in the Cleveland community by supporting charitable organizations such as the March of Dimes and Fieldstone Farm Therapeutic Riding Center.
- Earned a Super Bowl ring with St. Louis in 1999.
- Avid rifle hunter of quail, deer and turkey, owns a 1,100 acre ranch in Texas.



RYAN TUCKER CONTINUED...

2005: In his fourth season with the Browns, started all 16 games at RT as the offensive line helped RB Reuben Droughns (1,232) become the first Browns RB since 1985 to top the 1,000-yard plateau...In the regular season opener vs. Cincinnati on Sept. 11, started as the offensive line did not allow a sack...Started at Green Bay on Sept. 18, as the offensive line provided QB Trent Dilfer time to throw for 336 yards and 3 TDs and did not allow a sack...Started at Indianapolis on Sept. 25...Appeared in his 100th career game as he started vs. Chicago on Oct. 9...Started at Baltimore on Oct. 16...Started vs. Detroit on Oct. 23, and was part of an offensive line that helped RB Reuben Droughns rush for 100 yards...Started at Houston on Oct. 30, and was part of an offensive line that helped Droughns rush for 99 yards...Started vs. Tennessee on Nov. 6, and was part of an offensive line that helped the offense to a season-high 441 net yards of offense, as Droughns rushed for 116 yards and did not allow a sack as Dilfer threw for 272 yards and 1 TD...Started at Pittsburgh on Nov. 13...Started vs. Miami on Nov. 20, as the offensive line helped Droughns rush for a season-high 166 yards and 1 TD in a 22-0 win...Started at Minnesota on Nov. 27...Started vs. Jacksonville on Dec. 4, as the offensive line helped Droughns rush for 88 yards to top the 1,000 yard mark and QB Charlie Frye to throw for 226 yards and 2 TDs...Started at Cincinnati on Dec. 11, at Oakland on Dec. 18, vs. Pittsburgh on Dec. 24 and the regular season finale vs. Baltimore on Jan. 1.

2004: Suffered an injury plagued season as he started seven games at right tackle before ending the season on Injured Reserve with a knee injury...Started in the opener vs. Baltimore on Sept. 12...Started at Dallas on Sept. 19, and left the game late in the 4th quarter (right quad) and was replaced by Joaquin Gonzalez...Inactive the following three weeks at N.Y. Giants on Sept. 26, vs. Washington on Oct. 3, and at Pittsburgh on Oct. 10...Returned to the starting lineup vs. Cincinnati on Oct. 17, as the offensive line paved the way for RB William Green to rush for 115 yards, QB Jeff Garcia to throw for 310 yards and 4 TDs, as the offense totaled a season-high 449 net yards of offense...Started vs. Philadelphia on Oct. 24, as the offensive line helped the offense rush for a season-high 165 yards rushing and 3 TDs, along with 394 yards of total offense...Started at Baltimore on Nov. 7, and vs. Pittsburgh on Nov. 14...Started vs. N.Y. Jets on Nov. 21, and left the game in the 3rd quarter (knee) and was replaced by Joaquin Gonzalez, who shifted from RG to RT and Paul Zukauskas played RG...Placed on Injured Reserve on Nov. 23, due to the knee injury.

2003: Was the only offensive player to take part in every offensive snap, as he started all 16 games at right tackle...For the second consecutive season was voted an offensive captain...In the regular season opener vs. Indianapolis on Sept. 7, started as the offensive line did not allow a sack as the offense totaled 280 net yards, allowed QB Kelly Holcomb to throw for 182 yards, and paved the way for RB William Green to rush for 86 yards...Started at Baltimore on Sept. 14, and at San Francisco on Sept. 21, as the offensive line provided Holcomb time to throw for 222 yards, as the offense totaled 251 net yards of offense vs. the 49ers...Started vs. Cincinnati on Sept. 28, as the offensive line provided Tim Couch time to throw for 280 yards and 2 TDs...Started at Pittsburgh on Oct. 5, as the offensive line paved the way for Green to rush for 115 yards and provided Couch time to throw for 208 yards and 2 TDs, as the team totaled 324 net yards of offense in a 33-13 win...Started vs. Oakland on Oct. 12, as the offensive line paved the way for Green to rush for 145 yards and 1 TD, as the offense totaled 171 net yards rushing and 284 net yards of offense...Started vs. San Diego on Oct. 19, at New England on Oct. 26, and at Kansas City on Nov. 9...Started vs. Arizona on Nov. 16, as the offensive line did not allow a sack and provided Holcomb enough time to throw for 392 yards and 3 TDs, and RB James Jackson added 2 rushing TDs in a 44-6 win...Started vs. Pittsburgh on Nov. 23, at Seattle on Nov. 30, and vs. St. Louis on Dec. 8, as the offensive line paved the way for RB Jamel White to rush for 101 yards and 1 TD vs. the Rams...Started at Denver on Dec. 14, and lined up at FB in goal line situations vs. the Broncos...Started vs. Baltimore on Dec. 21...In the regular season finale at Cincinnati on Dec. 28, started as the offensive line paved the way for RB Lee Suggs to rush for 186 yards and 2 TDs, a team season-high of 264 net yards rushing, 379 yards of total offense and did not allow a sack of Couch in a 22-14 win.

2002: In his first season with the Browns solidified the right side of the offensive line as he started 14 games at right tackle and also the AFC Wild Card Game at Pittsburgh...Named offensive captain...Helped the Cleveland offense improve to 23rd in offense with 314.2 ypg (ranked 31st in 2001 with 259.5 ypg), 18th in passing with 213.3 ypg (ranked 28th in 2001 with 175.1 ypg) and 23rd in rushing with 100.9 ypg (ranked 31st in 2001 with 84.4 ypg)...Missed two games due to a knee injury: vs. Cincinnati on Sept. 15, and at Tennessee on Sept. 22...Part of an offensive line that paved the way for RB Jamel White to rush for 105 yards and team 123 net yards rushing at Pittsburgh on Sept. 29...Started as the offensive line gave Tim Couch and Kelly Holcomb time to throw for a season-high 371 net yards passing vs. Baltimore on Oct. 6...Part of an offensive line that provided Couch enough time to throw for 294 yards and 2 TDs and control the ball for 37:54 time of possession in a 24-21 come-from-behind win at N.Y. Jets on Oct. 27...Started at Cincinnati on Nov. 17, as the line did not allow a sack as Couch threw for 242 yards and 3 TDs, and RB William Green added 96 yards rushing as the offense had 382 net yards of total offense, including 140 net yards rushing...Started at New Orleans on Nov. 24, as the offensive line provided room for Green to rush for 114 yards and the Browns totaled 163 net yards rushing, 339 total net yards and held the ball for 31:11 time of possession...Started at Jacksonville on Dec. 8, as the offensive line paved the way for 173 net yards rushing, as Green rushed for 119 yards, and the team totaled 417 net yards of offense, as Couch threw for 264 yards passing in the 21-20 win...Started at Baltimore on Dec. 22, as the offensive line provided enough time for Couch to throw for 209 yards, as the offense totaled 256 net yards of offense in the 14-13 victory...Started vs. Atlanta on Dec. 29, as the offensive line provided Green room to rush for 178 yards and 2 TDs and a team season-high 189 yards rush-



RYAN TUCKER CONTINUED...

ing...In the AFC Wild Card Game at Pittsburgh on Jan. 5, started as the offensive line provided Holcomb enough time to throw for 429 yards and 3 TDs, as the offense totaled 447 net yards of offense.

2001: Played in 16 contests with 15 starts at right tackle...Saw action at N.Y. Jets on Oct. 21, but did not start due to a broken hand...Part of an offensive line that helped the Rams lead the NFL in first downs (357), total yards (6,690), passing yards (4,663) and scoring (503)...Saw action at right tackle in Super Bowl XXXVI vs. New England...Led the way for QB Kurt Warner to lead the NFL in passer rating (101.4) and in passing yards (4,830) en route to his second NFL MVP award in three seasons...Also helped RB Marshall Faulk become the first player in NFL history to have over 2,000 total yards from scrimmage in four consecutive years.

2000: Started all 16 games at right tackle for the first time in his career...Helped Rams offense gain an NFL record 7,075 total yards on the season...Rams offense also established new NFL marks for most yards gained passing in a season (5,232), most consecutive 30-point games (14) and most consecutive 20-point games (28)...Blocked for NFL Most Valuable Player Marshall Faulk, who recorded 26 TDs...Participated in 963-of-1013 offensive plays (95.1%)...Made first NFL start and helped offense gain 513 total yards vs. Denver on Sept. 4.

1999: Played in 16 games and three playoff games and on special teams...Scored first career TD on a 2-yard pass from Kurt Warner on a tackle-eligible play at Detroit on Nov. 7...Caught a 1-yard TD pass on a tackle-eligible play against Minnesota in the NFC Divisional Playoff Game...Also saw action at both tackle positions during the regular season.

1998: Saw action in four games on offense and on special teams...Participated on the special teams unit during the first three games of the season...Saw action at guard at New Orleans on Nov. 15...Inactive for nine contests with a neck injury.

1997: Played in seven games with most of his action on special teams...Spent the beginning of the season on the physically unable to perform list due to a knee injury suffered in workouts at the 1997 Senior Bowl...Played in his first NFL game at Green Bay on Nov. 2.

COLLEGE: Produced streak of 14 consecutive games with blocking grades of 90% or better during his junior and senior seasons...Starting center during the last two seasons at TCU after moving from left tackle...Two-time all-conference selection...Started collegiate career as a tight end...Caught 5 passes for 231 yards and 2 TDs as a freshman.

PERSONAL: Lettered in football and basketball for Robert E. Lee (Midland, Texas) High School...Donates his time to various non-profit organizations including the Taste of the NFL program to benefit the Cleveland Foodbank... Brother, Rex, plays offensive guard for the Detroit Lions...He and his wife, Karla, have two sons, Trevor (8/13/01) and Trenton (1/27/03), and one daughter, Taryn, (1/19/05) and are expecting their fourth child this fall.



FB LAWRENCE VICKERS 47

HEIGHT: 6-0

WEIGHT: 250

COLLEGE: COLORADO

BIRTHDATE: MAY 8, 1983

HOW ACQUIRED: D16A) - '06

YEAR WITH BROWNS: 3RD

YEAR IN NFL: 3RD

CONTRACT: SIGNED THRU 2009

GAMES PLAYED/STARTED: 2006 (16/1); 2007 (16/14).

CAREER GAMES: 32 GAMES, 15 STARTS.

POSTSEASON GAMES: 0 GAMES, 0 STARTS.

CAREER TRANSACTIONS: Originally drafted by Cleveland in the sixth round, 180th overall, in the 2006 NFL Draft.

SEASONAL REVIEWS

2007: In his second season with the Browns, appeared in all 16 games, including 14 starts, and added 15 carries for 43 yards (2.9 avg.) and 13 receptions for 91 yards (7.0 avg.) and 2 receiving TDs...Tied for 10th in the NFL in third-and-one rushing situations with 8 rushing first downs in 9 attempts (88.9%)...Recorded his first career receiving TD vs. Pittsburgh on Sept. 9, and added his second at Pittsburgh on Nov. 11...Helped the running game improve from 31st in rushing in 2006 to 10th in 2007 (118.4 ypg.) as he blocked for RB Jamal Lewis' 1,304 rushing yards...Also key contributor on special teams with 9 tackles and blocker on kickoff return unit...**Game 1 vs. Pittsburgh 9/9:** Started at FB with 2 carries for 8 yards and 2 receptions for 7 yards, including 1 TD reception...Recorded his first career TD reception with a 1-yard TD reception from Derek Anderson in the 3rd quarter...**Game 2 vs. Cincinnati 9/16:** Started at FB with 1 carry for 0 yards and 1 reception for 11 yards...Also played on special teams with 1 tackle...**Game 3 at Oakland 9/23:** Started at FB and also played on special teams...**Game 4 vs. Baltimore 9/30:** Started at FB and had 1 rush for 6 yards...Also played on special teams with 2

FUN FACTS

- This past year attended a youth football camp in Australia.
- Helped pave the way for RB Jamal Lewis to rush for 1,304 yards in 2007.



LAWRENCE VICKERS CONTINUED...

tackles...**Game 5 at New England 10/7:** Started at FB and added 1 rush for 4 yards and 2 receptions for 8 yards... Also played on special teams with 1 tackle...**Game 6 vs. Miami 10/14:** Started at FB and added 1 rush for 7 yards and 1 reception for 6 yards...**Game 7 at St. Louis 10/28:** Started at FB with 1 rush for 3 yards...**Game 8 vs. Seattle 11/4:** Started at FB and added a career-high 3 receptions for 17 yards...**Game 9 at Pittsburgh 11/11:** Started at FB and had 1 reception for 2 yards and a TD...In the 1st quarter, connected with Derek Anderson on a 2-yard TD pass to open a 14-3 lead...Also played on special teams with 1 tackle...**Game 10 at Baltimore 11/18:** Started at FB and added 3 carries for 4 yards...Also played on special teams with 1 tackle...**Game 11 vs. Houston 11/25:** Played FB with 1 rush for 0 yards...Helped RB Jamal Lewis rush for 134 yards and 1 TD...Also played on special teams with 1 tackle...**Game 12 at Arizona 12/2:** Started at FB and had 1 rush for 2 yards and 2 receptions for 30 yards (15.0 avg.), including a long of 25 yards...**Game 13 at N.Y. Jets 12/9:** Started at FB and had 2 carries for 6 yards and 1 reception for 10 yards...Helped pave the way for RB Jamal Lewis to rush for 118 yards and 1 TD...**Game 14 vs. Buffalo 12/16:** Started at FB and helped RB Jamal Lewis rush for 163 yards...**Game 15 at Cincinnati 12/23:** Started at FB and also played on special teams...**Game 16 vs. San Francisco 12/30:** Played FB with 1 rush for 3 yards...Did not get the start as the offense opened in a two-TE set...Also played on special teams with 1 tackle.

2006: In his rookie season played in all 16 games, including one start, and totaled 3 rushes for 2 yards and 6 receptions for 60 yards...Also was a key contributor on special teams and finished with 10 special teams tackles... Made his NFL debut vs. New Orleans on Sept. 10, and had 2 carries for zero yards and 1 special teams tackle... Had a season-high 29-yard reception vs. Baltimore on Sept. 12...Recorded 1 special teams tackle and 1 kickoff return for 16 yards at Oakland on Oct. 1...Had 2 special teams stops at Carolina on Oct. 8, vs. N.Y. Jets on Oct. 29, and at Atlanta on Nov. 12...Added 1 reception for 12 yards vs. Pittsburgh on Nov. 19...Recorded 2 special teams tackles vs. Kansas City on Dec. 3...Had 1 carry for 2 yards, 1 reception for 4 yards and also had 1 kickoff return for 19 yards at Pittsburgh on Dec. 7...Made his first career start at Baltimore on Dec. 17, and added 2 receptions for 9 yards...In the regular season finale at Houston on Dec. 31, had 1 reception for 6 yards.

COLLEGE: Versatile player with speed, good blocking ability and natural hands who started 20-of-47 games for Colorado and finished his career with 635 yards on 171 carries (3.7 avg.) and 12 TDs, and added 70 catches for 572 yards (8.2 avg.) and 3 receiving TDs...Only the tenth player in school history to gain over 500 yards rushing and receiving during a career...Also participated on special teams throughout his career and totaled 18 special teams tackles...At Colorado, wore jersey number 34 as a freshman and sophomore, but switched to 17 as a junior after several personal tragedies to serve as a reminder.

PERSONAL: Attended Forest Brook (Houston, Texas) High School...Earned *Prep Star* All-American honors, adding *Super Prep* All-Southwest accolades...Named first-team All-State and All-North Forest League while also being selected first-team All-Greater Houston Area...Offensive MVP of his district during 2001, and was named to the all-district first-team all four years of his prep career...Finished career with 4,610 yards and 70 TDs on 345 carries (13.4 avg.)...Also caught 72 passes for 1,950 yards (27.1 avg.) and 24 TDs...As a senior, ran for 1,600 yards on 151 attempts, scoring 21 TDs and caught 17 passes for 500 yards and 4 TDs...As a junior, ran for 960 yards and 17 TDs on just 89 carries...As a sophomore, rushed 70 times for 1,110 yards and 22 TDs...Was the starting QB his freshman and sophomore years, switched to running back for final two years and also played linebacker and safety...As a freshman, started every game at safety and totaled 75 tackles, 10 forced fumbles and 7 interceptions...Lettered three times in basketball, averaging 20 points, 10 rebounds, three steals and three blocks a game as a senior...In track, Lawrence competed in the high jump (career best of 6-7)...Ethnic Studies/Sociology major... Born May 8, 1983, in Beaumont, Texas...Has one daughter, Lauryn.

VICKERS' SINGLE-GAME CAREER HIGHS

RUSHING ATTEMPTS: 3 at Baltimore 11/18/07

RUSHING YARDS: 7 vs. Miami 10/14/07

LONG RUSH: 7 vs. Miami 10/14/07

RECEPTIONS: 3 vs. Seattle 11/4/07

RECEIVING YARDS: 30 at Arizona 12/2/07

TD RECEPTION: 1 vs. Pittsburgh 9/9/07; at Pittsburgh 11/11/07

LONG RECEPTION: 29 vs. Baltimore 9/24/06

VICKERS' CAREER OFFENSIVE STATISTICS

YEAR	TEAM	GP	GS	RUSHING					RECEIVING				
				ATT	YDS	AVG	LG	TD	NO	YDS	AVG	LG	TD
2006	Cleveland	16	1	3	2	0.7	2	0	6	60	10.0	29	0
2007	Cleveland	16	14	15	43	2.9	7	0	13	91	7.0	25	2
NFL	TOTALS	32	15	18	45	2.5	7	0	19	151	8.0	29	2





DL ZACH WEST 79

HEIGHT: 6-5
 WEIGHT: 315
 COLLEGE: TEXAS-EL PASO
 BIRTHDATE: APRIL 27, 1984
 GAMES PLAYED/STARTED: 2007 (0/0)
 CAREER GAMES: 0 GAMES, 0 STARTS
 POSTSEASON GAMES: 0 GAMES, 0 STARTS

HOW ACQUIRED: FA - '07
 YEAR WITH BROWNS: 2ND
 YEAR IN NFL: 1ST
 CONTRACT: SIGNED THRU 2008

CAREER TRANSACTIONS: Originally signed by New England as an undrafted rookie free agent on May 8, 2007...Waived by New England on Sept. 1, 2007...Signed by New England to the practice squad on Sept. 26, 2007...Waived by New England on Oct. 9, 2007...Signed by Cleveland to the practice squad on Dec. 26, 2007... Signed by Cleveland as a reserve/future free agent on Jan. 9, 2008.

2007: In his rookie season, originally signed by New England as an undrafted rookie free agent and was waived at the end of training camp...Signed by New England to the practice squad on Sept. 26...Spent two weeks with the Patriots' practice squad before being waived on Oct. 9...Signed by Cleveland to the practice squad on Dec. 26, for final week of the regular season.

COLLEGE: As a senior in 2006, started 11 of 12 games and posted 30 tackles, including 7 TFL, 2 sacks and 6 QB pressures...As a junior in 2005, started 10 of 11 games and added 25 tackles, 5 TFL and 2 QB pressures...As a sophomore in 2004, gained second team All-WAC honors and started all 12 games with 40 tackles, 12 TFL, 2.5 sacks...As a freshman in 2003, tallied 14 tackles, 2 TFL, 0.5 sack and 2 QB pressures.

PERSONAL: Born Zachary Alex West on April 27, 1984 in Ocala, Fla...First team all-area defensive end at St. John Lutheran High School in Ocala, Fla...Also chosen team lineman of the year after totaling 80 tackles, 30 TFL and 5 sacks his senior year...Played offensive tackle and defensive end his sophomore and senior years, and offensive guard and defensive end his junior year...Three-year varsity letter winner...Threw the discus and shot put for the track team...Sociology major at UTEP.



DE COREY WILLIAMS 99

HEIGHT: 6-4
 WEIGHT: 320
 COLLEGE: ARKANSAS STATE
 BIRTHDATE: AUG. 17, 1980
 GAMES PLAYED/STARTED: 2004 (12/0, 1/0); 2005 (12/0); 2006 (16/11); 2007 (16/9, 2/2)
 CAREER GAMES: 56 GAMES, 20 STARTS
 POSTSEASON GAMES: 3 GAMES, 2 STARTS

HOW ACQUIRED: TR. (G.B.) - '08
 YEAR WITH BROWNS: 1ST
 YEAR IN NFL: 5TH
 CONTRACT: SIGNED THRU 2013

CAREER TRANSACTIONS: Originally selected by Green Bay in the sixth round, 179th overall, in the 2004 NFL Draft...Traded by Green Bay to Cleveland for the Browns 2008 second-round draft choice on Feb. 29, 2008...Signed by Cleveland to six-year contract on Feb. 29, 2008.

CAREER HIGHLIGHTS: Versatile defensive lineman has played in 56 games for Green Bay and has totaled 156 tackles and 17 sacks...Recorded a career-high 7 sacks and 51 tackles for the Packers in 2007...Recorded a career-high 7 sacks for Green Bay in 2006...Recorded a career-high 3 sacks at Buffalo on Nov. 5, 2006.

SEASONAL REVIEWS

2007: In his fourth season with Green Bay, played in all 16 games, including nine starts at right defensive tackle, and had a career-high 51 tackles, 32 solo, and matched a career-high with 7 sacks for 38 yards, 1 interception for 9 yards, 3 forced fumbles and 1 PBU...Recorded 1 sack for 4 yards vs. Philadelphia on Sept. 9...Added 1 sack for 5 yards and his first career interception for 9 yards at N.Y. Giants on Sept. 16...Recorded 2 sacks for 13 yards at Kansas City on Nov. 4...Registered 2 sacks for 7 yards and 2 forced fumbles vs. Carolina on Nov. 18...Added 1 sack for 9 yards at Detroit on Nov. 22...Started at right defensive tackle in the NFC Divisional Playoff Game vs. Seattle on Jan. 12, 2008, and the NFC Championship Game vs. N.Y. Giants on Jan. 20, 2008.

PERSONAL FACTS

- Has overcome personal tragedy as he lost his father at the age of 15 and his mother five years later.
- Just before the 2004 NFL Scouting Combine, endured the death of his infant daughter, who lived only two weeks after her premature birth.
- Has since had another daughter and embraces fatherhood and everything the role brings in his life.
- Enjoys riding horses and has purchased his first horse in June of 2006.



COREY WILLIAMS CONTINUED...

2006: Played in all 16 games, including 11 starts, and recorded 47 tackles, including 31 solo, and a career-high 7 sacks for 46 yards, 3 PBU and 1 recovered fumble...Part of a talented rotation of interior linemen and displayed versatility by playing all four defensive line positions...Added 1 PBU vs. New Orleans on Sept. 17...Recorded 2 sacks for 14 yards at Detroit on Sept. 24, in the first quarter sacked Lions QB Jon Kitna for a 4-yard loss and added an 8-yard sack in the fourth quarter...Made his first career start at Philadelphia on Oct. 2, and also started vs. St. Louis on Oct. 8, and at Miami on Oct. 22...Posted a career-high 3 sacks for 17 yards at Buffalo on Nov. 5, and became the first tackle in team history to record 3 sacks...Started at Minnesota on Nov. 12, and recovered a fumble and 1 TFL...Added 1 sack for 7 yards vs. Detroit on Dec. 17...In the regular season finale at Chicago on Dec. 31, deflected a pass at the line of scrimmage that was intercepted by Patrick Dendy and returned for a 30-yard TD giving the Packers a 23-0 lead and also sacked Brian Griese for 8 yards.

2005: Appeared in 12 games and added 34 tackles, including 21 solo, and 2 sacks for 7 yards...Inactive for four contests with a calf injury...In the opener at Detroit on Sept. 11, collected 3 solo tackles...Added a season-high 6 tackles, 1 TFL and 1 QB pressure vs. Tampa Bay on Sept. 25...Totaled 2 sacks for 7 yards, 5 tackles and 1 QB pressure in 52-3 win vs. New Orleans on Oct. 9, and dropped Aaron Brooks for a 2-yard sack in the first quarter and Todd Bouman for a 5-yard sack in the third quarter...Pulled a calf muscle in his right leg vs. Pittsburgh on Nov. 6, and was inactive for the next four games...Returned to action vs. Detroit on Dec. 11, and added 2 tackles.

2004: In his rookie season with Green Bay, saw reserve duty in 12 games and added 24 tackles, including 11 solo, 1 sack for 6 yards and 1 forced fumble...Also played in the NFC Wild Card Playoff game vs. Minnesota on Jan. 9...Inactive for four regular season contests...Utilized all across the Packers' front during his rookie campaign...At varying times, served as a backup to Kabeer Gbaja-Biamila at right defensive end, to Aaron Kampman at left defensive end and as a 'three-technique' tackle...Also contributed four special teams tackles, in addition to anchoring the wedge blocking unit on kickoff returns...Made his NFL debut and added 1 tackle in Monday Night opener at Carolina on Sept. 13...Forced a fumble by Titans RB Chris Brown and had a season-high 7 tackles in Monday night game vs. Tennessee on Oct. 11...Registered 4 tackles vs. Minnesota on Nov. 14, and made a key block to spring Robert Ferguson's 55-yard kickoff return...Returned to action after being listed as inactive for four games, and led Green Bay defensive linemen with 6 tackles vs. Jacksonville on Dec. 19...Notched his first NFL sack and added 5 tackles in the regular season finale at Chicago on Jan. 2, dropping QB Chad Hutchinson for a 6-yard loss.

COLLEGE: A four-year letter winner at Arkansas State (2000-03), he started the final three-and-a-half seasons on the defensive line after seeing action at linebacker in his first two collegiate contests...Two-time All-Sun Belt Conference selection, played in 43 career games overall, with 34 starts, finishing with 136 tackles, 84 solo, 14.5 sacks, 27.5 TFL, 3 PBU, 2 recovered fumbles and 3 forced fumbles...Most productive campaign came as a junior, when he posted 9 sacks, including a team-record 4 in one contest...Battled through an ankle injury as a senior...As a senior in 2003, made eight starts while playing in 10 games overall...Earned second-team All-Sun Belt Conference honors after finishing with 21 tackles, 11 solo, 1 sack, 4.5 TFL and 1 recovered fumble...Played in 11 games as a junior, making nine starts...First-team All-Sun Belt Conference selection in 2002, he led the Indians with 9 sacks and 12 TFL...Registered a career-high 48 tackles, 35 solo, plus 2 PBU and 1 forced fumble...Recorded a school record 4 sacks and a career-high 8 tackles vs. Tulsa...As a sophomore, started all 11 games and finished with 40 tackles, 25 solo, 2 sacks, 8 TFL, 1 recovered fumble and 2 forced fumbles...Began freshman season at linebacker but was moved after two games to defensive end, where he started the final six contests...Played in all 11 games overall in 2000, finishing with 27 tackles, 13 solo, 2.5 sacks and 3 TFL...Redshirted as a true freshman in 1999...Majored in sports management.

PERSONAL: Born Aug. 17, 1980, in Camden, Ark...Given name Corey Dornail Williams...Nicknamed 'C-Dub' and Big C'...Married to the former Andrea Cheney and the couple has a daughter, TaKhia, 2...Another daughter, Shakia, was born prematurely on Feb. 1, 2004, and passed away two weeks later...An all-state selection as a senior at Harmony Grove High School in Camden, Ark., was a three-time all-district choice as he helped team to 26-7 overall record his sophomore through senior seasons...Four-year letterwinner, he lined up at defensive end, linebacker, fullback, punter and kicker...Was picked to play in the state's all-star game following his senior season, a campaign that saw him register 149 tackles, 2 sacks, 4 interceptions, 7 PBU, 6 forced fumbles, 3 recovered fumbles and 1 blocked kick...Led his team in tackles as a junior and senior...As a fullback, rushed for 1,473 yards on 299 career carries...Lettered four years in basketball as a forward and center, earning all-state and all-region recognition three times...Also earned four letters in both baseball and track and led his baseball team in home runs as a junior and senior and placed second in the shot put at the state championship track meet as a senior...In 2005, was part of the 'NFL Hometown Huddle,' moving furniture into new space for Big Brothers Big Sisters, and in 2006, participated in the United Way's kickoff event...Took part in the Brett Favre Charity Softball Game and also the Edgar Bennett Celebrity Bowl-A-Thon...While at Arkansas State, visited area high schools, spreading a message that encouraged students to stay in school and graduate and also visited area hospitals...Participated in AAU basketball and baseball leagues during summers in high school...Enjoys four-wheeling, hunting, fishing, watching movies and being with friends...Also enjoys riding horses and bought his first horse, Roger, in June 2006...Residence: Camden, Ark.



WILLIAMS' SINGLE-GAME CAREER HIGHS

TACKLES: 7 vs. Tennessee 10/11/04

SACKS: 3 at Buffalo 11/5/06

FORCED FUMBLE: 2 vs. Carolina 11/18/07

RECOVERED FUMBLE: 1 at Minnesota 11/12/06

INTERCEPTION: 1 at N.Y. Giants 9/16/07

WILLIAMS' CAREER DEFENSIVE STATISTICS

YEAR	TEAM	GP	GS	TACKLES					QB PRE	INTERCEPTIONS				FUMBLES			SP T TACKLE	
				TOT	SOLO	ASST	TFL	SK		YDS	NO	YDS	LG	TD	PD	FF		FR
2004	Green Bay	12	0	24	11	13	0	1.0	6.0	0	0	0	0	0	1	0	0	0
2005	Green Bay	12	0	34	21	13	0	2.0	7.0	0	0	0	0	0	0	0	0	0
2006	Green Bay	16	11	47	31	16	0	7.0	46.0	0	0	0	0	3	0	1	0	0
2007	Cleveland	16	9	51	32	19	0	7.0	38.0	0	1	9	9	0	1	3	0	0
NFL	TOTALS	56	20	156	95	61	0	17.0	97.0	0	1	9	9	0	4	4	1	0



LB LEON WILLIAMS 94

HEIGHT: 6-2

WEIGHT: 250

COLLEGE: MIAMI (FLA.)

BIRTHDATE: JULY 30, 1983

HOW ACQUIRED: D(4A) - '06

YEAR WITH BROWNS: 3RDYEAR IN NFL: 3RD

CONTRACT: SIGNED THRU 2009

GAMES PLAYED/STARTED: 2006 (16/3); 2007 (16/9).

CAREER GAMES: 32 GAMES, 12 STARTS.

POSTSEASON GAMES: 0 GAMES, 0 STARTS.

CAREER TRANSACTIONS: Originally drafted by Cleveland in the fourth round, 110th overall, in the 2006 NFL Draft.

CAREER HIGHLIGHTS: Recorded a career-high 17 tackles vs. Tampa Bay on Dec. 24, 2006.

SEASONAL REVIEWS

2007: In his second season with the Browns, appeared in all 16 games, including nine starts as the nickel linebacker, and totaled 90 tackles, 65 solo, 4 sacks for 20 yards, 2 QB pressures and 5 PBU...Ranked t-2nd on the club with 4 sacks and ranked 5th on the team with 90 tackles...Had a season-high 13 tackles at Baltimore on Nov. 18...**Game 1 vs. Pittsburgh 9/9:** Played LB in the nickel defensive package with 5 tackles, including 3 solo, and 1 TFL...Also played on special teams with 1 tackle...**Game 2 vs. Cincinnati 9/16:** Started at MLB as the defense opened in the nickel package and added 5 solo tackles...Also played on special teams with 2 tackles...**Game 3 at Oakland 9/23:** Played LB with 3 solo tackles...Also played on special teams...**Game 4 vs. Baltimore 9/30:** Started at MLB as the defense opened in the nickel package and added 5 solo tackles...Also played on special teams with 1 tackle...**Game 5 at New England 10/7:** Started at MLB as the defense opened in the nickel package...Ranked second on the club with 7 tackles, including 5 solo...Also played on special teams...**Game 6 vs. Miami 10/14:** Started at MLB as the defense opened in the nickel package and added 3 tackles, including 2 solo...**Game 7 at St. Louis 10/28:** Played MLB after starter D'Qwell Jackson (ankle) left the game in the 2nd quarter...Totalled 6 tackles, including 5 solo, and 1 PBU...Also played on special teams with 2 tackles...**Game 8 vs. Seattle 11/4:** Started at MLB as Andra Davis moved over to start at WLB for D'Qwell Jackson (ankle)...Added 8 tackles, including 4 solo, 1 TFL and 1 PBU...Also played on special teams...**Game 9 at Pittsburgh 11/11:** Started at MLB and led the team with 12 tackles, including 9 solo...**Game 10 at Baltimore 11/18:** Started at MLB and led the team with 13 tackles, including 6 solo, 0.5 sack for 1 yard, 1 QB pressure and 1 PBU...In the 2nd quarter, shared a sack with DE Orpheus Roye on a 2-yard sack of Ravens QB Kyle Boller...**Game 11 vs. Houston 11/25:** Played LB in the nickel defensive package with 3 tackles, including 2 solo, and 1 QB pressure...Part of a defensive effort that forced three turnovers, two sacks and limited Houston to only 77 net yards rushing...**Game 12 at Arizona 12/2:** Played LB in the nickel defensive package with 3 tackles, including 2 solo...Also played on special teams...**Game 13 at N.Y. Jets 12/9:** Played LB in the nickel defensive package and ranked second on the team with 11 tackles, including 9 solo, 1.5 sacks for 7 yards and 2 PBU...In the 1st quarter, shared a sack with LB Antwan Peek for 0 yards on Jets QB Kellen Clemens to force a 4th and 7 situation...In the 2nd quarter, sacked Clemens for a 7-yard loss to force a 2nd and 17 situation...**Game 14 vs. Buffalo 12/16:** Played LB with 1 solo tackle...Part of a defensive effort that gave the Browns their first shutout since 2005 (11/20/05 vs. Miami, 22-0 win) and held the Bills to 232 net yards of offense...**Game 15 at Cincinnati 12/23:** Started at MLB as the defense opened in the nickel package...Added 2 tackles, including 1 solo...**Game 16 vs. San Francisco 12/30:** Played MLB and added 3 solo tackles and a career-high 2 sacks for 12 yards...In the 4th quarter, sacked 49ers QB Chris Weinke for a 7-yard loss to force a 4th and 14 punting situation...Also in the 4th quarter, sacked 49ers QB

FUN FACTS

- Active in the Cleveland community by supporting the Shop with a Jock holiday program.



LEON WILLIAMS CONTINUED...

Chris Weinke for a 5-yard loss to force a 4th and 11 punting situation...Part of a defense that limited the 49ers to only 185 net yards of offense, added 5 sacks and allowed only 73 net yards passing.

2006: In his rookie season with the Browns, promising young linebacker played in all 16 regular season games, including three starts...Finished the year with 37 tackles, including 25 solo, 1 sack, 2 QB pressures, 1 forced fumble and 2 PBU...Filled in as starting MLB for the injured D'Qwell Jackson in the final three games of the season, recording a career-high 17 tackles vs. Tampa Bay on Dec. 24...Ranked fourth on the team in special teams tackles with 16...Played mainly on special teams for the first half of the season and saw increased time at linebacker during the second half of the season...Played linebacker and helped shadow Falcons' QB Michael Vick with 1 tackle and 1 PBU at Atlanta on Nov. 12...Added 2 tackles vs. Kansas City on Dec. 3...Started at MLB at Baltimore on Dec. 17, and led the club with 10 tackles, 1 QB pressure and 1 forced fumble...Started at MLB vs. Tampa Bay on Dec. 24, and tied for the team lead with a career-high 17 tackles, including 11 solo, and 1 sack of Tampa Bay QB Tim Rattay for 4 yards...In the regular season finale at Houston on Dec. 31, started at MLB and led the club with 7 tackles, including 5 solo, 1 QB pressure and 1 PBU.

COLLEGE: Appeared in 47 games with the Hurricanes, started six games, and recorded 146 tackles, 80 solo, 2.5 sacks for 27 yards, 12.5 TFL, 4 PBU and 1 forced fumble...Versatile player with experience at both the outside and middle linebacker positions...Also key contributor on special teams with 36 tackles...A 2005 Butkus Award semi-finalist...Played in every game at middle linebacker and recorded 54 tackles, 35 solo, with 3.5 TFL, 2 PBU and 1 recovered fumble...Helped the team rank fourth in the nation in total defense, allowing only 270.1 yards per game...Also gained 51 yards after taking a handoff on another fumble recovery...Recorded a career-high 56 tackles, 20 solo, 2.5 sacks for 27 yards, 8 TFL, 1 recovered fumble, 1 forced fumble and 1 PBU in 2004...In 2003, played in every game as a reserve inside linebacker and finished with 22 tackles, 16 solo, 1 TFL and 1 PBU...Saw action on the special teams coverage units...Played reserve middle linebacker with 14 tackles, including 9 solo in 2002 and also played on special teams...Was a 2001 redshirt and worked on the scout team.

PERSONAL: Attended Canarsie (Brooklyn, N.Y.) High School...Dubbed by *Parade Magazine* as the best college football prospect in the New York City area in 25 years...Earned All-American by *Parade Magazine* and named *USA Today* first-team All-American as a senior...Named Gatorade Player of the Year for the state of New York, and added *Super Prep* All-American and Elite 50 honors...As a senior linebacker, recorded 98 tackles, 12 sacks, 4 recovered fumbles and 3 interceptions...As a junior, played tight end with 20 catches for 219 yards and 3 TDs...Liberal Arts major...Son of Veronica Sims...Full name: Leon E'srom Williams...Born on July 30, 1983, in Brooklyn, N.Y.

WILLIAMS' SINGLE-GAME CAREER HIGHS

TACKLES: 17 vs. Tampa Bay 12/24/06

SACKS: 2 vs. San Francisco 12/30/07

FORCED FUMBLES: 1 at Baltimore 12/17/06

PBU: 1, four time, latest: vs. Seattle 11/04/07

WILLIAMS' CAREER DEFENSIVE STATISTICS

YEAR	TEAM	GP	GS	TACKLES				QB		INTERCEPTIONS				FUMBLES		SP T			
				TOT	SOLO	ASST	TFL	SK	YDS	PRE	NO	YDS	LG	TD	PD		FF	FR	YDS
2006	Cleveland	16	3	37	25	12	0	1.0	4.0	2	0	0	0	0	2	1	0	0	16
2007	Cleveland	16	9	90	65	23	2	4.0	20.0	2	0	0	0	0	5	0	0	0	6
NFL	TOTALS	32	12	127	90	35	2	5.0	24.0	4	0	0	0	7	1	0	0	0	22

WILLIAMS' 2007 GAME-BY-GAME DEFENSIVE STATISTICS

DATE	OPP	TACKLES			SACKS		INT'S		FUMBLES		TFL
		TOTAL	SOLO	ASST	NO/YDS	YDS	NO/YDS	PBU	REC/FOR		
9/9	Pitt.	5	3	1	0/0		0/0	0	0/0	1	
9/16	Cin.	5	5	0	0/0		0/0	0	0/0	0	
9/23	@ Oak.	3	3	0	0/0		0/0	0	0/0	0	
9/30	Balt.	5	5	0	0/0		0/0	0	0/0	0	
10/7	@ NE	7	5	2	0/0		0/0	0	0/0	0	
10/14	Mia.	3	2	1	0/0		0/0	0	0/0	0	
10/28	@ St. L.	6	5	1	0/0		0/0	1	0/0	0	
11/4	Sea.	8	4	3	0/0		0/0	1	0/0	1	
11/11	@ Pitt.	12	9	3	0/0		0/0	0	0/0	0	
11/18	@ Balt.	13	6	7	0.5/1		0/0	1	0/0	0	
11/25	Hou.	3	2	1	0/0		0/0	0	0/0	0	
12/2	@ Ari.	3	2	1	0/0		0/0	0	0/0	0	
12/9	@ NYJ	11	9	2	1.5/7		0/0	2	0/0	0	
12/16	Buff.	1	1	0	0/0		0/0	0	0/0	0	
12/23	@ Cin.	2	1	1	0/0		0/0	0	0/0	0	
12/30	S.F.	3	3	0	2/12		0/0	0	0/0	0	
TOTALS	16 GM	90	65	23	4/20		0/0	5	0/0	2	





WR TRAVIS WILSON 81

HEIGHT: 6-1
WEIGHT: 210
COLLEGE: OKLAHOMA
BIRTHDATE: FEB. 11, 1984

HOW ACQUIRED: D3 - '06
YEAR WITH BROWNS: 3RD
YEAR IN NFL: 3RD
CONTRACT: SIGNED THRU 2009

GAMES PLAYED/STARTED: 2006 (4/1); 2007 (0/0).

CAREER GAMES: 4 GAMES, 1 START.

POSTSEASON GAMES: 0 GAMES, 0 STARTS.

CAREER TRANSACTIONS: Originally drafted by Cleveland in the third round, 78th overall, in the 2006 NFL Draft.

CAREER HIGHLIGHTS: Made his first NFL start at Houston on Dec. 31, 2006...Recorded his first NFL reception at Baltimore on Dec. 17, 2006.

SEASONAL REVIEWS

2007: Listed as inactive for all 16 regular season games.

2006: In his rookie year came on late in the season and saw significant action at receiver in the final three regular season games...Appeared in four contests, including one start, and finished with 2 receptions for 32 yards (16.0 avg.)...Made his NFL debut by playing wide receiver vs. Baltimore on Sept. 24...Was inactive for nine contests and did not play in three others...Appeared as the third wide receiver with 1 reception for 16 yards at Baltimore on Dec. 17...Also played in third wide receiver sets vs. Tampa Bay on Dec. 24...Made his first NFL start at wide receiver in the regular season finale at Houston on Dec. 31, with 1 reception for 16 yards.

COLLEGE: Finished his career at Oklahoma as one of the top receivers in school history with 105 receptions for 1,315 yards (12.5 avg.) and 17 TDs in 42 games, including 17 starts...His 17 TDs rank second, 105 receptions rank eighth and his 1,315 yards rank 13th on the school's record list...Also totaled 77 yards and 1 TD on four reverses (19.3 avg.) and 18 kickoff returns for 303 yards (16.8 avg.)...Had a breakout junior season with 11 TDs receptions, second most in school history and 50 receptions, which ranked 13th on the school's season-record list...In 2005, changes at QB and mid-season injury limited Wilson to 25 receptions for 310 yards (12.4 avg.) and 1 TD...Despite the challenges, still managed to lead the team in receiving...Started six of the first nine games before missing the next two due to a high ankle sprain...Added 61 yards and 1 TD on two reverse plays...Had 9 kickoff returns for 168 yards (18.7 avg.)...For the year, had 7 receptions for 20 yards or more, and converted 16 receptions for first downs...In 2004, earned All-Big Twelve Conference honorable mention by the league's coaches and the Associated Press...Played in 13 games, including eight starts, and ranked second on the team with a career-high 50 receptions for 660 yards (13.2 avg.) and led the squad with 11 TDs...His 11 TDs were the second-highest total in school history (Mark Clayton, 15, 2003)...Also added 135 yards on 9 kickoff returns (15.0 avg.)...In 2003, named Academic All-Big Twelve Conference and CoSIDA Academic All-District first-team choice...Played in all 14 games, including two starts, and caught 25 passes for 295 yards (11.8 avg.) and 4 TDs...In 2002, appeared in eight games with 5 receptions for 50 yards (10.0 avg.) and 1 TD.

PERSONAL: Attended Creekview (Carrollton, Texas) High School...During his senior year, rated by *Blue Chip Report* and *Prep Football Report* among the nation's top 25 receivers...Set school season-records with 42 catches for 1,098 yards (26.1 avg.) and 14 TDs as a senior...As a senior, also competed as a cornerback with 4 interceptions and 17 tackles and also returned 5 kickoffs for 166 yards (33.2 avg.), including an 87-yard kickoff return and a 77-yard punt return, both for TDs...As a junior, caught 27 passes for 400 yards and 7 TDs...His team compiled a 15-6 record in his final two seasons...Also lettered in basketball and ran track as a junior...University Studies major...Son of Wendy Wilson...Born on Feb. 11, 1984, in Carrollton, Texas.

WILSON'S SINGLE-GAME CAREER HIGHS

RECEPTIONS: 1 at Baltimore 12/17/06; at Houston 12/31/06

RECEIVING YARDS: 16 at Baltimore 12/17/06; at Houston 12/31/06

WILSON'S CAREER OFFENSIVE STATISTICS

YEAR	TEAM	GP	GS	NO	YDS	RECEIVING			SP T TACKLE
						AVG	LG	TD	
2006	Cleveland	4	1	2	32	16.0	16	0	0
2007	Cleveland	0	0	0	0	0	0	0	0
NFL	TOTALS	4	1	2	32	16.0	16	0	0

FUN FACTS

- Very active in the Cleveland community by supporting charitable events such as the Gang Resistance Education Program, NFL's Hometown Huddle and Shop with a Jock.



LB KAMERION WIMBLEY 95

HEIGHT: 6-3

WEIGHT: 255

COLLEGE: FLORIDA STATE

BIRTHDATE: OCT. 13, 1983

GAMES PLAYED/STARTED: 2006 (16/15); 2007 (16/16).

CAREER GAMES: 32 GAMES, 31 STARTS.

POSTSEASON GAMES: 0 GAMES, 0 STARTS.

HOW ACQUIRED: D1 - '06

YEAR WITH BROWNS: 3RD

YEAR IN NFL: 3RD

CONTRACT: SIGNED THRU 2011

CAREER TRANSACTIONS: Originally drafted by Cleveland in the first round, 13th overall, in the 2006 NFL Draft.

CAREER HIGHLIGHTS: Set the Browns franchise rookie record with 11 sacks and ranked second in the NFL among rookies...Had a career-high 2 sacks at Oakland on Oct. 1, 2006, and vs. Tampa Bay on Dec. 24, 2006.

SEASONAL REVIEWS

2007: In his second season with the Browns started all 16 games at right outside linebacker and totaled 65 tackles, including 39 solo, 2 TFL, 5 sacks for 34 yards, 20 QB pressures and 4 forced fumbles...Led the club with 5 sacks and 20 QB pressures...Had a season-high 8 tackles vs. Buffalo on Dec. 16...**Game 1 vs. Pittsburgh 9/9:** Started and totaled 2 solo tackles and 2 QB pressures...**Game 2 vs. Cincinnati 9/16:** Started with 3 solo tackles and 2 QB pressures...**Game 3 at Oakland 9/23:** Started and totaled 4 solo tackles, 2 sacks for 16 yards and 1 forced fumble...Matched a career-high with 2 sacks for 16 yards...In the 1st quarter, sacked Raiders QB Josh McCown for a 7-yard loss and forced a fumble, recovered by Oakland, which forced a 2nd and 15 situation...In the 4th quarter, sacked Raiders QB Daunte Culpepper for an 11-yard loss to force a 2nd and 21 passing situation...**Game 4 vs. Baltimore 9/30:** Started with 4 tackles, including 2 solo, and 3 QB pressures...**Game 5 at New England 10/7:** Started and added 5 tackles, including 3 solo, and 1 QB pressure...**Game 6 vs. Miami 10/14:** Started and totaled 3 solo tackles, 1 sack for 6 yards and 1 QB pressure...**Game 7 at St. Louis 10/28:** Started and added 5 tackles, including 2 solo, and 1 QB pressure...**Game 8 vs. Seattle 11/4:** Started and added 4 solo tackles and 1 QB pressure...**Game 9 at Pittsburgh 11/11:** Started with 2 tackles, including 1 solo...**Game 10 at Baltimore 11/18:** Started and totaled 3 tackles, including 2 solo, 1 sack for 9 yards, 1 forced fumble and 1 QB pressure...In the 1st quarter, recorded a sack and a forced fumble on a 9-yard sack of Ravens QB Kyle Boller at the Baltimore 23-yard line, recovered by LB Willie McGinest, and six plays later K Phil Dawson converted a 28 yard FG to open a 3-0 lead...**Game 11 vs. Houston 11/25:** Started and totaled 5 tackles, including 1 solo, 1 TFL, 1 QB pressures and 1 forced fumble...In the 3rd quarter, forced a fumble on Texans WR Owen Daniels, recovered by DB Leigh Bodden at the Cleveland 22 yard line...Part of a defensive effort that forced three turnovers, two sacks and limited Houston to only 77 net yards rushing...**Game 12 at Arizona 12/2:** Started with 6 tackles, including 4 solo, and 1 QB pressure...**Game 13 at N.Y. Jets 12/9:** Started with 6 tackles, including 3 solo, 1 sack for 3 yards, 2 QB pressures and 1 forced fumble...In the 4th quarter, sacked Jets QB Kellen Clemens for a 3-yard loss and forced a fumble, which was recovered by the Jets, to force a 2nd and 13 situation...**Game 14 vs. Buffalo 12/16:** Started and tied for the team lead and matched a career-high 8 tackles, including 4 solo, and 1 QB pressure...Part of a defensive effort that gave the Browns their first shutout since 2005 (11/20/05 vs. Miami, 22-0 win) and held the Bills to 232 net yards of offense...**Game 15 at Cincinnati 12/23:** Started and added 1 tackle and 2 QB pressures...**Game 16 vs. San Francisco 12/30:** Started and added 4 tackles, including 1 solo, and 1 TFL...Part of a defense that limited the 49ers to only 185 net yards of offense, added 5 sacks and allowed only 73 net yards passing.

2006: In his rookie campaign with the Browns, played in all 16 games, starting the final 15 of the year at ROLB after converting from defensive end at Florida State...Set a franchise rookie record with 11 sacks and also recorded a sack in nine of 16 contests...Ranked t-6th in the AFC, t-11th in the NFL with 11 sacks and ranked second among NFL rookies...Led the team with 11 sacks for 59.5 yards and 17 QB pressures and ranked tied for fourth on the team with 67 tackles...Also added 3 recovered fumbles and 1 forced fumble...Had a career-high 8 tackles vs. N.Y. Jets on Oct. 29, and at Baltimore on Dec. 17...Forced a fumble vs. Tampa Bay on Dec. 24 of QB Tim Rattay, which was recovered and returned for a 40-yard TD by DB Daven Holly...Made his Browns debut vs. New Orleans on Sept. 10, with 4 tackles and 1 TFL...Made his first career start at right outside linebacker with 3 tackles, 1 TFL and 1 sack for 5 yards at Cincinnati on Sept. 17...Started with 3 tackles and 3 QB pressures vs. Baltimore on Sept. 24...Started with 4 tackles, 1 QB pressure, 1 TFL and a career-high 2 sacks for 13 yards at Oakland on Oct. 1...Started and added 4 tackles, 1 TFL and 1 QB pressure at Carolina on Oct. 8, and 5 tackles, 1 TFL and 1 QB pressure vs. Denver on Oct. 22...Started and led the club with a career-high 8 tackles, 1 TFL, 1 QB pressure and 1 recovered fumble vs. N.Y. Jets on Oct. 29...Started with 2 tackles and 1.5 sacks for 12.5 yards at San Diego on Nov. 5...

FUN FACTS

- Set the Browns rookie sack record with 11 sacks in 2006.
- Very active in the Cleveland community by supporting charitable organizations such as Athletes In Action, the United Way, Shoes & Clothes For Kids and Lift Up America.
- Voted by local media members of the PFWA as the 2006 Player of the Year.
- Had his jersey number 12 retired at Northwest High School, his alma mater, during a basketball halftime ceremony on Jan. 23, 2007, in his hometown of Wichita, Kan.



CLEVELAND BROWNS 2008 MEDIA GUIDE

KAMERION WIMBLEY CONTINUED...

Started with 2 tackles, 1 sack for 3 yards and 2 QB pressures at Atlanta on Nov. 12, and 1 sack for 10 yards and 2 QB pressures vs. Pittsburgh on Nov. 19...Started with 6 tackles, 1 TFL and 2 QB pressures vs. Cincinnati on Nov. 26, and 3 tackles, 1 QB pressure and 1 sack for 4 yards vs. Kansas City on Dec. 3...Started and added 6 tackles and 1 recovered fumble at Pittsburgh on Dec. 7, and matched a career-high 8 tackles, 2 QB pressures, 1 recovered fumble and a shared sack at Baltimore on Dec. 17...Started with 6 tackles, 1 QB pressure, 1 forced fumble and matched a career-high 2 sacks for 6 yards vs. Tampa Bay on Dec. 24, and in the 4th quarter, sacked Tampa Bay QB Tim Rattay for a 6-yard loss and forced a fumble which was recovered by Daven Holly and returned 40 yards for a TD...With his 2 sacks, established a franchise rookie record for sacks in one season (8.5, Mack Mitchell, 1975)...In the regular season finale at Houston on Dec. 31, started with 3 tackles, 1 TFL and 1 sack for 3 yards.

COLLEGE: In 49 games with Florida State, started 12 games, and finished with 108 tackles, 67 solo, 12 sacks for 85 yards, 23.5 TFL, 31 QB pressures, 3 recovered fumbles, 1 forced fumble and 8 PBU...Ranks 16th in school history with 23.5 TFL and his 11 TFL in 2005 rank tied for 19th on the school's season-record list...Played in 48 consecutive games, before a knee injury snapped the streak vs. North Carolina State in 2005...In 2005, took over the right defensive end duties and was named All-Atlantic Coast Conference second-team selection...Started the first nine games of the season at right defensive end and totaled 26 tackles, 11 solo, 7.5 sacks for 56 yards, 11 TFL, 17 QB pressures and 4 PBU...Missed two games due to a left knee sprain...Earned the Hinesman Award from the coaching staff as the most dominating player during spring practice in 2005...Played in every game, starting two games at right defensive end and finished with 27 tackles, 13 solo, 2 sacks for 13 yards, 5.5 TFL, 7 QB pressures and 1 PBU in 2004...Was part of a defensive unit that allowed only 83.1 yards per game and 2.4 yards per carry on the ground during the season...The Seminoles' defense also allowed a conference-low five rushing TDs...In 2003, played in every game, including one start at right defensive end...Recorded a career-high 38 tackles, 30 solo, with 2.5 sacks for 16 yards, 7 TFL, 7 QB pressures, 2 PBU, 1 forced fumble and 1 recovered fumble...Was one of eight true freshmen to letter in 2002, and played in every game as a reserve defensive end...Recorded 17 tackles, 13 solo, with 2 recovered fumbles and 1 PBU.

PERSONAL: Attended Northwest (Wichita, Kan.) High School...Graduated from Northwest High in December of 2001, a semester early and enrolled at Florida State in the spring of 2002...Competed as a defensive end, linebacker, quarterback, receiver and punter...Earned *Parade Magazine* All-American honors during his senior season and was considered to be one of the top high school athletes in the nation...Also earned *Super Prep* All-American accolades and was the fifth-rated prospect in the state of Kansas...Was the fourth-rated defensive end in the nation by Rivals100.com and named to the Prep Star Dream Team...Social Work major...Born on Oct. 13, 1983, in Wichita, Kan...Married to wife, Monicha, and the couple have one daughter, Megan.

WIMBLEY'S SINGLE-GAME CAREER HIGHS

TACKLES: 8 vs. N.Y. Jets 10/29/06; vs. Buffalo 12/16/07

SACKS: 2 at Oakland 10/1/06; vs. Tampa Bay 12/24/06; at Oakland 9/23/07

QB PRESSURES: 3 vs. Baltimore 9/24/06; vs. Baltimore 9/30/07

RECOVERED FUMBLE: 1 vs. N.Y. Jets 10/29/06; at Pittsburgh 12/7/06; at Baltimore 12/17/06

FORCED FUMBLES: 1 vs. Tampa Bay 12/24/06; at Oakland 9/23/07; at Baltimore 11/18/07; vs. Houston 11/25/07; at N.Y. Jets 12/9/07

WIMBLEY'S CAREER DEFENSIVE STATISTICS

YEAR	TEAM	GP	GS	TACKLES					YDS	QB		INTERCEPTIONS					FUMBLES			SP T
				TOT	SOLO	ASST	TFL	SK		PRE	NO	YDS	LG	TD	PD	FF	FR	YDS	TACKLE	
2006	Cleveland	16	15	67	35	24	8	11.0	59.5	16	0	0	0	0	0	1	3	0	0	
2007	Cleveland	16	16	65	39	24	2	5.0	34.0	20	0	0	0	0	0	4	0	0	0	
NFL	TOTALS	32	31	132	74	48	10	16.0	93.5	36	0	0	0	0	0	5	3	0	0	

WIMBLEY'S 2007 GAME-BY-GAME DEFENSIVE STATISTICS

DATE	OPP	TACKLES				SACKS		INT'S		PBU	FUMBLES		TFL
		TOTAL	SOLO	ASST		NO/YDS	NO/YDS	REC/FOR	FOR				
9/9	Pitt.	2	2	0	0	0/0	0/0	0	0/0	0	0/0	0	
9/16	Cin.	3	3	0	0	0/0	0/0	0	0/0	0	0/0	0	
9/23	@ Oak.	4	4	0	0	2/16	0/0	0	0/0	0	0/1	0	
9/30	Balt.	4	2	2	0	0/0	0/0	0	0/0	0	0/0	0	
10/7	@ NE	5	3	2	0	0/0	0/0	0	0/0	0	0/0	0	
10/14	Mia.	3	3	0	0	1/6	0/0	0	0/0	0	0/0	0	
10/28	@ St. L.	5	2	3	0	0/0	0/0	0	0/0	0	0/0	0	
11/4	Sea.	4	4	0	0	0/0	0/0	0	0/0	0	0/0	0	
11/11	@ Pitt.	2	1	1	0	0/0	0/0	0	0/0	0	0/0	0	
11/18	@ Balt.	3	2	1	1	1/9	0/0	0	0/0	0	0/1	0	
11/25	Hou.	5	1	3	0	0/0	0/0	0	0/0	0	0/1	1	
12/2	@ Ari.	6	4	2	0	0/0	0/0	0	0/0	0	0/0	0	
12/9	@ NYJ	6	3	3	1	1/3	0/0	0	0/0	0	0/1	0	
12/16	Buff.	8	4	4	0	0/0	0/0	0	0/0	0	0/0	0	
12/23	@ Cin.	1	0	1	0	0/0	0/0	0	0/0	0	0/0	0	
12/30	S.F.	4	1	2	0	0/0	0/0	0	0/0	0	0/0	1	
TOTALS	16 GM	65	39	24	5	5/34	0/0	0	0	0	0/4	2	

PLAYERS
Veterans



KAMERION WIMBLEY CONTINUED...

WIMBLEY'S 2006 GAME-BY-GAME DEFENSIVE STATISTICS

DATE	OPP	TACKLES			SACKS NO/YDS	INT'S NO/YDS	PBU	FUMBLES REC/FOR	TFL
		TOTAL	SOLO	ASST					
9/10	N.O.	4	2	1	0/0	0/0	0	0/0	1
9/17	@ Cin.	3	1	1	1/5	0/0	0	0/0	1
9/24	Balt.	3	0	3	0/0	0/0	0	0/0	0
10/1	@ Oak.	4	1	2	2/13	0/0	0	0/0	1
10/8	@ Car.	4	2	1	0/0	0/0	0	0/0	1
10/22	Den.	5	3	1	0/0	0/0	0	0/0	1
10/29	NYJ	8	5	2	0/0	0/0	0	1/0	1
11/5	@ S.D.	2	1	1	1.5/12	0/0	0	0/0	0
11/12	@ Atl.	2	2	0	1/3	0/0	0	0/0	0
11/19	Pitt.	0	0	0	1/10	0/0	0	0/0	0
11/26	Cin.	6	2	3	0/0	0/0	0	0/0	1
12/3	K.C.	3	1	2	1/4	0/0	0	0/0	0
12/7	@ Pitt.	6	3	3	0/0	0/0	0	1/0	0
12/17	@ Balt.	8	7	1	0.5/3.5	0/0	0	1/0	0
12/24	T.B.	6	4	2	2/6	0/0	0	0/1	0
12/31	@ Hou.	3	1	1	1/3	0/0	0	0/0	1
TOTALS	16 GM	67	35	24	11.0/59.5	0/0	0	3/1	8



TE KELLEN WINSLOW 80

HEIGHT: 6-4

WEIGHT: 250

COLLEGE: MIAMI (FLA.)

BIRTHDATE: JULY 21, 1983

GAMES PLAYED/STARTED: 2004 (2/2); 2005 (0/0); 2006 (16/16); 2007 (16/14).

CAREER GAMES: 34 GAMES, 32 STARTS.

POSTSEASON GAMES: 0 GAMES, 0 STARTS.

HOW ACQUIRED: D(1) - '04

YEAR WITH BROWNS: 4THYEAR IN NFL: 4TH

CONTRACT: SIGNED THRU 2010

CAREER TRANSACTIONS: Drafted by Cleveland in the first round, sixth overall, in the 2004 NFL Draft.

CAREER HIGHLIGHTS: Named to the Pro Bowl in 2007 after a career-high 1,106 yards and 5 TDs on 82 receptions...In 2006 led all NFL tight ends and ranked ninth in the league with 89 receptions...Recorded a career-high 89 receptions in 2006, tying Hall of Fame tight end Ozzie Newsome (1983, 1984) for the franchise mark for most receptions in a single-season.

SEASONAL REVIEWS

2007: In his fourth season with the Browns, named to the Pro Bowl after appearing in all 16 games, including 14 starts, and collected 82 receptions for 1,106 yards (13.5 avg.) and 5 TDs receiving...His 82 receptions and 1,106 yards ranked third among NFL tight ends...Set career-highs with 1,106 yards and 5 TDs...His 1,106 receiving yards are the most by a Browns tight end in club history and third overall in team annals...His 13.5 avg. yards per reception led all NFL tight ends and he also led NFL tight ends with 17 receptions of 20 or more yards...Matched a career-high 11 receptions vs. Seattle on Nov. 4...Became only the 14th tight end in NFL history to top 1,000 yards receiving in a single season...**Game 1 vs. Pittsburgh 9/9:** Started at TE and led the Browns with 4 receptions for 83 yards (20.8 avg.), including a long of 30 yards...All 4 receptions resulted in first downs...Had 2 receptions over 20 yards...**Game 2 vs. Cincinnati 9/16:** Started at TE and recorded his first career 100-yard receiving game with 6 receptions for 100 yards (16.7 avg.) and 1 TD...Part of an offense that established 554 net yards (3rd highest in club history) of offense and scored 51 points (T-4th in franchise history)...TE Kellen Winslow's 100 yards receiving and WR Braylon Edwards 146 yards, RB Jamal Lewis 216 yards rushing, and QB Derek Anderson's 328 yards passing, marked the first time in club history to have a QB with 300-yards passing, a 100-yard rusher and two 100-yard receivers in the same contest...In the 2nd quarter, had a clutch 20-yard reception on a third down to the Bengals 21-yard line and three plays later, QB Derek Anderson connected with WR Joe Jurevicius for a 17-yard TD pass to open a 13-7 lead...Late in the 2nd quarter, capped a 5-play, 88-yard (2:00) drive with a 25-yard TD strike from Anderson to open a 27-21 halftime lead...5 of 6 receptions resulted in first downs...**Game 3 at Oakland 9/23:** Started at TE and led the team with 6 receptions for 88 yards (14.7 avg.), including a long of 33 yards...3 of his

FUN FACTS

- In 2007, named to the AFC Pro Bowl.
- This past summer hosted his first youth football camp in North Olmsted, Ohio.
- Very active in the Cleveland community by supporting charitable events such as the Special Olympics Holiday Party, Taste of the NFL and the Browns Youth Football Camps stressing the importance of nutrition and physical activity.
- Father, Kellen, a former San Diego Chargers tight end was inducted into the Pro Football Hall of Fame in 1995.



KELLEN WINSLOW CONTINUED...

6 receptions resulted in first downs...**Game 4 vs. Baltimore 9/30:** Played TE and added 4 receptions for 96 yards (24.0 avg.), including a career-long 49 yard reception...In the 1st quarter, made a key play on a 3rd and 3 situation with a 25-yard reception down to the Baltimore 8-yard line and three plays later QB Derek Anderson connected with WR Joe Jurevicius on a 2-yard TD pass to open a 7-0 lead...In the 3rd quarter, connected with Anderson on a 3rd and 7 situation for a 49-yard pass completion down to the Baltimore 2-yard line, and four plays later K Phil Dawson converted a 20-yard FG to open a 27-6 lead...3 of his 4 receptions resulted in first downs...**Game 5 at New England 10/7:** Started at TE with 4 receptions for 49 yards (12.3 avg.), including 1 TD...In the 4th quarter, added a 14-yard TD reception from QB Derek Anderson to cut the lead, 27-17...2 of his 4 receptions resulted in first downs...**Game 6 vs. Miami 10/14:** Started at TE and added 5 receptions for 90 yards (18.0 avg.), including a long of 33 yards...Late in the first half, had two consecutive receptions of 15 yards and 33 yards down to the Miami 3-yard line, which resulted in a K Phil Dawson 20-yard FG for a 27-10 lead at the half...4 of his 5 receptions resulted in first downs...**Game 7 at St. Louis 10/28:** Started at TE and had 2 receptions for 26 yards and 1 TD...In the 2nd quarter, capped an 8-play, 65-yard (4:13) drive with a 21-yard TD strike from QB Derek Anderson to give the Browns their first lead of the game, 17-14...**Game 8 vs. Seattle 11/4:** Started at TE and matched a career-high 11 receptions and added a career-high 125 yards receiving (11.4 avg.), including a long of 22 yards...10 of his 11 receptions resulted in first downs...In the 4th quarter, had a key 13 yard reception on a 4th and 1 down to the Seattle 2-yard line and on the next play RB Jamal Lewis added a 2-yard TD run to cut the deficit, 24-22...Late in the 4th quarter, had 4 receptions for 45 yards on the 14-play, 89-yard (5:38) drive, including a key 14-yard reception on 3rd and 10 down to the Seattle 1-yard, and on the next play RB Jamal Lewis ran for the 1-yard TD to open a 30-27 lead...**Game 9 at Pittsburgh 11/11:** Started at TE and tied for the team lead with 5 receptions for 46 yards (9.2 avg.) and 1 TD...In the 1st quarter, capped a 16-play, 71-yard (8:55) drive with a 4-yard TD pass from Derek Anderson as the Browns opened an early 7-0 lead, and on the drive Winslow was 4-33 receiving...4 of his 5 receptions resulted in first downs...**Game 10 at Baltimore 11/18:** Played TE with 5 receptions for 64 yards (12.8 avg.), including a long of 18 yards...3 of his 5 receptions resulted in first downs...In the 2nd quarter, had an 18-yard reception down to the Baltimore 1-yard line and on the next play, RB Jamal Lewis plunged for a 1-yard TD run to open a 10-0 lead...Made a key play in overtime with an 18-yard reception on a 3rd and 10 play down to the Baltimore 30-yard line, and five plays later K Phil Dawson connected on a 33-yard game-winning FG for a 33-30 (OT) win...**Game 11 vs. Houston 11/25:** Started at TE and led the team with 10 receptions for 107 yards (10.7 avg.) and 1 TD...The 107 yards receiving marked his third career 100-yard receiving game...In the 2nd quarter, capped an 11-play, 64-yard (3:37) drive with a 7-yard TD reception with 21 seconds remaining in the half to open a 14-10 lead...6 of 10 receptions resulted in first downs...**Game 12 at Arizona 12/2:** Started at TE and had 3 receptions for 35 yards (11.7 avg.), including a long of 12 yards...Also added a two-point conversion reception from Joshua Cribbs at the end of the 3rd quarter to cut the deficit, 21-18...1 of 3 receptions resulted in a first down...**Game 13 at N.Y. Jets 12/9:** Started at TE and had 4 receptions for 34 yards (8.5 avg.), including a long of 16 yards...1 of his 4 receptions resulted in first downs...**Game 14 vs. Buffalo 12/16:** Started at TE and added 2 receptions for 28 yards (14.0 avg.)...Both receptions resulted in first downs...**Game 15 at Cincinnati 12/23:** Started at TE and added 7 receptions for 73 yards (10.4 avg.), including a long of 22 yards...Topped the 1,000-yard receiving mark for the first time in his career and became on the 14th tight end in NFL history and only the 22nd time in NFL history...Became the franchise leading tight end with receiving yards in a season (Ozzie Newsome, 1002 in 1981)...4 of his 7 receptions resulted in first downs...**Game 16 vs. San Francisco 12/30:** Started at TE and had 4 receptions for 62 yards (15.5 avg.), including a long of 25 yards...3 of his 4 receptions resulted in first downs.

2006: Started all 16 regular season games at tight end for the first time in his career and led the Browns with 89 receptions for 875 yards (9.8 avg.) and 3 TDs...Tied a franchise record for receptions in a single season with 89 receptions (Ozzie Newsome, 1983, 1984)...Led the team with 89 receptions and ranked second on the club with 875 yards receiving...Led all NFL tight ends with 89 receptions and ranked ninth in the NFL among all receivers...Caught his first career TD in the season opener vs. New Orleans on Sept. 10, on an 18-yard pass from QB Charlie Frye...Finished the season with three 90-yard plus games...Had a career-high 11 receptions at San Diego on Nov. 5, and at Houston on Dec. 31...His 11 receptions tied for the second-most receptions by a Browns receiver in franchise history (14, Ozzie Newsome, vs. N.Y. Jets 10/14/84)...Recorded 42 receiving first downs, ranking him first on the team in that category...In the opener vs. New Orleans on Sept. 10, started and led the team with 8 receptions for 63 yards and his first career TD on an 18-yard reception from Charlie Frye...Started with 4 receptions for 42 yards (10.5 avg.) at Cincinnati on Sept. 17, and 7 receptions for 92 yards (13.1 avg.) vs. Baltimore on Sept. 24...Started with 3 receptions for 31 yards (10.3 avg.) and 1 TD at Oakland on Oct. 1, and 8 receptions for 55 yards (6.9 avg.) at Carolina on Oct. 8...Started and collected 3 receptions for 34 yards (11.3 avg.) vs. Denver on Oct. 22, and posted 7 receptions for 76 yards (10.9 avg.) and 1 TD vs. N.Y. Jets on Oct. 29...Started and finished with a career-high 11 receptions for 78 yards (7.1 avg.) at San Diego on Nov. 5, and tied for the second most receptions by a Browns receiver in franchise history (14, Ozzie Newsome, vs. N.Y. Jets 10/14/84)...Started and led the club with 5 receptions for 90 yards (18.0 avg.) at Atlanta on Nov. 12, and 4 receptions for 36 yards (9.0 avg.) vs. Pittsburgh on Nov. 19...Started with 6 receptions for 52 yards (8.7 avg.) vs. Cincinnati on Nov. 26, and 1 reception for 26 yards vs. Kansas City on Dec. 3...Started with 4 receptions for 19 yards at Pittsburgh on Dec. 7, and 5 receptions for 61 yards (12.2 avg.) at Baltimore on Dec. 17...Started and added 2 receptions for 27 yards vs. Tampa Bay on Dec. 24...In the regular season finale at Houston on Dec. 31, started and matched a career-high 11 receptions for a season-high 93 yards (8.5 avg.).



KELLEN WINSLOW CONTINUED...

2005: Placed on Reserve-Non Football Injury list on July 29, after suffering a knee injury during a motorcycle accident in the spring.

2004: Highly anticipated rookie season was cut short due to a right fibula injury the second week of the season that ended the first-round draft choice's season...Started in two games at tight end and totaled 5 receptions for 50 yards, including a long of 21 yards...Made his NFL debut by starting at tight end in the opener vs. Baltimore on Sept. 12, and led the club with 4 receptions for 39 yards (9.8 avg.), including a long of 21 yards...Late in the 3rd quarter, made a key play as he connected with QB Jeff Garcia for a 21-yard catch on a 3rd-and-10 play out to the Ravens 47-yard line, and two plays later Garcia connected with WR Quincy Morgan on a 46-yard TD to open a 10-3 lead...Started at tight end at Dallas on Sept. 19, with 1 reception for 11 yards...Suffered a right fibula injury on the second last play of the game on an onside kick...Was listed as inactive the following week at N.Y. Giants on Sept. 26, due to the fibula injury...Was placed on Injured Reserve on Sept. 29.

COLLEGE: One of the finest tight ends to ever suit up in the storied Miami Hurricanes history...Has the same fiery nature and athletic ability that his father, Hall of Famer Kellen Winslow, Sr., showed during his glorious career with the San Diego Chargers...Two-year starter caught 119 passes for 1,365 yards (11.5 avg.) and 9 TDs in 38 games...His 119 catches rank fifth on the school's career-record list and were the most ever by a Miami tight end...In 2003, All-American first-team selection by The NFL Draft Report, Associated Press, American Football Coaches Association and Walter Camp, adding second-team honors from *Sports Illustrated*...Winner of the John Mackey Award, given to the nation's premier tight end...All-Big East Conference first-team choice...Started every game, except vs. Syracuse, leading the team with 60 receptions for 605 yards (10.1 avg.) and 1 TD...In 2002, CNN.com All-American first-team selection...All-Big East Conference first-team choice by the league's coaches and a finalist for the Mackey Award in his first season as a starter...Led the team with 57 receptions for a career-high 726 yards (12.7 avg) and 8 TDs...His 57 catches broke the old school season-record (for tight ends) of 54 receptions by Glenn Dennison in 1983, while his 726 yards shattered Dennison's tight end mark of 594 yards (1983)...His eight scores set another Hurricane tight end season-record, surpassing the previous mark of seven by Jeremy Shockey in 2001...Led the team in catches in six contests...In 2001, was one of four true freshmen to letter...Caught 2 passes for 34 yards (17.0 avg) in a reserve role...Added 6 tackles, 3 solos, including one that resulted in a safety on special teams.

PERSONAL: Attended Scripps Ranch (San Diego, Calif.) High...One of the nation's most highly regarded all-around players who played extensively at three different positions (receiver, tight end and defensive end) during his career...Caught 45 passes for 800 yards and 9 TDs in his senior season of 2000...Made 32 catches for 600 yards and 13 TDs as a junior in 1999...Collected 115 tackles, 8 sacks and 5 recovered fumbles, in addition to 3 interceptions and 3 forced fumbles as a senior on defense...Named his conference's Defensive Player of the Year in 2000...Also punted and kicked off on special teams as a senior...Averaged 39 yards on 36 punts as a senior (one of his punts traveled 85 yards)...Made three-of-five field goal attempts, including a 35-yarder, and was 10-of-12 on conversion kicks...Recorded 32 tackles and 13 sacks with 3 recovered fumbles and 1 interception on defense in 1999...Rated the No. 41 prospect, regardless of position, in California by Super Prep...Rated the No. 6 "Jumbo Athlete" in the nation by Super Prep in the summer of 2000...Honor roll student...Son of Kellen Winslow and Katrina Ramsey...Father is a Pro Football Hall of Fame tight end, a former San Diego Chargers and University of Missouri star, who currently is a motivational speaker and television sports analyst...Uncle, David Winslow, played college basketball at Northeast Missouri State and professionally in Australia...Born Kellen Boswell Winslow II on July 21, 1983...Married to wife, Janelle, on June 15, 2006.

WINSLOW'S SINGLE-GAME CAREER HIGHS

RECEPTIONS: 11 at San Diego 11/5/06; at Houston 12/31/06; vs. Seattle 11/4/07

RECEIVING YARDS: 125 vs. Seattle 11/4/07

RECEIVING TD'S: 1, eight times, latest: vs. Houston 11/25/07

LONG RECEPTION: 49 vs. Baltimore 9/30/07

WINSLOW'S CAREER 100-YARD RECEIVING REGULAR SEASON GAMES (3)

125 vs. Seattle 11/4/07 (11-125-0)

107 vs. Houston 11/25/07 (10-107-1)

100 vs. Cincinnati 9/16/07 (6-100-1)

WINSLOW'S CAREER OFFENSIVE STATISTICS

YEAR	TEAM	GP	GS	NO	YDS	RECEIVING			SP T TACKLE
						AVG	LG	TD	
2004	Cleveland	2	2	5	50	10.0	21	0	0
2005	Cleveland	0	0	0	0	0.0	0	0	0
2006	Cleveland	16	16	89	875	9.8	40	3	0
2007	Cleveland	16	14	82	1,106	13.5	49	5	0
NFL	TOTALS	34	32	176	2,031	11.5	49	8	0



WINSLOW'S 2007 GAME-BY-GAME OFFENSIVE STATS

DATE	OPPONENT	NO	YARDS	AVG	LONG	TD
9/9	Pitt.	4	83	20.8	30	0
9/16	Cin.	6	100	16.7	25t	1
9/23	@ Oak.	6	88	14.7	33	0
9/30	Balt.	4	96	24.0	49	0
10/7	@ NE	4	49	12.3	15	1
10/14	Mia.	5	90	18.0	33	0
10/28	@ St. L.	2	26	13.0	21t	1
11/4	Sea.	11	125	11.4	22	0
11/11	@ Pitt.	5	46	9.2	13	1
11/18	@ Balt.	5	64	12.8	18	0
11/25	Hou.	10	107	10.7	22	1
12/2	@ Ari.	3	35	11.7	12	0
12/9	@ NYJ	4	34	8.5	16	0
12/16	Buff.	2	28	14.0	14	0
12/23	@ Cin.	7	73	10.4	22	0
12/30	S.F.	4	62	15.5	25	0
TOTALS	16 GM	82	1,106	13.5	49	5

WINSLOW'S 2006 GAME-BY-GAME OFFENSIVE STATS

DATE	OPPONENT	NO	YARDS	AVG	LONG	TD
9/10	N.O.	8	63	7.9	18t	1
9/17	@ Cin.	4	42	10.5	13	0
9/24	Balt.	7	92	13.1	24	0
10/1	@ Oak.	3	31	10.3	22	1
10/8	@ Car.	8	55	6.9	23	0
10/22	Den.	3	34	11.3	18	0
10/29	NYJ	7	76	10.9	30t	1
11/5	@ S.D.	11	78	7.1	14	0
11/12	@ Atl.	5	90	18.0	40	0
11/19	Pitt.	4	36	9.0	11	0
11/26	Cin.	6	52	8.7	21	0
12/3	K.C.	1	26	26.0	26	0
12/7	@ Pitt.	4	19	4.8	6	0
12/17	@ Balt.	5	61	12.2	36	0
12/24	T.B.	2	27	13.5	16	0
12/31	@ Hou.	11	93	8.5	22	0
TOTALS	16 GM	89	875	9.8	40	3

WINSLOW'S 2004 OFFENSIVE STATISTICS

DATE	OPPONENT	NO	YARDS	AVG	LONG	TD
9/12	Balt.	4	39	9.8	21	0
9/19	@ Dal.	1	11	11.0	11	0
9/26	@ NYG	Inactive (fibula)				
TOTALS	2 GM	5	50	10.0	21	0



DB ERIC WRIGHT 24

HEIGHT: 5-10

WEIGHT: 190

COLLEGE: UNLV

BIRTHDATE: JULY 24, 1985

GAMES PLAYED/STARTED: 2007 (14/13).

CAREER GAMES: 14 GAMES, 13 STARTS.

POSTSEASON GAMES: 0 GAMES, 0 STARTS.

HOW ACQUIRED: D2 - '07

YEAR WITH BROWNS: 2ND

YEAR IN NFL: 2ND

CONTRACT: SIGNED THRU 2010

CAREER TRANSACTIONS: Originally drafted by Cleveland in the second round, 53rd overall, of the 2007 NFL Draft.

CAREER HIGHLIGHTS: Recorded his first career interception off Dolphins QB Cleo Lemon vs. Miami on Oct. 14, 2007.



ERIC WRIGHT CONTINUED...

SEASONAL REVIEWS

2007: In his rookie season with the Browns, appeared in 14 games, including 13 starts at left corner and totaled 70 tackles, 50 solo, 1 sack for 11 yards, 1 interception and 11 PBU...Ranked 2nd on the team with 11 PBU...Had a career-high 10 tackles at Pittsburgh on Nov. 11, and a career-high 3 PBU at Cincinnati on Dec. 23...**Game 1 vs. Pittsburgh 9/9:**

Made his Browns debut and started at LDB and totaled 5 tackles, including 2 solo...Added 2 special teams tackles...**Game 2 vs. Cincinnati 9/16:** Started at LDB and totaled 6 tackles, including 4 solo and 1 PBU...Also played on special teams with 2 tackles...**Game 3 at Oakland 9/23:** Started at LDB and added 3 tackles, including 2 solo...Also played on special teams...**Game 4 vs. Baltimore 9/30:** Started at LDB and tied for the team lead with 9 tackles...**Game 5 at New England 10/7:** Started at LDB and added 6 tackles, including 4 solo, and 2 PBU...Added 1 special teams tackle...**Game 6 vs. Miami 10/14:** Started at LDB and totaled 8 tackles, including 6 solo, with 1 interception and 1 PBU...In the 4th quarter, recorded his first career interception as he intercepted a pass from Dolphins' QB Cleo Lemon intended for WR Chris Chambers in the end zone to stop a scoring drive...**Game 7 at St. Louis 10/28:** Started at LDB and added 4 solo tackles and 1 PBU...Also played on special teams with 1 tackle...**Game 8 vs. Seattle 11/4:** Started at LDB and added 8 tackles, including 5 solo, and 1 PBU...**Game 9 at Pittsburgh 11/11:** Started at LDB and ranked second on the team with a career-high 10 tackles, including 9 solo, 1 sack for 11 yards and 1 PBU...Recorded his first career sack in the 4th quarter with an 11-yard sack on Steelers QB Ben Roethlisberger to force a 3rd and 18 situation...Also played on special teams with 1 tackle...**Game 10 at Baltimore 11/18:** Started at LDB with 1 solo tackle...Left the game in the 1st quarter with a right knee sprain and did not return...**Game 11 vs. Houston 11/25:** Inactive (knee)...**Game 12 at Arizona 12/2:** Inactive (knee)...**Game 13 at N.Y. Jets 12/9:** Played corner...**Game 14 vs. Buffalo 12/16:** Started at LDB with 5 tackles, including 3 solo, and 1 PBU...Part of a defensive effort that gave the Browns their first shutout since 2005 (11/20/05 vs. Miami, 22-0 win) and held the Bills to 232 net yards of offense...**Game 15 at Cincinnati 12/23:** Started at LDB and added 3 solo tackles and a career-high 3 PBU...**Game 16 vs. San Francisco 12/30:** Started at LDB with 2 tackles...Part of a defense that limited the 49ers to only 185 net yards of offense, added 5 sacks and allowed only 73 net yards passing.

COLLEGE: Began his collegiate career at USC before transferring to UNLV for the 2006 season...Played one season at UNLV before deciding to enter the 2007 NFL Draft as a junior...Totaled 22 games at two schools, including ten starts, and totaled 62 tackles, 44 solo, 2 sacks for 13 yards, 2.5 TFL, 1 recovered fumble, 1 forced fumble, 14 PBU and 3 interceptions for 54 yards...In 2006, played in nine games, starting the first four contests and the final two at left cornerback during his first year at Nevada-Las Vegas...Recorded 29 tackles, 17 solo, 1 forced fumble, 8 PBU and 1 interception for 32 yards...Added 2 rushes for 36 yards and returned 18 kickoffs for 430 yards (23.9 avg.)...Led the conference and ranked 34th in the nation with a 23.9 yard kickoff return average...Missed three games with a left knee sprain...Named All-Mountain West Conference second-team selection from The NFL Draft Report and the league's coaches...Member of the school's Leadership Committee...In 2005, sat out the season under NCAA transfer rules after enrolling at UNLV...In 2004, earned Freshman All-Pac 10 Conference honors from *The Sporting News* at Southern California...Played in thirteen games, starting at weak side cornerback in four games...Came off the bench at strong side cornerback in the Orange Bowl vs. Oklahoma...Recorded 33 tackles, 27 solo, 2 sacks for 13 yards, 1 recovered fumble, 6 PBU and 2 interceptions for 22 yards...In 2003, redshirted as a freshman at USC.

PERSONAL: Born on July 24, 1985, in San Francisco, Calif...Full name Eric Andrew Wright...University studies major...Prepped at Archbishop Riordan High School (Calif.)...2002 Super Prep All-American, Super Prep All-Farwest, Prep Star All-West, *Tacoma News Tribune* Western 100, All-Northern California Co-MVP and *San Francisco Chronicle* All-Metro first team honoree as a senior running back and defensive back...As a senior, rushed for 1,166 yards and 17 TDs and caught 18 passes for 268 yards (14.9 avg.) with 4 TDs on offense...Added 80 tackles, 4 forced fumbles, 2 interceptions and 10 PBU on defense...Member of the track team, with bests of 10.74 wind-aided in the 100 meters (10.83 legal) and 23-4 3/4 in the long jump...Son of Mia Williams and Talim Wright.

WRIGHT'S SINGLE-GAME CAREER HIGHS

TACKLES: 10 at Pittsburgh 11/11/07

PBU: 3 at Cincinnati 12/23/07

SACKS: 1 at Pittsburgh 11/11/07

INTERCEPTIONS: 1 vs. Miami 10/14/07

WRIGHT'S CAREER DEFENSIVE STATISTICS

YEAR	TEAM	GP	GS	TACKLES					YDS	QB PRE	INTERCEPTIONS					FUMBLES			SPT TACKLE
				TOT	SOLO	ASST	TFL	SK			NO	YDS	LG	TD	PD	FF	FR	YDS	
2007	Cleveland	14	13	70	52	18	0	1.0	11.0	0	1	0	0	0	11	0	0	0	6
NFL	TOTALS	14	13	70	52	18	0	1.0	11.0	0	1	0	0	0	11	0	0	0	6



FUN FACTS

- Interests are centered around music as he played trumpet in a jazz band in his youth and currently enjoys music production.

WRIGHT'S 2007 GAME-BY-GAME DEFENSIVE STATISTICS

DATE	OPP	TACKLES TOTAL	SOLO	ASST	SACKS NO/YDS	INT'S NO/YDS	PBU	FUMBLES REC/FOR	FTL
9/9	Pitt.	5	2	3	0/0	0/0	0	0/0	0
9/16	Cin.	6	4	2	0/0	0/0	1	0/0	0
9/23	@ Oak.	3	2	1	0/0	0/0	0	0/0	0
9/30	Balt.	9	9	0	0/0	0/0	0	0/0	0
10/7	@ NE	6	4	2	0/0	0/0	2	0/0	0
10/14	Mia.	8	6	2	0/0	1/0	1	0/0	0
10/28	@ St. L.	4	4	0	0/0	0/0	1	0/0	0
11/4	Sea.	8	5	3	0/0	0/0	1	0/0	0
11/11	@ Pitt.	10	9	1	1/11	0/0	1	0/0	0
11/18	@ Balt.	1	1	0	0/0	0/0	0	0/0	0
11/25	Hou.	Inactive (knee)							
12/2	@ Ari.	Inactive (knee)							
12/9	@ NYJ	0	0	0	0/0	0/0	0	0/0	0
12/16	Buff.	5	3	2	0/0	0/0	1	0/0	0
12/23	@ Cin.	3	3	0	0/0	0/0	3	0/0	0
12/30	S.F.	2	0	2	0/0	0/0	0	0/0	0
TOTALS	14 GM	70	52	18	1/11	1/0	11	0/0	0



RB JASON WRIGHT 29

HEIGHT: 5-10
WEIGHT: 215
COLLEGE: NORHTWESTERN
BIRTHDATE: JULY 12, 1982
GAMES PLAYED/STARTED: 2004 (2/0); 2005 (3/0); 2006 (13/3); 2007 (16/1).

CAREER GAMES: 34 GAMES, 4 STARTS.

POSTSEASON GAMES: 0 GAMES, 0 STARTS.

HOW ACQUIRED: FA - '05
YEAR WITH BROWNS: 4TH
YEAR IN NFL: 4TH
CONTRACT: SIGNED THRU 2008

CAREER TRANSACTIONS: Originally signed by San Francisco as an undrafted rookie free agent on April 26, 2004...Waived by San Francisco on Aug. 31, 2004...Signed by Atlanta to the practice squad on Sept. 7, 2004...Waived by Atlanta on Oct. 19, 2004...Signed by Atlanta to the practice squad on Oct. 25, 2004...Signed by Atlanta to the active roster on Dec. 14, 2004...Waived by Atlanta on Sept. 3, 2005...Signed by Cleveland to the practice squad on Sept. 13, 2005...Signed by Cleveland from the practice squad to the active roster on Nov. 3, 2005...Waived by Cleveland on Dec. 16, 2005...Signed by Cleveland to the practice squad on Dec. 20, 2005... Signed by Cleveland as a future/reserve free agent on Jan. 4, 2006... Signed a one-year contract extension on Feb. 20, 2007.

SEASONAL REVIEWS

2007: Versatile running back provided change of pace on third downs and dependable backup to starting running back Jamal Lewis...Carried 60 times for 277 yards (4.6 avg.) and 1 rushing TD and added 24 receptions for 233 yards (9.7 avg.)...Had a season-high 20 carries for 59 yards starting for injured Lewis (foot) vs. Miami on Oct. 14...Also key contributor on special teams with 7 tackles and 3 kickoff returns for 49 yards (16.3 avg.)...**Game 1 vs. Pittsburgh 9/9:** Played RB with 1 carry for 3 yards...**Game 2 vs. Cincinnati 9/16:** Played RB and also appeared on special teams with 2 tackles...**Game 3 at Oakland 9/23:** Played RB with 1 rush for 13 yards and 2 receptions for 8 yards...**Game 4 vs. Baltimore 9/30:** Played RB with 2 carries for 27 yards...In the 2nd quarter, had a key 15 yard rush down to the Baltimore 24-yard line and three plays later K Phil Dawson converted a 41-yard FG to open a 17-3 lead...Also in the 2nd quarter, on a 3rd and three play, rushed for a first down on an 12 yard burst up the middle to the Baltimore 1-yard line, and two plays later RB Jamal Lewis had a 1-yard TD plunge to open a 24-3 lead...Also played on special teams with a 20 yard kickoff return...**Game 5 at New England 10/7:** Played RB and totaled 15 carries for 59 yards (3.9 avg.) and 4 receptions for 43 yards (10.8 avg.)...Replaced starting RB Jamal Lewis (right foot) on the second play of the game...His 4 receptions marked a career-high...Also played on special teams with 1 kickoff return for 19 yards and 1 tackle...**Game 6 vs. Miami 10/14:** Started at RB with 20 carries for 59 yards (3.0 avg.) and 1 rushing TD...Also added 3 receptions for 39 yards...His 20 carries marked a career-high...The rushing

FUN FACTS

- Very active in the Cleveland community by supporting charitable organizations such as Athletes In Action, Muscular Dystrophy Association and Lift Up America.
- Is a keyboardist, singer and worship leader at The International House of Prayer in Cleveland.
- He and his wife, Tiffany, are passionate about education and are strong supporters of urban education initiatives such as Cleveland's Entrepreneurial Preparatory School (E-Prep Middle School).
- The couple are also advocates of urban development initiatives in the city of Cleveland.



JASON WRIGHT CONTINUED...

TD marked the second of his career...On the opening drive of the game, capped a 5-play, 45 yard (2:14) drive with a 1-yard TD dive as the Browns opened a 7-0 lead...**Game 7 at St. Louis 10/28:** Played RB with 4 carries for 19 yards and 1 reception for 7 yards...Also played on special teams with 2 tackles...**Game 8 vs. Seattle 11/4:** Played RB with 3 carries for 6 yards and 1 reception for 13 yards...Also played on special teams with 1 tackle...**Game 9 at Pittsburgh 11/11:** Played RB with 1 reception for 7 yards...**Game 10 at Baltimore 11/18:** Played RB with 4 carries for 19 yards and 1 reception for 1 yard...**Game 11 vs. Houston 11/25:** Played RB with 3 carries for 14 yards and 3 receptions for 21 yards...**Game 12 at Arizona 12/2:** Played RB with 1 rush for 9 yards and 1 reception for 10 yards...**Game 13 at N.Y. Jets 12/9:** Played RB with 1 reception for 14 yards...Also played on special teams with 1 tackle...**Game 14 vs. Buffalo 12/16:** Played RB with 3 carries for 11 yards...**Game 15 at Cincinnati 12/23:** Played RB and had 3 carries for 38 yards (12.7 avg.) and 3 receptions for 34 yards (11.3 avg.)...**Game 16 vs. San Francisco 12/30:** Played RB and added 3 receptions for 36 yards (12.0 avg.), including a long of 23 yards.

2006: In his second season with the Browns, earned a roster spot during training camp and was listed as the team's third running back behind starter Reuben Droughns and rookie Jerome Harrison...Appeared in 13 games, including three starts, and ranked second on the club with 62 carries for 189 yards (3.0 avg.) and caught 6 passes for 82 yards receiving (13.7 avg.)...Made his first career start vs. Pittsburgh on Nov. 19, and had a career-high 74 yards rushing on 18 carries...Inactive for the regular season opener vs. New Orleans on Sept. 10...Added 1 carry for -1 yard and played on special teams at Cincinnati on Sept. 17...Recorded 15 carries for 31 yards and 1 reception for 3 yards vs. Baltimore on Sept. 24...Added 2 carries for 9 yards at Oakland on Oct. 1...Played on special teams with 1 tackle at Carolina on Oct. 8, vs. Denver on Oct. 22, and at San Diego on Nov. 5...Made his first career-start for Reuben Droughns (foot) vs. Pittsburgh on Nov. 19, and rushed for a career-high 74 yards on 18 carries (4.1 avg.) and 1 reception for 6 yards...Started vs. Cincinnati on Nov. 26, with 5 carries for 12 yards...Added 11 carries for 25 yards and 2 receptions for a career-high 70 yards receiving, including a career-long 54 yard reception... In the 2nd quarter, made a key play late in the half as he took a swing pass on a 3rd-and-10 from the Kansas City 17-yard line and made a nice move to shake a defender for 16 yards down to the Chiefs 1-yard line and on the next play, RB Reuben Droughns pounded in for a 1-yard TD run to tie the game, 14-14, at the half... In the 4th quarter, took a shovel pass 54 yards down to the Kansas City 6-yard line and two plays later QB Derek Anderson connected with TE Steve Heiden for a 6-yard TD pass to cut the deficit, 28-21...Added 2 carries for 2 yards at Pittsburgh on Dec. 7...Started at Baltimore on Dec. 17, and had 8 carries for 37 yards (4.6 avg.), including a long of 18 yards, and suffered a knee injury...Missed the last two regular season games due to the knee injury... Placed on Injured Reserve on Dec. 19.

2005: Began the year with Atlanta and was waived at the end of training camp...Signed by Cleveland to the practice squad on Sept. 13, and spent seven weeks on the club's practice squad...Signed by Cleveland to the active roster on Nov. 3, and played in three games with 11 carries for 27 yards (2.4 avg.) and 1 rushing TD and added 3 receptions for 15 yards...Made his Browns debut vs. Tennessee on Nov. 6, and had 8 carries for 19 yards, including his first career rushing TD on a 6-yard TD scamper and 3 receptions for 15 yards...Also played at Pittsburgh on Nov. 13, with 1 kickoff return for 17 yards...Added 3 carries for 8 yards vs. Miami on Nov. 20...Listed as inactive for the next three contests at Minnesota on Nov. 27, vs. Jacksonville on Dec. 4, and at Cincinnati on Dec. 11...Waived by Cleveland on Dec. 16, as injuries at the tight end position forced the Browns to sign TE Paul Irons from the practice squad to the active roster...Signed by Cleveland to the practice squad on Dec. 20, and spent the final two weeks of the regular season on the practice squad.

2004: Signed by San Francisco as an undrafted rookie free agent...Waived by San Francisco at the end of training camp and signed with Atlanta to the practice squad...Spent 12 weeks on the Falcons' practice squad before joining Atlanta's 53-man roster on Dec. 14...Played in two games with 3 carries for 10 yards (3.3 avg.), including a long of 8 yards...Made his NFL debut vs. Carolina on Dec. 18, with 2 carries for 2 yards...Added 1 rush for 8 yards at New Orleans on Dec. 26...Inactive for the regular season finale, the NFC Divisional Playoff Game and the NFC Championship Game.

COLLEGE: Finished career as the fourth all-time leading rusher with 2,625 yards, third all-time all-purpose yardage leader with 4,030 yards and fourth all-time leading scorer with 210 points in Northwestern school history...In his collegiate career, totaled 2,625 yards and 32 TDs on 487 carries (5.4 avg.), and added 577 yards and 2 TDs on 54 receptions (10.7 avg.) and 828 yards with 1 TD on 31 kickoff returns...Became the only player in school history to rush for 4 TDs in a game on three separate occasions in one season and the third player to record a pair of 1,000-yard rushing seasons in school history.

PERSONAL: Lettered in football and track at Diamond Bar (Calif.) High School...Finished career with 4,268 yards on 519 carries and 357 yards on 36 receptions with 58 total TDs...Two-time first-team Academic All-America selection at Northwestern where he was a double-major in psychology and pre-medicine...Scored in the 92nd percentile on the MCAT exam in the fall of 2003...Sang the National Anthem prior to the 2003 Northwestern-Ohio State men's basketball game...Born Jason Gornillion Wright on July 12, 1982, in Diamond Bar, Calif....This past spring married the former Tiffany Braxton in Cleveland's Old Stone Church on Public Square...They reside in the Detroit Shoreway Neighborhood of Cleveland.

WRIGHT'S SINGLE-GAME CAREER HIGHS**RUSHING ATTEMPTS:** 20 vs. Miami 10/14/07**RUSHING YARDS:** 74 vs. Pittsburgh 11/19/06**LONG RUSH:** 18 at Baltimore 12/17/06

CLEVELAND BROWNS 2008 MEDIA GUIDE

JASON WRIGHT CONTINUED...

RUSHING TDS: 1 vs. Tennessee 11/6/05; vs. Miami 10/14/07

RECEPTIONS: 4 at New England 10/7/07

RECEIVING YARDS: 70 vs. Kansas City 12/3/06

LONG RECEPTION: 54 vs. Kansas City 12/3/06

WRIGHT'S CAREER OFFENSIVE STATISTICS

YEAR	TEAM	GP	GS	RUSHING					RECEIVING				
				ATT	YDS	AVG	LG	TD	NO	YDS	AVG	LG	TD
2004	Atlanta	2	0	3	10	3.3	9	0	0	0	0.0	0	0
2005	Cleveland	3	0	11	27	2.5	6	1	3	15	5.0	15	0
2006	Cleveland	13	3	62	189	3.0	18	0	6	82	13.7	54	0
2007	Cleveland	16	1	60	277	4.6	15	1	24	233	9.7	23	0
NFL	TOTALS	34	4	136	503	3.7	18	2	33	330	10.0	54	0

WRIGHT'S 2007 GAME-BY-GAME OFFENSIVE STATISTICS

DATE	OPP	RECEIVING					RUSHING				
		NO	YDS	AVG	LG	TD	NO	YDS	AVG	LG	TD
9/9	Pitt.	1	3	3.0	3	0	0	0	0.0	0	0
9/16	Cin.	0	0	0.0	0	0	0	0	0.0	0	0
9/23	@ Oak.	1	13	13.0	13	0	2	8	4.0	6	0
9/30	Balt.	2	27	13.5	15	0	0	0	0.0	0	0
10/7	@ NE	15	59	3.9	11	0	4	43	10.8	21	0
10/14	Mia.	20	59	3.0	13	1	3	39	13.0	19	0
10/28	@ St. L.	4	19	4.8	8	0	1	7	7.0	7	0
11/4	Sea.	3	6	2.0	3	0	1	13	13.0	13	0
11/11	@ Pitt.	0	0	0.0	0	0	1	7	7.0	7	0
11/18	@ Balt.	4	19	4.8	7	0	1	1	1.0	1	0
11/25	Hou.	3	14	4.7	10	0	3	21	7.0	12	0
12/2	@ Ari.	1	9	9.0	9	0	1	10	10.0	10	0
12/9	@ NYJ	0	0	0.0	0	0	1	14	14.0	14	0
12/16	Buff.	3	11	3.7	10	0	0	0	0.0	0	0
12/23	@ Cin.	3	38	12.7	18	0	3	34	11.3	13	0
12/30	S.F.	0	0	0.0	0	0	3	36	12.0	23	0
TOTALS	16 GM	60	277	4.6	15	1	24	233	9.7	23	0

PLAYERS
Veterans

P DAVE ZASTUDIL 15



HEIGHT: 6-3

WEIGHT: 220

COLLEGE: OHIO UNIVERSITY

BIRTHDATE: OCT. 26, 1978

HOW ACQUIRED: UFA (BALT.) - '06

YEAR WITH BROWNS: 3RD

YEAR IN NFL: 7TH

CONTRACT: SIGNED THRU 2010

GAMES PLAYED/STARTED: 2002 (16/0); 2003 (16/0, 1/0); 2004 (13/0); 2005 (16/0); 2006 (16/0); 2007 (12/0).

CAREER GAMES: 89 GAMES, 0 STARTS.

POSTSEASON GAMES: 1 GAME, 0 STARTS.

CAREER TRANSACTIONS: Originally drafted by Baltimore in the fourth round, 112th overall, of the 2002 NFL Draft...Signed by Cleveland to a five-year contract as an unrestricted free agent on March 12, 2006.

CAREER HIGHLIGHTS: Six-year NFL veteran possesses a potent combination of leg power and accuracy...During his career with Baltimore and Cleveland, has totaled 457 punts for 19,227 yards (42.1 avg.) with 131 kicks inside the 20-yard line and a long of 67 yards.

SEASONAL REVIEWS

2007: In his second season with the Browns, appeared in 12 games with 49 punts for 2,046 yards (41.8 avg.), a net average of 34.6 with 4 TB and 14 In20...Missed four of the first five games of the regular season due to a back injury...Had a season-high 7 punts in blizzard conditions vs. Buffalo on Dec. 16...Had two games with 3 punts In20...**Game 1 vs. Pittsburgh 9/9:** Inactive (back)...**Game 2 vs. Cincinnati 9/16:** Recorded 2 punts for 86 yards (43.0 avg.), a 39.5 net average, 1 In20 and a long of 45 yards...**Game 3 at Oakland 9/23:** Inactive (back)...**Game 4 vs. Baltimore 9/30:** Inactive (back)...**Game 5 at New England 10/7:** Inactive (back)...**Game 6 vs. Miami 10/14:** Recorded 2 punts for 69 yards (34.5 avg.), a 29.5 net average and a long of 37 yards...**Game 7 at St. Louis 10/28:** Recorded 3 punts for 148 yards (49.3 avg.), a 45.0 net average and a long of 54 yards...**Game 8 vs. Seattle 11/4:** Recorded 4 punts for 174 yards (43.5 avg.), a 14.8 net average, with 1 TB, 1 In20 and a long of 51 yards...**Game 9 at Pittsburgh 11/11:** Recorded 6 punts for 299 yards (49.8 avg.), a 45.7 net average, with 3 In20 and a long of 64 yards...**Game 10 at Baltimore 11/18:** Recorded 5 punts for 216 yards (43.2 avg.), a 42.0 net average, with 2 In20 and a long of 51 yards...Added 1 rushing attempt for -1 yard...**Game 11 vs. Houston 11/25:** Recorded 5 punts for



DAVE ZASTUDIL CONTINUED...

170 yards (34.0 avg.), a 30.8 net average, with 2 In20 and a long of 45 yards...**Game 12 at Arizona 12/2:** Recorded 3 punts for 134 yards (44.7 avg.), a 39.7 net average, 1 In20 and a long of 49 yards...**Game 13 at N.Y. Jets 12/9:** Recorded 5 punts for 230 yards (46.0 avg.), a 27.4 net average, 2 TB and a long of 49 yards...**Game 14 vs. Buffalo 12/16:** Recorded 7 punts for 232 yards (33.1 avg.), a 27.7 net average, with 1 TB, 3 In20 and a long of 56 yards...**Game 15 at Cincinnati 12/23:** Recorded 2 punts for 66 yards (33.0 avg.), a net average of 31.5, with 1 In20 and a long of 40 yards...**Game 16 vs. San Francisco 12/30:** Recorded 5 punts for 222 yards (44.4 avg.), a net average of 42.2, and a long of 51 yards.

2006: Joined the Browns as an unrestricted free agent from Baltimore and played in all 16 regular season games with 81 punts for 3,563 yards for a career-high 44.0 average, placed 28 In20, with a long of 61 and 7 TB...Ranked sixth in the NFL with a 38.4 net yard average...Had a career-high 10 punts for 462 yards (46.2 avg.) at Atlanta on Nov. 12...Recorded 3 punts In20 on five occasions...Made his Browns debut vs. New Orleans on Sept. 10, with 6 punts for 265 yards (44.2 avg.), with 1 TB and a long of 56 yards...Added 5 punts for 230 yards (46.0 avg.), 1 TB and 3 In20 at Cincinnati on Sept. 17...Recorded 8 punts for 358 yards (44.8 avg.), 1 TB and a long of 53 yards vs. Baltimore on Sept. 24...Added 2 punts for 79 yards and 1 In20 at Oakland on Oct. 1...Had 7 punts for 330 yards (47.1 avg.) and 3 In20 at Carolina on Oct. 8...Recorded 6 punts for 243 yards (40.5 avg.), 3 In20 and a season-long 61 yard punt vs. Denver on Oct. 22...Added 5 punts for 242 yards (48.4 avg.), 1 In20 and a long of 59 yards vs. N.Y. Jets on Oct. 29...Recorded 4 punts for 168 yards (42.0 avg.) and 2 In20 at San Diego on Nov. 5...Recorded a career-high 10 punts for 462 yards (46.2 avg.), a net of 38.1 avg., 1 TB and 2 In20 at Atlanta on Nov. 12...Added 3 punts for 123 yards and 1 In20 vs. Pittsburgh on Nov. 19...Had 4 punts for 188 yards and 2 In20 vs. Cincinnati on Nov. 26...Recorded 3 punts for 114 yards, 1 TB and 2 In20 vs. Kansas City on Dec. 3...Added 6 punts for 229 yards and 3 In20 at Pittsburgh on Dec. 7...Recorded 7 punts for 310 yards (44.3 avg.) and 2 In20 at Baltimore on Dec. 17...Added 2 punts for 100 yards and 2 TB vs. Tampa Bay on Dec. 24...In the regular season finale at Houston on Dec. 31, had 3 punts for 122 yards and 3 In20.

2005: In his fourth season with Baltimore, played in all 16 regular season games and punted 84 times for 3,653 yards, a 43.5 average, placed 11 In20, with a long of 60 yards and 7 touchbacks...In the opener vs. Indianapolis on Sept. 11, punted 4 times for 159 yards (39.8 avg.), with a long of 45 yards and forced 3 fair catches...Punted 9 times for 379 yards (42.1 avg.), with a long of 53 yards and 1 In20, and had a punt blocked in the end zone punting from a short set at Tennessee on Sept. 18...Recorded 5 punts for 231 yards (46.2 avg.), including a long of 51 yards and placed 1 In20 vs. N.Y. Jets on Oct. 2...Added 4 punts for 164 yards (41.0 avg.), with a long of 53 yards at Detroit on Oct. 9...Punted 5 times for 238 yards (47.6 avg.), with a season-long 60 yards and 1 In20 vs. Cleveland on Oct. 16...Played in his 50th career game at Chicago on Oct. 23, and recorded 9 punts for 397 yards (44.1 avg.), and 1 In20...Punted only 1 time for 41 yards at Pittsburgh on Oct. 31, the lowest number of punts in a game in his NFL career...Booted 3 punts for 143 yards (47.7 avg.), with a long of 56 yards and 1 TB vs. Cincinnati on Nov. 6...Punted 7 times for 312 yards (44.6 avg.), with a long of 57 yards at Jacksonville on Nov. 13...Added 8 punts for 350 yards (43.8 avg.), with a long of 52 yards and 2 In20 vs. Pittsburgh on Nov. 20...Punted 4 times for 188 yards (47.0 avg.), with 1 TB at Cincinnati on Nov. 27...Added 8 punts for 321 yards (40.1 avg.), with 1 In20 and added 1 special teams tackle vs. Houston on Dec. 4...Recorded 3 punts for 107 yards (35.7 avg.), with a long of 53 yards at Denver on Dec. 11...Added 4 punts for 161 yards (40.3 avg.), with 2 In20 vs. Green Bay on Dec. 19...Had 2 punts for 103 yards (51.5 avg.), with a long of 55 yards vs. Minnesota on Dec. 25...In the regular season finale at Cleveland on Jan. 1, recorded 8 punts for 359 yards (44.9 avg.), with 1 In20 and a long of 58 yards.

2004: Saw action in 13 games and totaled 73 punts for 2,948 yards (40.4 avg.), and ranked third in the AFC with 26 punts In20, and a long of 61 yards...Missed three games with a shoulder injury suffered vs. N.Y. Jets on Nov. 14...Recorded 7 punts for 294 yards (42.0 avg.), with a long of 53 yards, 3 In20 vs. Pittsburgh on Sept. 19...Punted 6 times for 243 yards (40.5 avg.), with 2 In20 at Washington on Oct. 10...Had a season-high 43.9 yard average and a season-long 61 yard punt at Philadelphia on Oct. 31, with 7 punts for 307 yards and 1 In20...Added 5 punts for 233 yards (46.6 avg.), with a long of 55 yards, 2 In20 vs. Cleveland on Nov. 7...Had 2 punts for 95 yards (47.5 avg.), with a long of 59 yards and 1 In20 at N.Y. Jets on Nov. 14...In the regular season finale vs. Miami on Jan. 2, recorded 6 punts for 232 yards (38.7 avg.), with 2 In20.

2003: Played in all 16 regular season games with 89 punts for 3,649 yards (41.0 avg.), with 21 In20 and a career-long of 67 yards...Also played in one post-season game with 8 punts for a 48.8 yard average in the Wild Card playoff game vs. Tennessee on Jan. 3, 2004...Had a career-long 67 yard punt vs. Kansas City on Sept. 28, and finished with 5 punts for 204 yards (40.8 avg.) and 2 In20...Recorded 7 punts for 326 yards (46.6 avg.) and 1 In20 at Miami on Nov. 16...In the regular season finale vs. Pittsburgh on Dec. 28, punted 7 times for 275 yards (39.3

FUN FACTS

- Very active in the Cleveland community by supporting charitable organizations such as the United Way, Athletes In Action and also assisted with the Bay Village Youth Football Camp.
- Lettered in football, basketball and baseball at Bay Village (Ohio) High School.
- Participated in the spring of 2006 in an NFL and NFL Players Association six-day executive education program at the Wharton School at the University of Pennsylvania and this past spring a four-day entrepreneurial program at the Kellogg Business School at Northwestern.
- Interned at McDonald Investments in downtown Cleveland in its bond trading department in the 2003 offseason.



DAVE ZASTUDIL CONTINUED...

avg.), with 2 In20 and posted 1 special teams tackle, despite missing some of the 2nd and 3rd quarters with a broken nose and mild concussion.

2002: In his rookie season with the Ravens, appeared in all 16 regular season games and recorded 81 punts for 3,368 yards (41.6 avg.), a long of 61 yards and tied for second in the NFL with 31 punts In20...Finished seventh in the AFC with a 41.6 average yards per punt...Named to the *Pro Football Weekly* All-Rookie team...Recorded 6 punts for 315 yards (52.5 avg.), including a season-long 61 yards vs. Denver on Sept. 30...Punted 9 times for 411 yards (45.7 avg.) and a season-high 5 In20 and a long of 60 yards at Miami on Nov. 17...Had 4 punts for 170 yards (42.5 avg.), with a long of 51 yards at Houston on Dec. 15...In the regular season finale, had two punts for 64 yards, including 1 In20 at Pittsburgh on Dec. 29.

COLLEGE: First-team All-America selection by *Football News*, adding second-team honors from the *Associated Press* as a senior...All-Mid American Conference first-team and MAC Special Teams Co-Player of the Year after becoming the first player to lead the league in punting four times...Finalist for the Ray Guy Award, given to the top punter in the nation...Helped the Bobcats lead the nation in net punting (42.6 avg.)...As a senior had 50 punts for 2,280 yards (45.6 avg.), 16 In20, 7 touchbacks and a long of 74 yards...First-team All-MAC selection as a junior after averaging 44.3 yards, which ranked fifth in the nation, on 47 punts with 19 In20, 6 touchbacks and a long of 69 yards...Helped the Bobcats to a fourth-place national ranking in net punting (39.7)...MAC Special Teams Player of the Year and first-team All-MAC punter as a sophomore after leading the league and ranking 14th nationally with a 43.2-yard average...Punted 60 times for 2,595 yards, with 13 In20 and 9 touchbacks...Against Buffalo, broke his own school record with a 56.5 average on 4 punts, tying for the second-best punting game in MAC history...Selected first-team All-MAC (coaches, *Football News*) as a freshman...Also named to the *Football News* Freshman All-America team...Ranked fourth in the nation and first in the MAC in punting average (45.3)...Finished with 50 punts for 2,266 yards, including a school record 75-yarder against Akron...Graduated with a double major in finance and marketing.

PERSONAL: Played quarterback, punter and kicker and led his team to an 8-2 record and a conference championship at Bay Village (Ohio) High School...Team finished fifth in the Division III ranks as a senior, as he passed for 806 yards on 46 completions and accumulated 2,282 yards passing in his career...Averaged 40.7 yards per kick as a senior with a long of 67 yards...Made 19 consecutive PATs and averaged 57 yards per kickoff...Made 6 FGs with a long of 42 yards...Twice selected All-State and All-Conference as a punter...Made the All-District squad as a kicker and All-Conference team as a quarterback...Helped the baseball team to the conference and district championships...Earned four letters in baseball, three in football and one in basketball...Won the Kiwanis Academic Achievement Scholastic Art Award...Interned at McDonald Investments (Cleveland) in its bond trading department in the 2003 offseason...Participated in Gatorade Junior Training Camps...Married the former Jenn Willis on April 9, 2005 and the couple have one daughter, Mackenzie Ann...Name is pronounced: ZAST-tuh-dill... Full name: David Michael Zastudil.

ZASTUDIL'S SINGLE-GAME CAREER HIGHS

PUNTS: 10 at Atlanta 11/12/06

MOST PUNT YARDAGE: 462 at Atlanta 11/12/06

LONG PUNT: 67 vs. Kansas City 9/28/03

INSIDE 20: 5 at Miami 11/17/02

ZASTUDIL'S CAREER SPECIAL TEAMS STATISTICS

YEAR	TEAM	G	NO	YDS	AVG	RET	OPP					LG	BLK
							YDS	NET	TB	IN20	LG		
2002	Baltimore	16	81	3,368	41.6	40	471	33.7	5	31	61	2	
2003	Baltimore	16	89	3,649	41.0	42	354	35.2	8	21	67	0	
2004	Baltimore	13	73	2,948	40.4	24	181	34.6	12	26	61	0	
2005	Baltimore	16	84	3,653	43.5	55	481	35.7	7	11	60	1	
2006	Cleveland	16	81	3,563	44.0	43	312	38.4	7	28	61	0	
2007	Cleveland	12	49	2,046	41.8	26	272	34.6	4	14	64	0	
NFL	TOTALS	89	457	19,227	42.1	230	2,071	35.4	43	131	67	3	

ZASTUDIL'S CAREER POSTSEASON SPECIAL TEAMS STATISTICS

YEAR	TEAM	G	NO	YDS	AVG	RET	OPP					LG	BLK
							YDS	NET	TB	IN20	LG		
2003	Baltimore	1	8	390	48.8	8	70	40.0	0	0	56	0	
NFL	TOTALS	1	8	390	48.8	8	70	40.0	0	0	56	0	



DAVE ZASTUDIL CONTINUED...

ZASTUDIL'S 2007 GAME-BY-GAME PUNTING STATISTICS

DATE	OPP	PUNTS	YARDS	AVG	TB	IN 20	LONG	BLKD	NET AVERAGE
9/9	Pitt.			Inactive	(back)				
9/16	Cin.	2	86	43.0	0	1	45	0	39.5
9/23	@ Oak.			Inactive	(back)				
9/30	Balt.			Inactive	(back)				
10/7	@ NE			Inactive	(back)				
10/14	Mia.	2	69	34.5	0	0	37	0	29.5
10/28	@ St. L.	3	148	49.3	0	0	54	0	45.0
11/4	Sea.	4	174	43.5	1	1	51	0	14.8
11/11	@ Pitt.	6	299	49.8	0	3	64	0	45.7
11/18	@ Balt.	5	216	43.2	0	2	51	0	42.0
11/25	Hou.	5	170	34.0	0	2	45	0	30.8
12/2	@ Ari.	3	134	44.7	0	1	49	0	39.7
12/9	@ NYJ	5	230	46.0	2	0	49	0	27.4
12/16	Buff.	7	232	33.1	1	3	56	0	27.7
12/23	@ Cin.	2	66	33.0	0	1	40	0	31.5
12/30	S.F.	5	222	44.4	0	0	51	0	42.2
TOTALS	12 GM	49	2,046	41.8	4	14	64	0	34.6

ZASTUDIL'S 2006 GAME-BY-GAME PUNTING STATISTICS

DATE	OPP	PUNTS	YARDS	AVG	TB	IN 20	LONG	BLKD	NET AVERAGE
9/10	N.O.	6	265	44.2	1	0	56	0	37.2
9/17	@ Cin.	5	230	46.0	1	3	53	0	39.0
9/24	Balt.	8	358	44.8	1	0	53	0	38.6
10/1	@ Oak.	2	79	39.5	0	1	40	0	36.0
10/8	@ Car.	7	330	47.1	0	3	54	0	44.6
10/22	Den.	6	243	40.5	0	3	61	0	38.8
10/29	NYJ	5	242	48.4	0	1	59	0	37.4
11/5	@ S.D.	4	168	42.0	0	2	55	0	37.3
11/12	@ Atl.	10	462	46.2	1	2	53	0	38.1
11/19	Pitt.	3	123	41.0	0	1	48	0	36.7
11/26	Cin.	4	188	47.0	0	2	50	0	45.3
12/3	K.C.	3	114	38.0	1	2	41	0	31.3
12/7	@ Pitt.	6	229	38.2	0	3	47	0	33.0
12/17	@ Balt.	7	310	44.3	0	2	53	0	41.4
12/24	T.B.	2	100	50.0	2	0	58	0	30.0
12/31	@ Hou.	3	122	40.7	0	3	52	0	39.0
TOTALS	16 GM	81	3,563	44.0	7	28	61	0	38.4





LB BEAU BELL 58

HEIGHT: 6-1
WEIGHT: 250
COLLEGE: UNLV
BIRTHDATE: MAY 26, 1986
HOW ACQUIRED: D4A-'08
YEAR WITH BROWNS: R
YEAR IN NFL: R



CAREER TRANSACTIONS: Originally drafted by Cleveland in the fourth round, 104th overall, in the 2008 NFL Draft.

COLLEGE: During his collegiate career at UNLV, appeared in 41 games, including 26 starts, and collected 320 tackles, 186 solo, 10.5 sacks for 62 yards, 27 TFL, 5 PBU, 4 interceptions, 6 forced fumbles and 1 recovered fumble...His 320 career tackles ranks second on the school's all-time list (Adam Seward, 433, 2001-04) and fifth in Mountain West Conference annals (Adam Seward-UNLV, 433, 2001-04; Kirk Morrison-San Diego State, 395, 2001-04; Tyler Gottschalk-Wyoming, 334, 2000-03; and Aaron Francisco-Brigham Young, 325, 2001-04)...In 2007, became the first player in school history to earn conference (Mountain West) Player of the Week honors three times in the same season...For his career, was named the league's Player of the Week four times, tying the school record that was first set by quarterback Randall Cunningham (1982-84).


2007: As a senior started all 12 games at weak side outside linebacker and collected a career-high and team-leading 126 tackles, 79 solo, 5 forced fumbles, 9.5 TFL, 4 interceptions for 13 yards, including 1 TD...Also posted 3 sacks for 17 yards and 3 PBU...His 126 tackles led the conference and ranked 20th nationally...Named team MVP and captain, in addition to receiving the clubs Most Inspirational Award and Senior Award...Led the team in tackles in nine contests...All-American second-team selection by *The NFL Draft Report*...Member of the Butkus Award Watch List...All-Mountain West Conference first-team choice and named Defensive Player of the Year.

2006: Started the first seven contests, however suffered a left ankle sprain vs. Brigham Young and was forced to miss five games...Was leading the Mountain West Conference in tackles at the time of the injury and still finished second on the team with 76 tackles, including 41 solo...Added 4 sacks for 21 yards and 9 TFL...Added ten or more tackles in five contests.

2005: Garnered All-Mountain West Conference second-team honors and finished second on the squad with 92 tackles, 50 solo, 3.5 sacks for 24 yards, 7.5 TFL and 2 PBU...Appeared in 11 games, including seven starts at middle linebacker...Registered at least ten tackles in four contests.

2004: Appeared in 11 games as a reserve weak side outside linebacker and recorded 26 tackles, 1 TFL, 1 recovered fumble and 1 forced fumble.

PERSONAL: Born James Beaumont Bell on May 26, 1986, in Tustin, Calif...Prefers to be named 'Beau'...Son of Joanne Wilson...Brother, Zach, was a teammate and linebacker at UNLV (2001-04)...Member of the Rebel leadership committee his final two season...Graduated with his degree in University Studies...Attended Tustin (Calif.) High School and played safety, outside and inside linebacker, defensive end, tailback and fullback, in addition to handling place kicking and punting chores...Two-time All-Century League and Defensive MVP with 150 tackles, 5 sacks and 2 interceptions as a senior...Also carried 55 times for 506 yards and 8 TDs for the 2003 league champs...Selected to play in the California-Florida Game and registered 5 tackles.



TE MARTIN RUCKER 86

HEIGHT: 6-4
WEIGHT: 260
COLLEGE: MISSOURI
BIRTHDATE: MAY 4, 1985
HOW ACQUIRED: D4B - '08
YEAR WITH BROWNS: R
YEAR IN NFL: R



CAREER TRANSACTIONS: Originally drafted by Cleveland in the fourth round, 111th overall, in the 2008 NFL Draft.

COLLEGE: During his collegiate career at Missouri, started all 50 games and totaled 203 receptions for 2,175 yards (10.7 avg.) and 18 TDs...Holds the school career-record with 203 receptions...His 203 career receptions are the most ever by a Big Twelve Conference tight end and also ranks eighth among receivers in Conference history...Ranks second in school annals with 2,175 yards receiving and is one of only three Tigers to gain over



MARTIN RUCKER CONTINUED...

2,000 yards receiving in a career...His 84 catches in 2007 shattered the old Missouri season-record for tight ends and placed him ninth on the Big Twelve season-record chart...His 834 yards receiving in 2007 rank tied with Joe Stewart (1976) for sixth on the school's overall season-record list, while that total broke the old record for tight end, topping Ofodile's 1993 mark of 589 yards...His 11 receptions vs. Western Michigan in 2007 are the most catches by a Missouri tight end in a game and rank sixth on the school's overall game-record list...Holds the school record with 50 consecutive starts.

2007: Started all 14 games, setting the school season-record with 84 receptions for 834 yards (9.9 avg.) and 8 TDs...Served as team co-captain throughout the course of the season...His 834 yards were the sixth-best season total in school history and his eight scoring grabs rank fourth on the annual record chart...Led the nation's tight ends with an average of 6.0 receptions per game...Carried 14 times for 50 yards (3.6 avg.)...Produced 56 first downs among his 84 grabs, and 41 were good for at least 10 yards, including six for 20 yards or longer...Turned 15 of 21 third-down tosses and 3 of 4 fourth down strikes into first downs...Had ten of his catches inside the red zone, including eight on goal line plays...All-American first-team selection by *The NFL Draft Report*, Associated Press, Football Writers Association, American Football Coaches Association and CBSsportsline.com, earning second-team honors from the Walter Camp Football Foundation...Mackey Award finalist...Unanimous All-Big Twelve Conference first-team choice.

2006: As a junior started all 13 games and ranked second on the team with 53 receptions for 511 yards (9.6 avg.) and 5 TDs...Finished ninth among the nation's tight ends with 53 catches...His total yardage after his first three seasons at Missouri totaled 1,341 yards, becoming only the fourth tight end in school history to gain over 1,000 yards receiving in a career...Named All-Big Twelve Conference first-team selection by *The NFL Draft Report* and the league's coaches, earning second-team honors from the *Kansas City Star*...Named the Metro Kansas City Player of the Year, adding first-team All-Big Twelve Conference honors.

2005: Started all 12 games and lead the team with 47 receptions and 567 yards (12.1 avg.) and 1 TD...His 47 receptions led Big Twelve tight ends and his 567 yards ranked second among the conference's tight ends...Earned All-Big Twelve Conference first-team honors from the *Kansas City Star* and was an honorable mention by the league's coaches and the Associated Press...Named the team's Receiver of the Year.

2004: Started all 11 games and ranked sixth on the team with 19 catches for 263 yards (13.8 avg.) and 4 TDs...Earned second-team Freshman All-American honors from *College Football News* and *Rivals.com*...First-team Freshman All-Big Twelve Conference choice by *The Sporting News*...Named the team's Freshman of the Year...Also added 4 tackles and 1 recovered fumble on special teams.

2003: Redshirted as a freshman.

PERSONAL: Born May 4, 1985, in St. Joseph, Mo...Parents LaVell and Martin Rucker...Father is member of the House of Representatives in the state of Missouri...Older brother, Mike, was an All-American defensive end at Nebraska (1995-98) and recently retired following his nine year NFL career with the Carolina Panthers...Hotel and Restaurant Management major...Attended Benton (St. Joseph, Mo.) High School and was a standout at both tight end and defensive end...Earned first-team All-State honors as a tight end and first-team All-district and All-Conference accolades at both tight end and defensive end...Ranked 28th among the nation's tight end prospects by *Rivals.com*, and as the 12th-best prospect of any position in the state of Missouri by the same outlet...A Super Prep All-Midlands and 51st-rated player...Had 23 catches for 207 yards and 2 TDs while recording 64 tackles and 7 sacks on the defensive side of the ball in his final campaign...As a junior, he caught 25 passes for 340 yards and 3 TDs, adding 54 tackles on the defensive side of the ball...Added All-District and All-Conference honors in basketball...Excelled in track, placing 12th in the state in the triple jump...Won conference and district titles in the triple jump, as well as a conference championship in the long jump.

**DL AHTYBA RUBIN 71**

HEIGHT: 6-2
WEIGHT: 330
COLLEGE: IOWA STATE
BIRTHDATE: JULY 25, 1986
HOW ACQUIRED: D6A - '08
YEAR WITH BROWNS: R
YEAR IN NFL: R



CAREER TRANSACTIONS: Originally drafted by Cleveland in the sixth round, 190th overall, in the 2008 NFL Draft.

COLLEGE: In 24 games at Iowa State, started 21 contests at nose guard and recorded 76 tackles, 42 solo, with 2.5 sacks for 13 yards, 8 TFL, 1 PBU, 1 recovered fumble and 1 forced fumble.

2007: Started all 12 games at nose guard and finished eighth on the team with 42 tackles, 24 solo, including 1.5



AHTYBA RUBIN CONTINUED...

sacks for 12 yards, 4 TFL, 1 PBU, 1 forced fumble and 1 recovered fumble...Named All-Big Twelve Conference honorable mention...Also named Super Sleeper Team selection by *The NFL Draft Report*.

2006: Joined the team right before season opener and played in all 12 contests, including starting the last nine games at nose guard...Finished with 34 tackles, 18 solo, 1 sack and 4 TFL.

JUNIOR COLLEGE: Lettered twice at Trinity Valley (Texas) Community College...In 2005, earned All-Southwest Football Junior College Conference first-team and NJCAA All-American honorable mention as an offensive tackle, the first time that he ever lineup up on the offensive line during his career...Registered an 83.9% grade for blocking consistency, delivering 90 knockdowns and 8 TD-resulting blocks for an offense that averaged 388.27 yards per game...The team finished with a 9-3 record, winning the Pilgrim Bowl over Northeast Mississippi to finish ranked seventh in the junior college ranks...In 2004, lettered as a defensive lineman.

PERSONAL: Born Ahtyba Rubin (pronounced ah-TAH-ba ROO-ben) on July 25, 1986, in Fort Belvoir, Virg...Son of Marin and Ronnie Rubin...History major...Attended Escambia High School (Pensacola, Fla.)...Lettered as a defensive lineman and earned all-area and all-conference recognition as a senior.

**WR PAUL HUBBARD 89**

HEIGHT: 6-2
WEIGHT: 225
COLLEGE: WISCONSIN
BIRTHDATE: JUNE 12, 1985
HOW ACQUIRED: D6B - '08
YEAR WITH BROWNS: R
YEAR IN NFL: R



CAREER TRANSACTIONS: Originally drafted by Cleveland in the sixth round, 191st overall, in the 2008 NFL Draft.

COLLEGE: Former football walk-on who was know for his track exploits when he arrived as a freshman...Played in 35 games, including 21 starts, during his collegiate career at Wisconsin...Recorded 53 receptions for 936 yards (17.7 avg.) and 5 TDs...His career average of 17.1 yards per reception tied Larry Mialik (1969-71) for fourth on the school career-record list behind Tony Simmons (20.1 avg., 1994-97), Lee Evans (19.8 avg., 1999-2003) and Jeff Mack (19.4 avg., 1972-74)...Averaged 21.8 yards per reception in 2007, and was one of only three Badgers to average more than 20 yards per catch in a single-season (Larry Mialik, 21.3 avg., 1973; Lee Evans, 20.6 avg., 2001).

2007: Suffering a right knee medial collateral ligament sprain vs. Nevada-Las Vegas and missed five games...Despite the injury, was named All-Big Ten Conference honorable mention by the league's coaches...Started eight games at split end and ranked sixth on the team with 14 receptions for 305 yards (21.8 avg.).

2006: Moved into the starting lineup at split end and started all 13 games and finished second on the team with a career-high 38 catches for 627 yards (16.5 avg.) and 5 TDs.

2005: Appeared in five games with 1 reception for 5 yards vs. Temple.

2004: Appeared in nine games, mostly on special teams, with 1 tackle.

2003: Red-shirted as a freshman after joining the team as a walk-on.

TRACK: Lettered on the Wisconsin 2003-04 track teams...Indoor Season...Won the Big Ten Conference long jump title (24' 4 1/4"), placing second in that event at the Panther Classic (24' 0 3/4") and third at the Wisconsin Elite Invitational (24' 1 1/2"), while placing second in the triple jump (50' 8 1/4")...Finished fourth in the triple jump (49' 11 1/4") at the Big Ten Finals...Outdoor Season...Won the 100-meter dash at the Loras Open (10.66), where he also captured the long jump title (24' 5 3/4") and finished third in the triple jump (46' 5 1/2")...Placed second in the long jump (24' 4 1/4") at the USA Junior Nationals...Won the Big Ten Championship long jump title (24' 5 1/2"), where he finished sixth in both the triple jump (50' 11 1/2") and 100 meters (10.98)...Won the Northridge Invitational long jump title (24' 4 1/2") and the Iowa Twilight triple jump title (50' 5 1/4").

PERSONAL: Born June 12, 1985, in Colorado Springs, Colo...Son of Jacqueline and Paul Hubbard...Sociology major...Attended Widefield High School (Colorado Springs, Colo.)...Also excelled in track, where he was a two-time state Division 4A champion in the long jump and triple jump...Won the long jump and triple jump at the 2003 USATF Junior Olympic Championships...Was a 2003 All-American selection by Track & Field News and had the top prop mark in the triple jump (52'7").



LB ALEX HALL 96

HEIGHT: 6-5
 WEIGHT: 250
 COLLEGE: ST. AUGUSTINE
 BIRTHDATE: AUG. 17, 1985
 HOW ACQUIRED: D7-'08
 YEAR WITH BROWNS: R
 YEAR IN NFL: R



CAREER TRANSACTIONS: Originally drafted by Cleveland in the seventh round, 231st overall, in the 2008 NFL Draft.

COLLEGE: Appeared in 30 games, including 29 starts, at St. Augustine (Division II) and holds the school career records with 26 sacks for 168 yards and 51 TFL...Totaled 156 tackles, including 92 solo, 4 recovered fumbles, 1 forced fumble, 4 PBU and 11 QB pressures during his collegiate career...In 2006, set a school single-season record with 13 sacks and single-game mark with 4.5 sacks vs. Johnson C. Smith...Only player in Division II football to rank in the top twenty in the nation in TFL in each of the last three years.

2007: Started nine games and led the team with 7 sacks for 48 yards and 15 TFL...Also added 46 tackles, 23 solo, 5 QB pressures, 2 PBU and 1 recovered fumble...All-American first-team choice by *The NFL Draft Report* and *D2Football.com*...Added All-Central Intercollegiate Association first-team accolades...Ranked 18th in the nation with 15 TFL...Blocked a 36-yard field goal vs. North Carolina Central...Suffered a neck stinger vs. Carson-Newman and was forced to miss one contest.

2006: All-American selection by *D2Football.com*, Daktronics and the Associated Press...All-CIAA first-team choice...Started all ten games at right defensive end and collected 57 tackles, 38 solo, and set the school single-season record with 13 sacks for 82 yards...Ranked eighth in the nation and second in the league with a career-high 19 TFL...Also added 1 QB pressure and 1 PBU.

2005: Named All-CIAA second-team selection in his first season as a full-time starter...Ranked third on the team with 53 tackles, 31 solo, and led the Falcons with 6 sacks for 38 yards...Led the team and ranked 12th nationally with 17 TFL...Added 4 QB pressures, 1 PBU and 1 forced fumble...Also recovered 3 fumbles, returning one 10 yards for a TD and pounced on another in the end zone for another TD.

2004: Enrolled at St. Augustine's as a 195-lb. freshman and appeared in one game with 1 QB pressure.

PERSONAL: Born on Aug. 17, 1985, in Glenarden, Md...History major...Attended C.H. Flowers (Springdale, Md.) High School...Lettered in football as a tight end and defensive end.



**OG NATE BENNETT 25**

HEIGHT: 6-4
 WEIGHT: 315
 COLLEGE: Clemson
 BIRTHDATE: Jan. 19, 1984
 HOW ACQUIRED: FA - '08
 YEAR WITH BROWNS: R
 YEAR IN NFL: R

CAREER TRANSACTIONS: Signed by Cleveland as an undrafted rookie free agent on May 1, 2008.

COLLEGE: Four-year starter from 2003-06...Saw action in 47 career games with 38 starts...Played 2,246 snaps and totaled 262 knockdown blocks in his career...Led the Tigers in knockdown blocks (100) as a senior and did not allow a sack all season...Helped Clemson rank sixth in the nation in fewest sacks allowed in 2006...Totaled 74.5 knockdown blocks as a junior...Redshirted the 2002 season.

PERSONAL: Born Jan. 19, 1984 in Dallas, Ga...Majored in sport management...Three-year letter winner at Paulding County (Ga.) High School...Led his team to a 12-2 record and the state playoffs as a senior...Served as offensive team captain in 2001.

**DB MIL'VON JAMES 42**

HEIGHT: 5-10
 WEIGHT: 195
 COLLEGE: Nevada-Las Vegas
 BIRTHDATE: Sept. 17, 1985
 HOW ACQUIRED: FA - '08
 YEAR WITH BROWNS: R
 YEAR IN NFL: R

CAREER TRANSACTIONS: Signed by Cleveland as an undrafted rookie free agent on May 5, 2008.

COLLEGE: Two-year starter at UNLV (2006-07) after transferring from UCLA (2003-04)...Played in 41 career games with 21 starts and totaled 105 tackles, 6 TFL, 1 interception, 3 forced fumbles and 22 PBU...Led the nation in pass break-ups with 19 and ranked fourth in passes defended with 1.67 per game in 2007...Also totaled 45 tackles and 2 forced fumbles in 2007...Totaled 6 TFL and 3 PBU in 2006...Sat out the 2005 season per NCAA transfer guidelines...Gained experience on special teams as a kick-off returner at UNLV and was a gunner on the punt coverage team at UCLA.

PERSONAL: Born Sept. 17, 1985 in Los Angeles, Calif...Full name is Mil'Von Keishawn James...Parents are Shearon and Milton James...Majored in university studies...Started with Cleveland Browns' Eric Wright as UNLV's two corners in 2006...Also played alongside the Browns' Beau Bell for two seasons...Played running back and defensive back at John C. Fremont High (Calif.)...Played in eight games as a senior and rushed for more than 1,000 yards while scoring 13 TDs and defensively made over 95 tackles and 4 interceptions.

**DB DAMON JENKINS 43**

HEIGHT: 5-10
 WEIGHT: 195
 COLLEGE: Fresno State
 BIRTHDATE: March 11, 1985
 HOW ACQUIRED: FA - '08
 YEAR WITH BROWNS: R
 YEAR IN NFL: R

CAREER TRANSACTIONS: Signed by Cleveland as an undrafted rookie free agent on May 5, 2008.

COLLEGE: Two-year starter who totaled 94 tackles in 38 career games, adding 16 PBU and 3 interceptions...Totaled 49 tackles and led the Bulldogs with 9 PBU in 2007...Also ran the ball 11 times for 46 yards as a senior...Led the team with 3 interceptions and was among the team leaders in tackles with 32 in 2006...Saw action in nine games and totaled 8 tackles and 1 TFL in 2005...Appeared in four games in 2004.

PERSONAL: Born March 11, 1985 in Concord, California...Parents are Charmaine Slaton and Damon Jenkins...Played on the nation's No. 1 ranked high school team, De La Salle, which won 138 consecutive games during his tenure...Was a high school teammate of Jacksonville Jaguars running back Maurice Jones Drew.

**TE KOLOMONA KAPANUI 48**

HEIGHT: 6-3
 WEIGHT: 270
 COLLEGE: West Texas A&M
 BIRTHDATE: Nov. 13, 1983
 HOW ACQUIRED: FA - '08
 YEAR WITH BROWNS: R
 YEAR IN NFL: R

CAREER TRANSACTIONS: Signed by Cleveland as an undrafted rookie free agent on May 1, 2008.

COLLEGE: Totaled 65 receptions for 767 yards and 9 TDs as a two-year starter for the Buffs after transferring from USC...Was a major threat in the West Texas A&M high-powered passing attack with 39 receptions for 481 yards and 7 TDs in 2007...Named a first-team Daktronics All-American, along with garnering second team D2Football.com All-American honors in 2007...In 2006, played in eight games and collected 26 receptions for 286 yards and 2 TDs.

PERSONAL: Born Nov. 13, 1983 in Palolo, Hawaii...Majored in general studies...Attended Southern California before playing his final two years at West Texas A&M.



**DB GERARD LAWSON 30**

HEIGHT: 5-10
WEIGHT: 195
COLLEGE: Oregon State
BIRTHDATE: Jan. 12, 1985
HOW ACQUIRED: FA - '08
YEAR WITH BROWNS: R
YEAR IN NFL: R

CAREER TRANSACTIONS: Signed by Cleveland as an undrafted rookie free agent on May 1, 2008.

COLLEGE: Four-year letter winner who proved himself as one of the best special teams players in Oregon State history...Totalled 68 career tackles, 2 interceptions, and 2 PBU while adding 1,463 kickoff return yards, 1 TD and 1 blocked punt on special teams...Served as a gunner on kickoffs, blocked a punt, and averaged 22.1 yards per kickoff return in 2007...Recorded 2 interceptions in 2007, scoring a TD on an 18-yard return and added 21 tackles...Became the third player in OSU history with a 100-yard kickoff return in 2006 and added 18 tackles...Recorded 22 tackles as a sophomore and 7 as a freshman.

PERSONAL: Born Jan. 12, 1985 in Las Vegas, Nev...Son of Clarence and Jessie Lawson...Majored in speech communication...Totalled 93 tackles, 24 PBU and 10 interceptions during his three-year career at Palo Verde (Nev.) High School...Also lettered three years in basketball and track.

**DL JAMES LEE 78**

HEIGHT: 6-4
WEIGHT: 305
COLLEGE: South Carolina State
BIRTHDATE: Aug. 17, 1985
HOW ACQUIRED: FA - '08
YEAR WITH BROWNS: R
YEAR IN NFL: R

CAREER TRANSACTIONS: Signed by Cleveland as an undrafted rookie free agent on May 1, 2008.

COLLEGE: Started 31 of 33 games while at South Carolina State after transferring from Georgia...Recorded 181 knockdown blocks and had 19 TD-resulting blocks during his career...Started at left guard two seasons before moving to right tackle as a senior...Was the team's best run blocker as a junior and senior when South Carolina State led the MEAC in rushing offense and was among the leaders in total offense and scoring both seasons...Redshirted as a true freshman at the University of Georgia.

PERSONAL: Born Aug. 17, 1985 in Belle Glade, Fla...Attended Glades Central (Fla.) High School...Graduated in December 2007 with his degree in Family & Consumer Science.

**WR LANCE LEGGETT 9**

HEIGHT: 6-3
WEIGHT: 200
COLLEGE: Miami (Fla.)
BIRTHDATE: Feb. 11, 1985
HOW ACQUIRED: FA - '08
YEAR WITH BROWNS: R
YEAR IN NFL: R

CAREER TRANSACTIONS: Signed by Cleveland as an undrafted rookie free agent on May 1, 2008.

COLLEGE: Four-year player who started 26 of 45 career games played and totaled 85 career receptions for 1,375 yards (16.2 avg.) and 11 TDs over his career...Was team's third leading receiver in 2007 catching 15 passes for 238 yards, including an 80-yard TD reception against FIU...Enjoyed a break-out season in 2006 when he led the team's wide receivers with 38 receptions, 584 receiving yards and 4 TDs...Hauled in 15 passes for 204 yards and 2 TDs as a sophomore in 2005...Totalled 17 receptions for 349 yards and a TD as a freshman in 2004.

PERSONAL: Born Feb. 11, 1985 in Bartow, Fla...Nationally-ranked track star at Miami, claiming the 2006 Outdoor Championship in the 400-hurdles...Also earned All-ACC honors in both 2006 and 2007 during the indoor season...Majored in liberal arts...Native of Bartow, Fla., and later moved to Texas prior to his junior season, finishing high school at Grace Preparatory Academy in Arlington (Texas)...Came from a program that won state titles among Texas private schools his two seasons.

**OG DERRICK MORSE 74**

HEIGHT: 6-4
WEIGHT: 320
COLLEGE: Miami (Fla.)
BIRTHDATE: Feb. 22, 1985
HOW ACQUIRED: FA - '08
YEAR WITH BROWNS: R
YEAR IN NFL: R

CAREER TRANSACTIONS: Signed by Cleveland as an undrafted rookie free agent on June 17, 2008.

COLLEGE: Four year letterwinner who started 30 of 41 career games played, including starting every contest his junior and senior seasons...Started all 12 games and was named to the All-ACC Second Team in 2007 following his senior season...Started all 12 games at right guard and allowed only 1 sack and earned All-ACC honorable mention honors as a junior in 2006...Saw action in five games as a reserve guard in 2005 after missing the first month of the season to injury...Started the final six contests and saw action in all 12 games of the 2004 season...Redshirted the 2003 season.

PERSONAL: Born Feb. 22, 1985 in Fort Myers, Fla...A dual major at Miami (Fla.) in criminology and liberal arts...Named a SuperPrep All-American and ranked among the nation's best preps coming out of Estero High School.



**LB CHASE ORTIZ 59**

HEIGHT: 6-2
WEIGHT: 255
COLLEGE: Texas Christian
BIRTHDATE: May 22, 1985
HOW ACQUIRED: FA - '08
YEAR WITH BROWNS: R
YEAR IN NFL: R

CAREER TRANSACTIONS: Signed by Cleveland as an undrafted rookie free agent on May 1, 2008.

COLLEGE: Three-year starter who totaled 41.5 career TFL and 20.5 sacks...Became the first Frog to be a three-time first-team all-conference selection since 1977...Ranked among the national leaders with his team-best 16.5 TFK, 9 sacks and 3 forced fumbles in 2007...Appeared on the final watch list for the Ted Hendricks Award in 2007, honoring the nation's top defensive end...Racked up 11 TFL and 9 sacks as a junior in 2006... Recorded 14 TFL and 2.5 sacks in 2005...Did not see any game action in 2004... Redshirted as a true freshman in 2003 and moved from linebacker to the defensive line.

PERSONAL: Born May 22, 1985 in League City, Texas...Three-year letterman and team captain for Clear Creek...Recorded 65 tackles, including 6 sacks, as a senior after leading the team with 70 tackles as a junior...Graduated in December of 2007 with a degree in communications.

**K JASON REDA 13**

HEIGHT: 6-1
WEIGHT: 200
COLLEGE: Illinois
BIRTHDATE: Aug. 16, 1985
HOW ACQUIRED: FA - '08
YEAR WITH BROWNS: R
YEAR IN NFL: R

CAREER TRANSACTIONS: Signed by Cleveland as an undrafted rookie free agent on May 1, 2008.

COLLEGE: Four-year starter who set Illinois' career record for scoring with 267 points...Career field goal percentage was 73.9 percent, which ranks fourth on the school list...Hit 114-of-116 career extra points, which ranks third in Illinois history (98.3 percent)... Tied for fifth in the Big Ten in field goals with 1.23 per game...A 2007 Lou Groza Award Semifinalist after connecting on 16-of-18 FGs and 44-of-45 PATs... Nailed all 24 PATs attempts as a junior in 2006 and hit 15-of-19 FGs...Career long field goal was 52-yards against Indiana in 2005...Connected on 13-of-20 FG attempts and was successful on all 20 PATs in 2005... Hit 26-of-27 extra point attempts and was 7-of-12 on field goal attempts in 2004.

PERSONAL: Born Aug. 16, 1985...Full name is Jason Gerard Reda...Son of Gerard and Kim Reda...Majored in speech communications...Letter winner in both football and soccer at Rock Island (Ill.) High School... Named to All-State, All-Conference and All-Metro teams in football and was an All-Conference and All-Sectional performer in soccer.

**DL BRIAN SCHAEFERING 67**

HEIGHT: 6-4
WEIGHT: 295
COLLEGE: Lindenwood
BIRTHDATE: Aug. 20, 1983
HOW ACQUIRED: FA - '08
YEAR WITH BROWNS: R
YEAR IN NFL: R

CAREER TRANSACTIONS: Signed by Cleveland as an undrafted rookie free agent on May 1, 2008.

COLLEGE: Played one season for Lindenwood in 2007 after transferring from Illinois...Led the team with 7.5 sacks and was tied for second in the HAAC and 19th in the NAIA with 0.70 sacks a game in 2007... Also recorded 37 tackles, including 19 solo tackles, 9.5 TFL, 1 recovered fumble and 1 blocked kick during 2007...Helped Lindenwood to the NAIA Championship Series...Appeared in 8 games for Illinois in 2004 totaling 19 tackles, 1 sack and 2 forced fumbles.

PERSONAL: Born Aug. 20, 1983, in St. Louis, Mo.

**RB AUSTIN SCOTT 36**

HEIGHT: 5-11
WEIGHT: 225
COLLEGE: Penn State
BIRTHDATE: March 13, 1985
HOW ACQUIRED: FA - '08
YEAR WITH BROWNS: R
YEAR IN NFL: R

CAREER TRANSACTIONS: Signed by Cleveland as an undrafted rookie free agent on May 5, 2008.

COLLEGE: Four-year letter winner who logged 1,323 career yards on 290 carries (4.5 avg.) and 16 TDs... Added 17 career receptions for 123 yards and 2 TDs... Totaled four career 100-yard rushing games...Also gained experience as a kick-off returner...Played in the first five games of the 2007 season and rushed for 302 yards on 69 attempts (4.4 avg.) and 6 rushing TDs... Redshirted the 2006 season...Scored 3 TDs on 66 carries for 273 yards in 2005...Rushed for 312 yards with 2 TDs in 2004...Scored 6 TDs (5 rushing) and totaled 436 yards on the ground as a freshman in 2003.

PERSONAL: Born March 13, 1985 in Nyack, N.Y.... Full name is Austin Timothy Scott...Graduated this past spring with his degree in recreation, park and tourism management...Led Parkland High School to the 2002 Pennsylvania Class AAAA Championship... Broke three state season records with 3,853 rushing yards, 53 TDs and 322 points as a senior...Rushed for 251 yards and 5 TDs in the 34-12 state title game victory over Woodland Hills...The 251 yards set a record for all Pennsylvania state championship games.



**RB TRAVIS THOMAS 34**

HEIGHT: 5-11
 WEIGHT: 215
 COLLEGE: Notre Dame
 BIRTHDATE: Dec. 3, 1984
 HOW ACQUIRED: FA - '08
 YEAR WITH BROWNS: R
 YEAR IN NFL: R

CAREER TRANSACTIONS: Signed by Cleveland as an undrafted rookie free agent on May 1, 2008.

COLLEGE: Played in 46 games for the Irish, starting 14 contests, including 10 starts in 2006 as a linebacker... During his career rushed for 409 yards on 128 carries with 12 TDs and 5 receptions for 39 yards...Recorded 35 tackles, including 22 solo, 5 TFL and 1 sack during his one-year stint as an outside linebacker... Played primarily running back for three seasons and linebacker for one year, while contributing to multiple units of the special teams all four years...Led the Irish with 5 rushing touchdowns, while adding 58 rushing yards on 27 carries in 2007...Served as captain of the special teams for two years and started at linebacker in 2006...Voted a team captain as a senior and fifth-year senior, becoming just the 16th player in Notre Dame history to be a two-time captain of the football team... Logged 5 TDs and 248 yards rushing in 2005...Had 25 rushing yards and 3 receptions for 30 yards in 2004... Did not see any playing time as a rookie running back in 2003.

PERSONAL: Born Dec. 3, 1984, in Washington, Pa... Full name is Travis John Thomas...Graduated in May 2007 from the Mendoza College of Business, with a degree in management consulting...Rushed for 1,176 yards and 18 TDs as a senior in 2002 at Washington (Pa.) High School...Finished with 2,730 career rushing yards and 56 TDs.

**OL ERIC YOUNG 68**

HEIGHT: 6-3
 WEIGHT: 305
 COLLEGE: Tennessee
 BIRTHDATE: Nov. 22, 1983
 HOW ACQUIRED: FA - '08
 YEAR WITH BROWNS: R
 YEAR IN NFL: R

CAREER TRANSACTIONS: Signed by Cleveland as an undrafted rookie free agent on May 1, 2008.

COLLEGE: Two-year starter who picked up 23 starts in 33 contests...In his last two seasons as a starter, produced 148 knockdowns, an average of 7.05 per game...Registered 58 knockdowns with 11 touch-down-resulting blocks in 2007 despite missing the final six games with an injury...Started all thirteen games at right offensive tackle in 2006 and was part of an offensive line that allowed only 19 sacks on 491 pass plays.

PERSONAL: Born Nov. 22, 1983, in Union, S.C... Graduated in December of 2007 with a double major in political science and psychology...Totaled 33 knock-down blocks as a senior and had 183 during his three-year career at Union High...Played in three state championship games, winning two and compiling a 40-5 record in the Class AAA ranks during that span... Also lettered in track, winning the state shot put competition (54'6) as a junior.



CLEVELAND BROWNS 2008 MEDIA GUIDE

NO	NAME	POS	HT	WT	DOB	AGE	EXP	COLLEGE	HOMETOWN	HOW ACQ
20	Adams, Mike	DB	5-11	195	03/24/81	27	5	Delaware	Paterson, N.J.	UFA (S.F.) - '07
41	Ali, Charles	FB	6-2	255	08/23/84	23	2	Arkansas-Pine Bluff	St. Louis, Mo.	FA - '07
3	Anderson, Derek	QB	6-6	230	06/15/83	25	4	Oregon State	Portland, Ore.	W (Bal.) - '05
23	Baxter, Gary	DB	6-2	220	11/24/78	29	8	Baylor	Tyler, Texas	UFA (Bal.) - '05
58	Bell, Beau	LB	6-1	250	05/26/86	22	R	UNLV	Tustin, Calif.	D4a - '08
75	Bennett, Nathan	OL	6-4	315	01/19/84	24	R	Clemson	Dallas, Ga.	FA - '08
38	Cargile, Steve	DB	6-2	210	06/02/82	26	2	Columbia	Cleveland, Ohio	W (Den.) - '08
85	Cieslak, Brad	TE	6-3	260	07/01/82	25	3	Northern Illinois	Long Grove, Ill.	FA - '07
25	Cousin, Terry	DB	5-9	185	04/11/75	33	12	South Carolina	Miami, Fla.	UFA (Jack.) - '08
16	Cribbs, Joshua	WR	6-1	215	06/09/83	24	4	Kent State	Washington, D.C.	FA - '05
37	Davis, AJ	DB	5-10	190	05/29/83	24	1	North Carolina State	Durham, N.C.	FA - '07
54	Davis, Andra	LB	6-1	250	12/23/78	29	7	Florida	Live Oak, Fla.	D5 - '02
4	Dawson, Phil	K	5-11	200	01/23/75	33	10	Texas	Dallas, Texas	FA - '99
87	Dinkins, Darnell	TE	6-4	260	01/20/77	31	7	Pittsburgh	Pittsburgh, Pa.	UFA (Bal.) - '06
11	Dorsey, Ken	QB	6-4	215	04/22/81	27	6	Miami (Fla.)	Orinda, Calif.	FA - '07
17	Edwards, Braylon	WR	6-3	215	02/21/83	25	4	Michigan	Detroit, Mich.	D1 - '05
66	Fraleigh, Hank	OL	6-2	310	09/21/77	30	9	Robert Morris	Gaithersburg, Md.	Tr. (Phi.) - '06
62	Friedman, Lennie	OL	6-3	290	08/13/76	31	10	Duke	Milford, N.J.	Tr. (Chi.) - '06
53	Griffin, Kris	LB	6-3	245	05/27/81	27	4	Indiana (Pa.)	Beaver, Pa.	W (K.C.) - '07
70	Hadnot, Rex	OL	6-2	320	01/28/82	26	5	Houston	Lufkin, Texas	UFA (Mia.) - '08
96	Hall, Alex	LB	6-5	250	08/17/85	22	R	St. Augustine	Glenarden, Md.	D7 - '08
35	Harrison, Jerome	RB	5-9	205	02/26/83	25	3	Washington State	Kalamazoo, Mich.	D5a - '06
82	Heiden, Steve	TE	6-5	270	09/21/76	31	10	South Dakota St.	Rushford, Minn.	Tr. (S.D.) - '02
5	Hill, Efrem	WR	6-0	185	07/23/83	24	1	Samford	Atlanta, Ga.	W. (T.B.) - '07
89	Hubbard, Paul	WR	6-2	225	06/12/85	23	R	Wisconsin	Colorado Springs, Colo.	D6b - '08
52	Jackson, D'Qwell	LB	6-0	240	09/26/83	24	3	Maryland	Largo, Fla.	D2 - '06
42	James, Mil'Von	DB	5-10	195	09/15/85	22	R	UNLV	Los Angeles, Calif.	FA - '08
43	Jenkins, Damon	DB	5-10	195	03/10/85	23	R	Fresno State	Concord, Calif.	FA - '08
26	Jones, Sean	DB	6-1	220	03/02/82	26	5	Georgia	Atlanta, Ga.	D2 - '04
84	Jurevicius, Joe	WR	6-5	230	12/23/74	33	11	Penn State	Mentor, Ohio	UFA (Sea.) - '06
48	Kapanui, Kolomona	TE	6-3	270	11/13/83	24	R	West Texas A&M	Palolo, Hawaii	FA - '08
88	Kasper, Kevin	WR	6-1	200	12/23/77	30	5	Iowa	Hinsdale, Ill.	FA - '08
30	Lawson, Gerard	DB	5-10	195	01/12/85	23	R	Oregon State	Las Vegas, Nev.	FA - '08
78	Lee, James	OL	6-4	305	08/17/85	22	R	South Carolina State	Belle Glade, Fla.	FA - '08
9	Leggett, Lance	WR	6-3	200	02/11/85	23	R	Miami (Fla.)	Bartow, Fla.	FA - '08
93	Leonard, Louis	DL	6-4	325	07/16/84	23	2	Fresno State	Los Angeles, Calif.	W (St. L.) - '07
31	Lewis, Jamal	RB	5-11	245	08/26/79	28	9	Tennessee	Atlanta, Ga.	UFA (Bal.) - '07
63	Louis, Cliff	OL	6-8	315	08/24/84	23	1	Morgan State	Stanford, Ct.	FA - '07
22	McDonald, Brandon	DB	5-10	185	08/26/85	22	2	Memphis	Collins, Miss.	D5 - '07
55	McGinest, Willie	LB	6-5	270	12/11/71	36	15	USC	Long Beach, Calif.	UFA (N.E.) - '06
68	McKinney, Seth	OL	6-3	310	06/12/79	29	7	Texas A&M	Centerville, Texas	UFA (Mia.) - '07
90	McMillan, David	LB	6-3	245	09/20/81	26	4	Kansas	Killeen, Texas	D5 - '05
74	Morse, Derrick	OL	6-4	324	02/22/85	23	R	Miami (Fla.)	Fort Myers, Fla.	FA - '08
51	Orr, Shantee	LB	6-1	245	05/28/81	27	5	Michigan	Detroit, Mich.	UFA (Jack.) - '08
59	Ortiz, Chase	LB	6-2	255	05/22/85	23	R	Texas Christian	League City, Texas	FA - '08
56	Peek, Antwan	LB	6-3	250	10/29/79	28	6	Cincinnati	Cincinnati, Ohio	UFA (Hou.) - '07
40	Perry, Jerome	DB	6-0	200	12/15/81	26	3	Eastern Michigan	Saginaw, Mich.	FA - '08
50	Philip, Marvin	OL	6-1	300	02/03/82	26	3	California	Redwood City, Calif.	W (Pitt.) - '07
97	Pittman, Chase	DE	6-5	300	03/15/83	24	1	LSU	Minden, La.	D7a - '07
64	Pontbriand, Ryan	LS	6-2	255	10/01/79	28	6	Rice	Houston, Texas	D5a - '03
21	Pool, Brodney	DB	6-2	205	05/24/84	24	4	Oklahoma	Houston, Texas	D2 - '05
60	Purcell, Melita	DE	6-5	295	02/05/84	24	1	Hawaii	Leone, American Samoa	D6 - '07

PLAYERS
Alphabetical Roster



NO	NAME	POS	HT	WT	AGE	EXP	COLLEGE	HOMETOWN	HOW ACC	
10	Quinn, Brady	QB	6-3	235	10/27/84	23	2	Notre Dame	Dublin, Ohio	D1b - '07
13	Reda, Jason	K	6-1	200	08/16/85	22	R	Illinois	Rock Island, Ill.	FA - '08
92	Rogers, Shaun	DL	6-4	350	03/12/79	29	8	Texas	LaPorte, Texas	Tr. (Det.) - '08
71	Rubin, Ahtyba	DL	6-2	330	07/25/86	21	R	Iowa State	Fort Belvoir, Virg.	D6a - '08
86	Rucker, Martin	TE	6-4	260	05/04/85	23	R	Missouri	St. Joseph, Mo.	D4b - '08
83	Sanders, Steve	WR	6-3	205	12/23/82	25	1	Bowling Green	Cleveland, Ohio	FA - '06
28	Sandy, Justin	DB	6-0	205	02/22/82	26	2	Northern Iowa	Wayne, Neb.	FA - '07
67	Schaefering, Brian	DL	6-4	295	08/20/83	24	R	Lindenwood	St. Louis, Mo.	FA - '08
36	Scott, Austin	RB	5-11	225	03/13/85	23	R	Penn State	Nyack, N.Y.	FA - '08
77	Shaffer, Kevin	OL	6-5	315	03/02/80	28	7	Tulsa	Salisbury, Md.	UFA (Atl.) - '06
98	Smith, Robaire	DL	6-4	310	11/15/77	30	9	Michigan State	Flint, Mich.	UFA (Ten.) - '07
91	Smith, Shaun	DL	6-2	325	08/19/81	26	5	South Carolina	Brooklyn, N.Y.	RFA (Cin.) - '07
27	Sorensen, Nick	DB	6-3	210	07/31/78	29	8	Virginia Tech	Winter Haven, Fla.	FA - '07
61	Sowells, Isaac	OL	6-3	320	05/04/82	26	3	Indiana	Louisville, Ky.	D4b - '06
18	Stallworth, Donte	WR	6-0	200	11/10/80	27	7	Tennessee	Sacramento, Calif.	UFA (N.E.) - '08
65	Steinbach, Eric	OL	6-6	295	04/04/80	28	6	Iowa	Lockport, Ill.	UFA (Cin.) - '07
12	Stephens, Syndric	WR	5-9	200	12/06/84	23	1	Arizona	Bryan, Texas	D7b - '07
73	Thomas, Joe	OL	6-6	305	12/04/84	23	2	Wisconsin	Brookfield, Wisc.	D1a - '07
34	Thomas, Travis	RB	5-11	215	12/03/84	23	R	Notre Dame	Washington, Pa.	FA - '08
72	Tucker, Ryan	OL	6-6	315	06/12/75	33	12	TCU	Midland, Texas	UFA (Stt.) - '02
47	Vickers, Lawrence	FB	6-0	250	05/08/83	25	3	Colorado	Houston, Texas	D6a - '06
79	West, Zach	DL	6-5	315	04/27/84	23	1	Texas-El Paso	Ocala, Fla.	FA - '07
99	Williams, Corey	DL	6-4	320	08/17/80	27	5	Arkansas State	Camden, Ark.	Tr. (G.B.) - '08
94	Williams, Leon	LB	6-2	250	07/30/83	24	3	Miami (Fla.)	Brooklyn, N.Y.	D4a - '06
81	Wilson, Travis	WR	6-1	210	02/11/84	24	3	Oklahoma	Carrollton, Texas	D3 - '06
95	Wimbley, Kamerion	LB	6-3	255	10/13/83	24	3	Florida State	Wichita, Kan.	D1 - '06
80	Winslow, Kellen	TE	6-4	250	07/21/83	24	5	Miami (Fla.)	San Diego, Calif.	D1 - '04
24	Wright, Eric	DB	5-10	190	07/24/85	22	2	UNLV	San Francisco, Calif.	D2 - '07
29	Wright, Jason	RB	5-10	215	07/12/82	25	4	Northwestern	Diamond Bar, Calif.	FA - '05
15	Zastudil, Dave	P	6-3	220	10/26/78	29	7	Ohio University	Bay Village, Ohio	UFA (Bal.) - '06

RESERVE-INJURED (IR): (1)

39 Holly, Daven DB 5-10 185 08/08/82 25 4 Cincinnati Clairton, Pa. FA - '06

RESERVE-NON FOOTBALL INJURY (NFI): (1)

69 Young, Eric OL 6-3 310 11/22/83 24 R Tennessee Union, S.C. FA - '08

HEAD COACH: Romeo Crennel

ASSISTANTS: Rob Chudzinski (Offensive Coordinator), Mel Tucker (Defensive Coordinator), Ted Daisher (Special Teams Coordinator), Dave Atkins (Senior Offensive Assistant Coach), Chris Caminiti (Assistant Special Teams), Wes Chandler (Wide Receivers Coach), Alan DeGennaro (Assistant Strength and Conditioning Coach), Mike Haluchak (Linebackers Coach), Umberto Leone (Defensive Quality Control Coach), Anthony Lynn (Running Backs Coach), Steve Marshall (Offensive Line Coach), Richard McNutt (Assistant Defensive Backs), Randy Melvin (Defensive Line Coach), Tom Myslinski (Strength and Conditioning Coach), Alfredo Roberts (Tight Ends Coach), Rip Scherer (Assistant Head Coach and Quarterbacks Coach), Mike Sullivan (Assistant Offensive Line Coach), Bob Trott (Defensive Assistant Coach), Cory Udlin (Defensive Backs Coach), Frank Verducci (Offensive Assistant)



CLEVELAND BROWNS 2008 MEDIA GUIDE

PLAYERS
Numerical Roster

NO	NAME	POS	HT	WT	DOB	AGE	EXP	COLLEGE	HOMETOWN	HOW ACQ
3	Anderson, Derek	QB	6-6	230	06/15/83	25	4	Oregon State	Portland, Ore.	W (Bal.) - '05
4	Dawson, Phil	K	5-11	200	01/23/75	33	10	Texas	Dallas, Texas	FA - '99
5	Hill, Efreem	WR	6-0	185	07/23/83	24	1	Samford	Atlanta, Ga.	W (T.B.) - '07
9	Leggett, Lance	WR	6-3	200	02/11/85	23	R	Miami (Fla.)	Bartow, Fla.	FA - '08
10	Quinn, Brady	QB	6-3	235	10/27/84	23	2	Notre Dame	Dublin, Ohio	D1b - '07
11	Dorsey, Ken	QB	6-4	215	04/22/81	27	6	Miami (Fla.)	Orinda, Calif.	FA - '07
12	Steptoe, Syndric	WR	5-9	200	12/06/84	23	1	Arizona	Bryan, Texas	D7b - '07
13	Reda, Jason	K	6-1	200	08/16/85	22	R	Illinois	Rock Island, Ill.	FA - '08
15	Zastudil, Dave	P	6-3	220	10/26/78	29	7	Ohio University	Bay Village, Ohio	UFA (Bal.) - '06
16	Cribbs, Joshua	WR	6-1	215	06/09/83	24	4	Kent State	Washington, D.C.	FA - '05
17	Edwards, Braylon	WR	6-3	215	02/21/83	25	4	Michigan	Detroit, Mich.	D1 - '05
18	Stallworth, Donte'	WR	6-0	200	11/10/80	27	7	Tennessee	Sacramento, Calif.	UFA (N.E.) - '08
20	Adams, Mike	DB	5-11	195	03/24/81	27	5	Delaware	Paterson, N.J.	UFA (S.F.) - '07
21	Pool, Brodney	DB	6-2	205	05/24/84	24	4	Oklahoma	Houston, Texas	D2 - '05
22	McDonald, Brandon	DB	5-10	185	08/26/85	22	2	Memphis	Collins, Miss.	D5 - '07
23	Baxter, Gary	DB	6-2	220	11/24/78	29	8	Baylor	Tyler, Texas	UFA (Bal.) - '05
24	Wright, Eric	DB	5-10	190	07/24/85	22	2	UNLV	San Francisco, Calif.	D2 - '07
25	Cousin, Terry	DB	5-9	185	04/11/75	33	12	South Carolina	Miami, Fla.	UFA (Jack.) - '08
26	Jones, Sean	DB	6-1	220	03/02/82	26	5	Georgia	Atlanta, Ga.	D2 - '04
27	Sorensen, Nick	DB	6-3	210	07/31/78	29	8	Virginia Tech	Winter Haven, Fla.	FA - '07
28	Sandy, Justin	DB	6-0	205	02/22/82	26	2	Northern Iowa	Wayne, Neb.	FA - '07
29	Wright, Jason	RB	5-10	215	07/12/82	25	4	Northwestern	Diamond Bar, Calif.	FA - '05
30	Lawson, Gerard	DB	5-10	195	01/12/85	23	R	Oregon State	Las Vegas, Nev.	FA - '08
31	Lewis, Jamal	RB	5-11	245	08/26/79	28	9	Tennessee	Atlanta, Ga.	UFA (Bal.) - '07
34	Thomas, Travis	RB	5-11	215	12/03/84	23	R	Notre Dame	Washington, Pa.	FA - '08
35	Harrison, Jerome	RB	5-9	205	02/26/83	25	3	Washington State	Kalamazoo, Mich.	D5a - '06
36	Scott, Austin	RB	5-11	225	03/13/85	23	R	Penn State	Nyack, N.Y.	FA - '08
37	Davis, AJ	DB	5-10	190	05/29/83	24	1	North Carolina State	Durham, N.C.	FA - '07
38	Cargile, Steve	DB	6-2	210	06/02/82	26	2	Columbia	Cleveland, Ohio	W (Den.) - '08
40	Perry, Jerome	DB	6-0	200	12/15/81	26	3	Eastern Michigan	Saginaw, Mich.	FA - '08
41	Ali, Charles	FB	6-2	255	08/23/84	23	2	Arkansas-Pine Bluff	St. Louis, Mo.	FA - '07
42	James, Mil'Von	DB	5-10	195	09/15/85	22	R	UNLV	Los Angeles, Calif.	FA - '08
43	Jenkins, Damon	DB	5-10	195	03/10/85	23	R	Fresno State	Concord, Calif.	FA - '08
47	Vickers, Lawrence	FB	6-0	250	05/08/83	25	3	Colorado	Houston, Texas	D6a - '06
48	Kapanui, Kolomona	TE	6-3	270	11/13/83	24	R	West Texas A&M	Paolo, Hawaii	FA - '08
50	Philip, Marvin	OL	6-1	300	02/03/82	26	3	California	Redwood City, Calif.	W (Pitt.) - '07
51	Orr, Shantee	LB	6-1	245	05/28/81	27	5	Michigan	Detroit, Mich.	UFA (Jack.) - '08
52	Jackson, D'Owell	LB	6-0	240	09/26/83	24	3	Maryland	Largo, Fla.	D2 - '06
53	Griffin, Kris	LB	6-3	245	05/27/81	27	4	Indiana (Pa.)	Beaver, Pa.	W (K.C.) - '07
54	Davis, Andra	LB	6-1	250	12/23/78	29	7	Florida	Live Oak, Fla.	D5 - '02
55	McGinest, Willie	LB	6-5	270	12/11/71	36	15	USC	Long Beach, Calif.	UFA (N.E.) - '06
56	Peek, Antwan	LB	6-3	250	10/29/79	28	6	Cincinnati	Cincinnati, Ohio	UFA (Hou.) - '07
58	Bell, Beau	LB	6-1	250	05/26/86	22	R	UNLV	Tustin, Calif.	D4a - '08
59	Ortiz, Chase	LB	6-2	255	05/22/85	23	R	Texas Christian	League City, Texas	FA - '08
60	Purcell, Melia	DE	6-5	295	02/05/84	24	1	Hawaii	Leone, American Samoa	D6 - '07
61	Sowells, Isaac	OL	6-3	320	05/04/82	26	3	Indiana	Louisville, Ky.	D4b - '06
62	Friedman, Lennie	OL	6-3	290	09/13/76	31	10	Duke	Milford, N.J.	Tr. (Chi.) - '06
63	Louis, Cliff	OL	6-8	315	08/24/84	23	1	Morgan State	Stanford, Ct.	FA - '07
64	Pontbriand, Ryan	LS	6-2	255	10/01/79	28	6	Rice	Houston, Texas	D5a - '03
65	Steinbach, Eric	OL	6-6	295	04/04/80	28	6	Iowa	Lockport, Ill.	UFA (Cin.) - '07
66	Fraleigh, Hank	OL	6-2	310	09/21/77	30	9	Robert Morris	Gaithersburg, Md.	Tr. (Phi.) - '06
67	Schaefering, Brian	DL	6-4	295	08/20/83	24	R	Lindenwood	St. Louis, Mo.	FA - '08



NO	NAME	POS	HT	WT	DOB	AGE	EXP	COLLEGE	HOMETOWN	HOW ACQ
68	McKinney, Seth	OL	6-3	310	06/12/79	29	7	Texas A&M	Centerville, Texas	UFA (Mia.) - '07
70	Hadnot, Rex	OL	6-2	320	01/28/82	26	5	Houston	Lufkin, Texas	UFA (Mia.) - '08
71	Rubin, Ahtyba	DL	6-2	330	07/25/86	21	R	Iowa State	Fort Belvoir, Virg.	D6a - '08
72	Tucker, Ryan	OL	6-6	315	06/12/75	33	12	TCU	Midland, Texas	UFA (St.) - '02
73	Thomas, Joe	OL	6-6	305	12/04/84	23	2	Wisconsin	Brookfield, Wisc.	D1a - '07
74	Morse, Derrick	OL	6-4	324	02/22/85	23	R	Miami (Fla.)	Fort Myers, Fla.	FA - '08
75	Bennett, Nathan	OL	6-4	315	01/19/84	24	R	Clemson	Dallas, Ga.	FA - '08
77	Shaffer, Kevin	OL	6-5	315	03/02/80	28	7	Tulsa	Salisbury, Md.	UFA (Atl.) - '06
78	Lee, James	OL	6-4	305	08/17/85	22	R	South Carolina State	Bella Glade, Fla.	FA - '08
79	West, Zach	DL	6-5	315	04/27/84	23	1	Texas-El Paso	Ocala, Fla.	FA - '07
80	Winslow, Kellen	TE	6-4	250	07/21/83	24	5	Miami (Fla.)	San Diego, Calif.	D1 - '04
81	Wilson, Travis	WR	6-1	210	02/11/84	24	3	Oklahoma	Carrollton, Texas	D3 - '06
82	Heiden, Steve	TE	6-5	270	09/21/76	31	10	South Dakota St.	Rushford, Minn.	Tr. (S.D.) - '02
83	Sanders, Steve	WR	6-3	205	12/23/82	25	1	Bowling Green	Cleveland, Ohio	FA - '06
84	Jurevicius, Joe	WR	6-5	230	12/23/74	33	11	Penn State	Mentor, Ohio	UFA (Sea.) - '06
85	Cieslak, Brad	TE	6-3	260	07/01/82	25	3	Northern Illinois	Long Grove, Ill.	FA - '07
86	Rucker, Martin	TE	6-4	260	05/04/85	23	R	Missouri	St. Joseph, Mo.	D4b - '08
87	Dinkins, Darnell	TE	6-4	260	01/20/77	31	7	Pittsburgh	Pittsburgh, Pa.	UFA (Bal.) - '06
88	Kasper, Kevin	WR	6-1	200	12/23/77	30	5	Iowa	Hinsdale, Ill.	FA - '08
89	Hubbard, Paul	WR	6-2	225	06/12/85	22	R	Wisconsin	Colorado Springs, Colo.	D6b - '08
90	McMillan, David	LB	6-3	245	09/20/81	26	4	Kansas	Killeen, Texas	D5 - '05
91	Smith, Shaun	DL	6-2	325	08/19/81	26	5	South Carolina	Brooklyn, N.Y.	RFA (Cin.) - '07
92	Rogers, Shaun	DL	6-4	350	03/12/79	29	8	Texas	LaPorte, Texas	Tr. (Det.) - '08
93	Leonard, Louis	DL	6-4	325	07/16/84	23	2	Fresno State	Los Angeles, Calif.	W. (St. L.) - '07
94	Williams, Leon	LB	6-2	250	07/30/83	24	3	Miami (Fla.)	Brooklyn, N.Y.	D4a - '06
95	Wimbley, Kameron	LB	6-3	255	10/13/83	24	3	Florida State	Wichita, Kan.	D1 - '06
96	Hall, Alex	LB	6-5	250	08/17/85	22	R	St. Augustine	Glenarden, Md.	D7 - '08
97	Pittman, Chase	DE	6-5	300	03/15/83	24	1	LSU	Minden, La.	D7a - '07
98	Smith, Robaire	DL	6-4	310	11/15/77	30	9	Michigan State	Flint, Mich.	UFA (Ten.) - '07
99	Williams, Corey	DL	6-4	320	08/17/80	27	5	Arkansas State	Camden, Ark.	Tr. (G.B.) - '08

RESERVE-INJURED (IR): (1)

39	Holly, Daven	DB	5-10	185	08/08/82	25	4	Cincinnati	Clairton, Pa.	FA - '06
----	--------------	----	------	-----	----------	----	---	------------	---------------	----------

RESERVE-NON FOOTBALL INJURY (NFI): (1)

69	Young, Eric	OL	6-3	310	11/22/83	24	R	Tennessee	Union, S.C.	FA - '08
----	-------------	----	-----	-----	----------	----	---	-----------	-------------	----------

HEAD COACH: Romeo Crennel

ASSISTANTS: **Rob Chudzinski** (Offensive Coordinator), **Mel Tucker** (Defensive Coordinator), **Ted Daisher** (Special Teams Coordinator), **Dave Atkins** (Senior Offensive Assistant Coach), **Chris Caminiti** (Assistant Special Teams), **Wes Chandler** (Wide Receivers Coach), **Alan DeGennaro** (Assistant Strength and Conditioning Coach), **Mike Haluchak** (Linebackers Coach), **Umberto Leone** (Defensive Quality Control Coach), **Anthony Lynn** (Running Backs Coach), **Steve Marshall** (Offensive Line Coach), **Richard McNutt** (Assistant Defensive Backs), **Randy Melvin** (Defensive Line Coach), **Tom Myslinski** (Strength and Conditioning Coach), **Alfredo Roberts** (Tight Ends Coach), **Rip Scherer** (Assistant Head Coach and Quarterbacks Coach), **Mike Sullivan** (Assistant Offensive Line Coach), **Bob Trott** (Defensive Assistant Coach), **Cory Udlin** (Defensive Backs Coach), **Frank Verducci** (Offensive Assistant)



JANUARY 7

Offensive Coordinator **Rob Chudzinski** signed to a two-year contract extension.

JANUARY 11

Defensive Coordinator **Todd Grantham** will not be retained for 2008.

JANUARY 12

Mel Tucker named as Defensive Coordinator. **Cory Undlin** named Defensive Backs Coach.

JANUARY 29

Head Coach **Romeo Crennel** signed a two year contract extension (through 2011).

FEBRUARY 21

RB-**Jamal Lewis** agreed to terms on a three-year contract.

FEBRUARY 27

DE-**Orpheus Roye** contract terminated.

FEBRUARY 28

RB-**Kory Chapman** signed as Reserve/Future free agent. TE-**Brad Cieslak** signed as Reserve/Future free agent. DB-**AJ Davis** signed as Reserve/Future free agent. WR-**Kevin Kasper** signed as Reserve/Future free agent. OL-**Cliff Louis** signed as Reserve/Future free agent. DL-**Chase Pittman** signed as Reserve/Future free agent. WR-**Steve Sanders** signed as Reserve/Future free agent. WR-**Syndric Steptoe** signed as Reserve/Future free agent. DL-**Zach West** signed as Reserve/Future free agent.

FEBRUARY 29

QB-**Derek Anderson** agrees to terms on a three-year contract. Browns trade the 2008 second-round draft choice to Green Bay for DE-**Corey Williams** and agree with **Corey Williams** on a six-year contract.

MARCH 1

WR-**Donte' Stallworth** signed to a seven-year contract.

MARCH 4

Browns trade DB-**Leigh Bodden** and the 2008 third-round draft choice to Detroit for DL-**Shaun Rogers** and agree to terms on a six-year contract with **Shaun Rogers**. S-**Nick Sorensen** signed to a three-year contract.

MARCH 10

OL-**Rex Hadnot** signed to a two-year contract.

MARCH 11

OL-**Lennie Friedman** signed to a one-year contract.

MARCH 13

FB-**Charles Ali** signed to a one-year contract.

DB-**Gary Baxter** signed to a one-year contract.

MARCH 21

LB-**Shantee Orr** agreed to terms on a one-year contract.

MARCH 26

LB-**Kris Griffin** signed to a one-year contract.

MARCH 27

Named **Richard McNutt** as assistant defensive backs coach. Named **Chris Caminiti** as assistant special teams coach.

MARCH 28

OL-**Seth McKinney** signed to a one-year contract.

APRIL 27

Browns trade their 2008 fourth round selection (122nd overall) and their 2008 fifth round selection (155th overall) to Dallas for the 104th selection in the fourth round. Selected LB-**Beau Bell** in the fourth round (104th overall) in the 2008 NFL Draft. Browns trade their 2009 third-round selection to Dallas for the 111th overall selection in the fourth round. Selected TE-**Martin Rucker** in the fourth round (111th overall) in the 2008 NFL Draft. Selected DL-**Ahtyba Rubin** in the sixth round (190th overall) in the 2008 NFL Draft. Browns trade their 2009 fifth round selection to Philadelphia for the 191st overall selection in the sixth round. Selected WR-**Paul Hubbard** in the sixth round (191st overall) in the 2008 NFL Draft. Selected LB-**Alex Hall** in the seventh round (231st overall) in the 2008 NFL Draft.

APRIL 30

DB-**Steve Cargile** claimed via waivers from Denver.

APRIL 30

LB-**Jermaine Dias** signed as an undrafted rookie free agent. DB-**Jerrid Gaines** signed as an undrafted rookie free agent. DB-**Justin Harrison** signed as an undrafted rookie free agent. QB-**Craig Hormann** signed as an undrafted rookie free agent. TE-**Kolomona Kapanui** signed as an undrafted rookie free agent. DB-**Gerard Lawson** signed as an undrafted rookie free agent. OL-**James Lee** signed as an undrafted rookie free agent. WR-**Lance Leggett** signed as an undrafted rookie free agent. DL-**Chase Ortiz** signed as an undrafted rookie free agent. OL-**Robert Powell** signed as an undrafted rookie free agent. K-**Jason Reda** signed as an undrafted rookie free agent. DL-**Brian Schaefering** signed as an undrafted rookie free agent. DB-**Darnell Terrell** signed as an undrafted rookie free agent. RB-**Travis Thomas** signed as an undrafted rookie free agent. OL-**Eric Young** signed as an undrafted rookie free agent.

MAY 5

RB-**Kory Chapman** waived. LB-**Jermaine Dias** waived. DB-**Jerrid Gaines** waived. DB-**Justin Harrison** waived. QB-**Craig Hormann** waived. OL-**Robert Powell** waived. OL-**Eric Young** waived.

MAY 5

OL-**Nathan Bennett** signed as a free agent. WR-**Nate Hughes** signed as a free agent. DB-**Mil'Von James** signed as a free agent. DB-**Damon Jenkins** signed as a free agent. LB-**Asa Matthews** signed as a free agent. LB-**Xavier Mitchell** signed as a free agent. RB-**Austin Scott** signed as a free agent.

MAY 14

DB-**Kenny Wright** contract terminated.

MAY 15

DB-**Jerome Perry** signed to a one-year contract.

MAY 21

DB-**Daven Holly** signed to a one-year contract.

MAY 22

DB-**Daven Holly** waived-Injured. LB-**Asa Matthews** waived.

MAY 23

DB-**Terry Cousin** signed to a two-year contract.


JUNE 11

OL-**LaCharles Bentley** contract terminated.

JUNE 17

WR-**Nate Hughes** waived. LB-**Xavier Mitchell** waived. DB-**Darnell Terrell** waived. OL-**Derrick Morse** signed as a free agent.





2007 REVIEW

THE NAME ON THE DOOR IS CLEVELAND | KAMERION WIMBLEY



2007 AMERICAN FOOTBALL CONFERENCE

AFC EAST	W	L	T	PCT	PF	PA	STRK	DIV	CONF
*- New England	16	0	0	1.000	589	274	Won 16	6-0	12-0
Buffalo	7	9	0	.438	252	354	Lost 3	4-2	6-6
NY Jets	4	12	0	.250	268	355	Won 1	2-4	4-8
Miami	1	15	0	.063	267	437	Lost 2	0-6	1-11
AFC NORTH	W	L	T	PCT	PF	PA	STRK	DIV	CONF
y- Pittsburgh	10	6	0	.625	393	269	Lost 1	5-1	7-5
Cleveland	10	6	0	.625	402	382	Won 1	3-3	7-5
Cincinnati	7	9	0	.438	380	385	Won 2	3-3	6-6
Baltimore	5	11	0	.313	275	384	Won 1	1-5	2-10
AFC SOUTH	W	L	T	PCT	PF	PA	STRK	DIV	CONF
z- Indianapolis	13	3	0	.813	450	262	Lost 1	5-1	9-3
x- Jacksonville	11	5	0	.688	411	304	Lost 1	2-4	8-4
x- Tennessee	10	6	0	.625	301	297	Won 3	4-2	7-5
Houston	8	8	0	.500	379	384	Won 1	1-5	5-7
AFC WEST	W	L	T	PCT	PF	PA	STRK	DIV	CONF
y- San Diego	11	5	0	.688	412	284	Won 6	5-1	9-3
Denver	7	9	0	.438	320	409	Won 2	3-3	6-6
Kansas City	4	12	0	.250	226	335	Lost 9	2-4	3-9
Oakland	4	12	0	.250	283	398	Lost 4	2-4	4-8

2007 NATIONAL FOOTBALL CONFERENCE

NFC EAST	W	L	T	PCT	PF	PA	STRK	DIV	CONF
*- Dallas	13	3	0	.813	455	325	Lost 1	4-2	10-2
x- NY Giants	10	6	0	.625	373	351	Lost 1	3-3	7-5
x- Washington	9	7	0	.563	334	310	Won 4	3-3	7-5
Philadelphia	8	8	0	.500	336	300	Won 3	2-4	5-7
NFC NORTH	W	L	T	PCT	PF	PA	STRK	DIV	CONF
z- Green Bay	13	3	0	.813	435	291	Won 1	4-2	9-3
Minnesota	8	8	0	.500	365	311	Lost 2	3-3	6-6
Detroit	7	9	0	.438	346	444	Lost 1	3-3	4-8
Chicago	7	9	0	.438	334	348	Won 2	2-4	4-8
NFC SOUTH	W	L	T	PCT	PF	PA	STRK	DIV	CONF
y- Tampa Bay	9	7	0	.563	334	270	Lost 2	5-1	8-4
Carolina	7	9	0	.438	267	347	Won 1	3-3	7-5
New Orleans	7	9	0	.438	379	388	Lost 2	3-3	6-6
Atlanta	4	12	0	.250	259	414	Won 1	1-5	3-9
NFC WEST	W	L	T	PCT	PF	PA	STRK	DIV	CONF
y- Seattle	10	6	0	.625	393	291	Lost 1	5-1	8-4
Arizona	8	8	0	.500	404	399	Won 2	3-3	5-7
San Francisco	5	11	0	.313	219	364	Lost 1	3-3	4-8
St. Louis	3	13	0	.188	263	438	Lost 4	1-5	3-9

*- division title & home field throughout, z- division title & first round bye, y- division title, x- wild card

PLAYOFF RESULTS

WILD CARD GAMES

Washington Redskins 14 at Seattle Seahawks 35 (January 5, 2008)
 Jacksonville Jaguars 31 at Pittsburgh Steelers 29 (January 5, 2008)
 New York Giants 24 at Tampa Bay Buccaneers 14 (January 6, 2008)
 Tennessee Titans 6 at San Diego Chargers 17 (January 6, 2008)

DIVISIONAL PLAYOFFS

Seattle Seahawks 20 at Green Bay Packers 42 (January 12, 2008)
 Jacksonville Jaguars 20 at New England Patriots 31 (January 12, 2008)
 San Diego Chargers 28 at Indianapolis Colts 24 (January 13, 2008)
 New York Giants 21 at Dallas Cowboys 17 (January 13, 2008)



CONFERENCE CHAMPIONSHIPS

San Diego Chargers 12 at New England Patriots 21 (January 20, 2008)

New York Giants 23 at Green Bay Packers 20, OT (January 20, 2008)

SUPER BOWL XLII AT GLENDALE, ARI.

New York Giants 17, New England Patriots 14 (February 3, 2008)

PRO BOWL AT HONOLULU, HAWAII

NFC 42, AFC 30 (February 10, 2008)

CLEVELAND BROWNS 2007 SEASON**PRESEASON (WON 3, LOST 1)**

DATE	OPPONENT	RESULT	SCORE	RECORD	ATTENDANCE
Aug. 11	Kansas City Chiefs	Won	16-12	1-0	70,067
Aug. 18	Detroit Lions	Lost	20-23	1-1	69,761
Aug. 25	at Denver Broncos	Won	17-16	2-1	75,361
Aug. 30	at Chicago Bears	Won	19-9	3-1	61,917

REGULAR SEASON (WON 10, LOST 6)

DATE	OPPONENT	RESULT	SCORE	RECORD	ATTENDANCE
Sept. 9	Pittsburgh Steelers	Lost	7-34	0-1	73,089
Sept. 16	Cincinnati Bengals	Won	51-45	1-1	72,801
Sept. 23	at Oakland Raiders	Lost	24-26	1-2	51,075
Sept. 30	Baltimore Ravens	Won	27-13	2-2	73,024
Oct. 7	at New England Patriots	Lost	17-34	2-3	68,756
Oct. 14	Miami Dolphins	Won	41-31	3-3	73,198
Oct. 28	at St. Louis Rams	Won	27-20	4-3	62,777
Nov. 4	Seattle Seahawks	Won	33-30 (OT)	5-3	72,927
Nov. 11	at Pittsburgh Steelers	Lost	28-31	5-4	64,781
Nov. 18	at Baltimore Ravens	Won	33-30 (OT)	6-4	71,055
Nov. 25	Houston Texans	Won	27-17	7-4	72,730
Dec. 2	at Arizona Cardinals	Lost	21-27	7-5	64,791
Dec. 9	at New York Jets	Won	24-18	8-5	76,822
Dec. 16	Buffalo Bills	Won	8-0	9-5	73,196
Dec. 23	at Cincinnati Bengals	Lost	14-19	9-6	66,023
Dec. 30	San Francisco 49ers	Won	20-7	10-6	73,041

2007 USUAL STARTING LINEUPS

OFFENSE			DEFENSE		
WR	84	Joe Jurevicius	LE	99	Orpheus Roye/
LT	73	Joe Thomas		91	Shaun Smith
LG	65	Eric Steinbach	NT	78	Ethan Kelley/
C	66	Hank Fraley		91	Shaun Smith
RG	68	Seth McKinney/	RE	98	Robaire Smith
	72	Ryan Tucker	LOLB	55	Willie McGinest/
RT	77	Kevin Shaffer		56	Antwan Peek
TE	80	Kellen Winslow	MLB	54	Andra Davis/
WR	17	Braylon Edwards		94	Leon Williams
QB	3	Derek Anderson	WLB	58	D'Qwell Jackson
RB	31	Jamal Lewis	ROLB	95	Kameron Wimbley
FB	47	Lawrence Vickers	LCB	24	Eric Wright
			RCB	28	Leigh Bodden
			SS	26	Sean Jones
			FS	21	Brodney Pool



CLEVELAND BROWNS 2008 MEDIA GUIDE

WON 10, LOST 6

DATE	W/L	SCORE	OPPONENT	ATTEND
9/9	L	7-34	Pittsburgh	73,089
9/16	W	51-45	Cincinnati	72,801
9/23	L	24-26	at Oakland	51,075
9/30	W	27-13	Baltimore	73,024
10/07	L	17-34	at New England	68,756
10/14	W	41-31	Miami	73,198
10/28	W	27-20	at St. Louis	62,777
11/4	W	33-30 OT	Seattle	72,927
11/11	L	28-31	at Pittsburgh	64,781
11/18	W	33-30 OT	at Baltimore	71,055
11/25	W	27-17	Houston	72,730
12/2	L	21-27	at Arizona	64,791
12/9	W	24-18	at New York Jets	76,822
12/16	W	8-0	Buffalo	73,196
12/23	L	14-19	at Cincinnati	66,023
12/30	W	20-7	San Francisco	73,041

TEAM STATISTICS

TOTAL FIRST DOWNS	BROWNS	OPPONENTS
Rushing	315	335
Passing	110	100
Penalty	192	211
3rd Down: Made/Att	86/204	79/215
3rd Down Pct.	42.2	36.7
4th Down: Made/Att	6/15	11/25
4th Down Pct.	40.0	44.0
POSSESSION AVG.	29:10	30:50
TOTAL NET YARDS	5,621	5,753
Avg. Per Game	351.3	359.6
Total Plays	1,004	1,066
Avg. Per Play	5.6	5.4
NET YARDS RUSHING	1,895	2,072
Avg. Per Game	118.4	129.5
Total Rushes	440	460
NET YARDS PASSING	3,726	3,681
Avg. Per Game	232.9	230.1
Sacked/Yards Lost	19/140	28/186
Gross Yards	3,866	3,867
Att./Completions	545/305	578/340
Completion Pct.	56.0	58.8
Had Intercepted	20	17
PUNTS/AVERAGE	69/42.0	69/40.2
NET PUNTING AVG.	69/35.8	69/32.9
PENALTIES/YARDS	114/868	80/581
FUMBLES/BALL LOST	22/9	19/10
TOUCHDOWNS	46	41
Rushing	13	8
Passing	29	29
Returns	4	4

SCORE BY PERIODS	Q1	Q2	Q3	Q4	OT	PTS
BROWNS	60	144	87	105	6	402
OPPONENTS	85	112	82	103	0	382

SCORING	TD	RU	PA	RT	PAT	FG	2PT	PTS
Dawson	0	0	0	0	42/43	26/30	0	120
Edwards	16	0	16	0	0/0	0/0	0	96
Lewis	11	9	2	0	0/0	0/0	0	66
Winslow	5	0	5	0	0/0	0/0	1	32
Jurevicius	3	0	3	0	0/0	0/0	1	20
Anderson	3	3	0	0	0/0	0/0	0	18
Cribbs	3	0	0	3	0/0	0/0	0	18
Vickers	2	0	2	0	0/0	0/0	0	12
Carter	1	0	1	0	0/0	0/0	0	6
Pool	1	0	0	1	0/0	0/0	0	6
J. Wright	1	1	0	0	0/0	0/0	0	6
BROWNS	46	13	29	4	42/43	26/30	2	402
OPPONENTS	41	8	29	4	38/38	32/35	0	382

YDS/

PASSING	ATT	CMP	YDS	CMP%	ATT	TD	TD%	INT	INT%	LONG	SACK	LOST	RATING
Anderson	527	298	3,787	56.5	7.19	29	5.5	19	3.6	78t	14	109	82.5
Frye	10	4	34	40.0	3.40	0	0.0	1	10.0	15	5	31	10.0
Quinn	8	3	45	37.5	5.63	0	0.0	0	0.0	18	0	0	56.8
BROWNS	545	305	3,866	56.0	7.09	29	5.3	20	3.7	78T	19	140	80.7
OPPONENTS	578	340	3,867	58.8	6.69	29	5.0	17	2.9	42	28	186	83.4

2 PT. CONVERSIONS: JUREVICIUS, WINSLOW,

BROWNS: 2/3
OPPONENTS: 1/3

SACKS

Wimbley 5, Peek 4, R. Smith 4, Williams 4, McGinest 3, S. Smith 2, M. Adams 1, Jackson 1, Kelley 1, Thompson 1, E. Wright 1, Jones 0.5, Roye 0.5

BROWNS:28
OPPONENTS: 19

RUSHING	NO	YDS	AVG	LONG	TD
Lewis	298	1,304	4.4	66t	9
J. Wright	60	277	4.6	18	1
Harrison	23	142	6.2	17	0
Anderson	32	70	2.2	11	3
Cribbs	9	61	6.8	18	0
Vickers	15	43	2.9	7	0
Frye	1	1	1.0	1	0
Zastudil	2	-3	-1.5	0	0
BROWNS	440	1,895	4.3	66T	13
OPPONENTS	460	2,072	4.5	37	8

RECEIVING	NO	YDS	AVG	LONG	TD
Winslow	82	1,106	13.5	49	5
Edwards	80	1,289	16.1	78t	16
Jurevicius	50	614	12.3	50	3
Lewis	30	248	8.3	34	2
J. Wright	24	233	9.7	23	0
Vickers	13	91	7.0	25	2
Heiden	12	104	8.7	27	0
Carter	8	117	14.6	22	1
Cribbs	3	37	12.3	18	0
Harrison	2	19	9.5	15	0
Dinkins	1	8	8.0	8	0
BROWNS	305	3,866	12.7	78T	29
OPPONENTS	340	3,867	11.4	42	29

INTERCEPTIONS	NO	YDS	AVG	LONG	TD
Bodden	6	75	12.5	26	0
Jones	5	37	7.4	26	0
Pool	2	103	51.5	100t	1
McDonald	2	0	0.0	0	0
Jackson	1	1	1.0	1	0
E. Wright	1	0	0.0	0	0
BROWNS	17	216	12.7	100T	1
OPPONENTS	20	422	21.1	71T	2

PUNTING	NO	YDS	AVG	NET	TB	IN	LG	B
Zastudil	49	2,046	41.8	34.6	4	14	64	0
Player	13	593	45.6	40.3	2	6	57	0
Ernster	7	256	36.6	35.6	0	2	43	0
BROWNS	69	2,895	42.0	35.8	6	22	64	0
OPPONENTS	69	2,774	40.2	32.9	5	19	69	0

PUNT RETURNS	RET	FC	YDS	AVG	LONG	TD
Cribbs	30	10	405	13.5	76t	1
BROWNS	30	10	405	13.5	76T	1
OPPONENTS	34	8	308	9.1	94T	1

KICKOFF RETURNS	NO	YDS	AVG	LONG	TD
Cribbs	59	1,809	30.7	100t	2
Dinkins	7	62	8.9	19	0
J. Wright	3	49	16.3	20	0
Friedman	2	14	7.0	13	0
Jurevicius	1	9	9.0	9	0
BROWNS	72	1,943	27.0	100T	2
OPPONENTS	76	1,590	20.9	65	0

FIELD GOALS	1-19	20-29	30-39	40-49	50+
Dawson	2/2	9/10	7/8	7/8	1/2
BROWNS	2/2	9/10	7/8	7/8	1/2
OPPONENTS	1/1	12/12	11/11	8/11	0/0

2007 REVIEW
Final Statistics



DEFENSIVE STATISTICS (BASED ON COACHES' FILM)

PLAYER	TACKLES							FUMBLES						
	TOTAL	SOLO	ASST	TFL	SACKS	YDS	PRESS	INTS	YDS	PBU	FOR	REC	SAFETY	TD
D'Qwell Jackson	114	78	33	3	1	7	1	1	1	3	0	1	0	0
Sean Jones	105	47	56	2	0.5	4	5	5	37	3	2	0	0	0
Andra Davis	104	56	39	9	0	0	4	0	0	4	1	0	0	0
Leigh Bodden	92	68	24	0	0	0	0	6	80	14	0	3	0	0
Leon Williams	90	65	23	2	4	20	2	0	0	5	0	0	0	0
Brodney Pool	72	39	32	1	0	0	2	2	103	4	0	0	0	1
Eric Wright	70	52	18	0	1	11	0	1	0	11	0	0	0	0
Kameron Wimbley	65	39	24	2	5	34	20	0	0	0	4	0	0	0
Robaire Smith	64	39	22	3	4	34	7	0	0	1	0	0	0	0
Shaun Smith	63	28	35	0	2	20	4	0	0	2	1	0	0	0
Daven Holly	47	36	11	0	0	0	0	0	0	9	0	1	0	0
Willie McGinest	40	27	11	2	3	12	3	0	0	6	0	1	0	0
Orpheus Roye	34	18	16	0	0.5	1	2	0	0	0	0	0	0	0
Ethan Kelley	27	15	12	0	1	8	3	0	0	0	1	0	0	0
Antwan Peek	24	12	11	1	4	24	9	0	0	5	1	1	0	0
Chau Thompson	19	10	8	1	1	5	0	0	0	2	0	0	0	0
Simon Fraser	17	11	6	0	0	0	1	0	0	1	0	1	0	0
Brandon McDonald	15	9	6	0	0	0	1	2	0	11	0	0	0	0
Mike Adams	10	8	2	0	1	7	1	0	0	2	0	0	0	0
Ted Washington	9	7	2	0	0	0	0	0	0	0	0	0	0	0
Kenny Wright	3	2	1	0	0	0	1	0	0	0	0	0	0	0
Bobby Hamilton	2	2	0	0	0	0	0	0	0	0	0	0	0	0
Louis Leonard	2	1	1	0	0	0	0	0	0	0	0	0	0	0
David McMillan	0	0	0	0	0	0	0	0	0	0	0	0	0	0
BROWNS TOTALS	1,088	669	393	26	28	187	66	17	221	83	10	8	0	1

INTERCEPTIONS (17)

- 6: L. Bodden (2, 12/23/07 at CIN), (1, 10/28/07 at STL), (1, 10/14/07 vs. MIA), (1, 9/30/07 vs. BAL), (1, 9/16/07 vs. CIN)
 5: S. Jones (1, 12/9/07 at NYJ), (1, 12/2/07 at ARI), (1, 11/18/07 at BAL), (1, 11/4/07 vs. SEA), (1, 9/16/07 vs. CIN)
 2: B. Pool (1, 11/18/07 at BAL), (1, 11/11/07 at PIT); B. McDonald (1, 12/9/07 at NYJ), (1, 11/25/07 vs. HOU)
 1: D. Jackson (11/25/07 vs. HOU); E. Wright (10/14/07 vs. MIA)

QB SACKS (28.0)

- 5: K. Wimbley (1, 12/9/07 at NYJ), (1, 11/18/07 at BAL), (1, 10/14/07 vs. MIA), (2, 9/23/07 at OAK)
 4: A. Peek (0.5, 12/9/07 at NYJ), (1, 11/25/07 vs. HOU), (1, 11/11/07 at PIT), (1, 10/14/07 vs. MIA), (0.5, 9/9/07 vs. PIT); R. Smith (2, 11/18/07 at BAL), (1, 11/11/07 at PIT), (9/16/07 vs. CIN); L. Williams (2, 12/30/07 vs. SF), (2, 12/9/07 at NYJ)
 2.5: W. McGinest (2, 12/30/07 vs. SF), (0.5, 11/18/07 at BAL)
 2: S. Smith (1, 11/25/07 vs. HOU), (1, 11/11/07 at PIT)
 1.5: L. Williams (1.5, 12/9/07 at NYJ)
 1: M. Adams (1, 11/18/07 at BAL); D. Jackson (1, 12/30/07 vs. SF); E. Kelley (1, 10/28/07); C. Thompson (0.5, 12/9/07 at NYJ), (0.5, 9/9/07 vs. PIT); E. Wright (1, 11/11/07 at PIT)
 0.5: S. Jones (12/9/07 at NYJ); B. Pool (11/18/07 at BAL); O. Roye (11/18/07 at BAL)

TOUCHDOWNS (1)

- 1: B. Pool (11/18/07 at BAL)

SINGLE-GAME HIGHS

Tackles: 13

*L. Williams (11/18/07 at BAL)

Solo Tackles: 9

*A. Davis (9/9/07 vs. PIT), *D. Jackson (12/9/07 at NYJ), *L. Williams (12/9/07 at NYJ), (11/11/07 at PIT), *E. Wright (11/11/07 at PIT), (9/30/07 vs. BAL)

Assisted Tackles: 8

*S. Jones (9/23/07 at OAK)

Sacks: 2

*W. McGinest (12/30/07 vs. SF), *R. Smith (11/18/07 at BAL), *L. Williams (12/30/07 vs. SF), *K. Wimbley (9/23/07 at OAK)

Interceptions: 2

*L. Bodden (12/23/07 at CIN)

PBUs: 3

*W. McGinest (10/28/07 at STL), *B. McDonald (12/9/07 at NYJ), *E. Wright (12/23/07 at CIN)

Special Teams Tackles: 4

*J. Cribbs (12/30/07 vs. SF), *B. McDonald (11/11/07 at PIT), (10/14/07 vs. MIA), *N. Sorensen (11/18/07 at BAL)

SPECIAL TEAMS STATISTICS

PLAYER	TOTAL	TACKLES		FUMBLES		BLOCKED			SAFETY	
		SOLO	ASST	FOR	REC	PATS	FGS	PUNTS		TDS
Joshua Cribbs	23	16	7	1	0	0	0	0	3	0
Mike Adams	18	15	3	0	1	0	0	0	0	0
Brandon McDonald	17	12	5	0	0	0	0	0	0	0
Chau Thompson	16	10	6	0	0	0	0	0	0	0
Kris Griffin	14	9	5	0	0	0	0	0	0	0
Nick Sorensen	14	11	3	1	0	0	0	0	0	0
Lawrence Vickers	9	4	5	0	0	0	0	0	0	0
David McMillan	7	5	2	0	1	0	0	0	0	0
Jason Wright	7	5	2	0	0	0	0	0	0	0
Darnell Dinkins	7	7	0	1	0	0	0	0	0	0
Leon Williams	6	4	2	0	0	0	0	0	0	0
Eric Wright	6	3	3	0	0	0	0	0	0	0
Kenny Wright	3	1	2	0	0	0	0	0	0	0
Colby Bockwoldt	2	2	0	0	0	0	0	0	0	0
Daven Holly	2	2	0	0	0	0	0	0	0	0
Ryan Pontbriand	2	1	1	0	0	0	0	0	0	0
Keith Adams	3	1	2	0	0	0	0	0	0	0
D'Qwell Jackson	1	0	1	0	0	0	0	0	0	0
BROWNS TOTAL	157	108	49	3	2	0	0	0	3	0



CLEVELAND BROWNS 2008 MEDIA GUIDE

DATE	9/9	9/16	9/23	9/30	10/7	10/14	10/28	11/4	11/11	11/18	11/25	12/2	12/9	12/16	12/23	12/30	GP	GS	DNP	IA	
OPPONENT	PIT	CIN	@OAK	BALT	@NE	MIA	@STL	SEA	@PIT	@BALT	HOU	@ARI	@NYJ	BUF	@CIN	SF					
Adams, K.	N	X	N	N	N	N	N	N	N	N	N	N	N	X	X	X	3	0	0	0	
Adams, M.	X	X	X	X	X	X	X	X	X	X	X	X	X	X	X	X	15	0	0	0	
Ali, C.	IA	X	DNP	DNP	X	X	X	X	X	X	X	X	X	X	X	X	13	0	2	1	
Anderson, D.	X	QB	QB	QB	QB	QB	QB	QB	QB	QB	QB	QB	QB	QB	QB	QB	16	15	0	0	
Angulo, R.	N	N	N	N	N	N	PS	PS	PS	PS	PS	N	N	N	N	N	0	0	0	0	
Barclay, C.	PS	PS	PS	PS	PS	PS	PS	PS	PS	PS	N	N	N	N	N	N	0	0	0	0	
Baxter, G.	IA	IA	IA	IA	IA	IA	IR	IR	IR	IR	IR	IR	IR	IR	IR	IR	0	0	0	6	
Bentley, L.	N	N	N	N	N	N	N	N	N	N	N	N	N	X	N	N	1	0	0	0	
Bockwoldt, C.	N	N	N	N	N	N	N	N	N	N	N	N	N	N	N	N	1	0	0	0	
Bodden, L.	RCB	RCB	RCB	RCB	RCB	RCB	RCB	RCB	RCB	RCB	RCB	RCB	RCB	RCB	RCB	RCB	16	16	0	0	
Butler, K.	IA	IA	IA	IA	N	N	N	N	N	N	N	N	N	N	N	N	0	0	0	4	
Carter, T.	X	X	X	X	X	X	X	X	X	X	X	X	X	X	X	X	16	0	0	0	
Chapman, K.	N	N	N	N	N	N	N	N	N	N	N	PS	PS	PS	PS	PS	0	0	0	0	
Cieslak, B.	N	N	N	N	N	N	N	N	N	N	N	N	N	PS	PS	PS	0	0	0	0	
Colclough, R.	N	N	N	N	N	N	N	IA	IA	IA	IA	IA	IA	IA	IA	IA	0	0	0	9	
Cribbs, J.	X	WR	X	X	X	X	X	X	X	XWR	X	X	X	X	X	X	16	2	0	0	
Davis, A.J.	N	N	PS	PS	PS	PS	PS	PS	PS	PS	PS	PS	PS	PS	PS	PS	0	0	0	0	
Davis, An.	MLB	X	MLB	X	X	MLB	WLB	WLB	WLB	MLB	MLB	X	MLB	X	MLB	X	16	10	0	0	
Dawson, P.	X	X	X	X	X	X	X	X	X	X	X	X	X	X	X	X	16	0	0	0	
Dinkins, D.	X	X	X	X	IA	X	X	X	X	X	X	X	X	X	X	X	15	0	0	1	
Dorsey, K.	N	3rd	3rd	3rd	3rd	3rd	3rd	3rd	3rd	3rd	3rd	3rd	3rd	3rd	3rd	3rd	0	0	0	15	
Dorsey, N.	X	X	X	X	IA	IA	IA	IA	DNP	DNP	DNP	DNP	DNP	DNP	DNP	X	5	0	7	4	
Edwards, B.	WR	WR	WR	WR	WR	WR	WR	WR	WR	WR	WR	WR	WR	WR	WR	WR	16	16	0	0	
Eslinger, G.	N	N	N	N	N	N	N	N	N	N	IA	IA	IA	IA	N	N	0	0	0	4	
Ernster, P.	X	IA	N	N	N	N	N	N	N	N	N	N	N	N	N	N	1	0	0	1	
Fraser, H.	C	C	C	C	C	C	C	C	C	C	C	C	C	C	C	C	16	16	0	0	
Friedman, L.	X	X	X	X	X	X	X	X	X	X	X	X	X	X	X	X	16	0	0	0	
Frye, C.	QB	N	N	N	N	N	N	N	N	N	N	N	N	N	N	N	1	1	0	0	
Griffi, N, K.	X	X	X	X	X	X	X	X	X	X	X	X	IR	IR	IR	IR	12	0	0	0	
Hamilton, B.	N	N	N	N	N	N	N	N	N	N	N	N	N	N	N	N	1	1	0	0	
Harline, J.	PS	PS	PS	PS	PS	PS	N	N	N	N	PS	N	PS	N	N	N	0	0	0	0	
Harrison, J.	X	IA	IA	IA	IA	X	X	X	IA	IA	IA	X	X	X	IA	X	8	0	0	8	
Heiden, S.	X	X	X	TE	X	X	X	X	X	X	X	X	XTE	XTE	X	XTE	16	5	0	0	
Holly, D.	X	DNP	X	DB	DB	DB	X	X	X	X	LCB	LCB	LCB	X	X	X	15	6	1	0	
Jackson, D.	WLB	WLB	WLB	WLB	WLB	WLB	WLB	IA	IA	X	WLB	WLB	WLB	WLB	WLB	WLB	14	13	0	2	
Jones, S.	SS	SS	SS	SS	SS	SS	SS	SS	SS	SS	SS	SS	SS	SS	SS	SS	15	16	0	0	
Jurevicius, J.	WR	X	WR	WR	WR	WR	WR	WR	WR	WR	WR	X	X	WR	X	WR	16	12	0	0	
Kelley, E.	X	X	NT	X	X	X	NT	NT	NT	IA	IA	X	NT	X	IR	IR	13	5	0	2	
Leonard, L.	N	N	N	N	N	IA	IA	IA	IA	X	X	IA	IA	IA	IA	X	4	0	0	7	
Lewis, J.	RB	RB	RB	RB	RB	IA	RB	RB	RB	RB	RB	RB	RB	RB	RB	RB	15	15	0	1	
Louis, C.	PS	PS	PS	PS	PS	PS	PS	PS	PS	PS	PS	PS	PS	PS	PS	PS	0	0	0	0	
McDonald, B.	X	X	X	X	X	X	X	X	X	X	X	X	XDB	X	XDB	X	16	2	0	0	
McGinest, W.	IA	IA	IA	LOLB	LOLB	LOLB	LOLB	LOLB	LOLB	LOLB	LOLB	X	LOLB	X	LOLB	X	13	11	0	3	
McKinney, S.	RG	RG	RG	RG	RG	RG	RG	IR	IR	IR	IR	IR	IR	IR	IR	IR	8	8	0	0	
McMillan, D.	X	X	X	X	X	X	X	X	X	X	X	X	X	X	X	X	15	0	0	1	
Mixon, T.	PS	N	N	N	N	N	N	N	N	N	N	N	N	N	N	N	0	0	0	0	
Peek, A.	LOLB	LOLB	LOLB	X	X	X	X	X	X	X	X	X	MLB	IA	LOLB	IA	14	5	0	2	
Philip, M.	N	N	N	N	N	N	N	N	N	N	N	N	N	IA	IA	IA	0	0	0	3	
Pittman, C.	PS	PS	PS	PS	PS	PS	PS	PS	PS	PS	PS	PS	PS	PS	PS	PS	0	0	0	0	
Player, S.	N	N	X	X	X	N	N	N	N	N	N	N	N	N	N	N	3	0	0	0	
Pontbriand, R.	X	X	X	X	X	X	X	X	X	X	X	X	X	X	X	X	16	0	0	0	
Pool, B.	FS	FS	FS	FS	FS	FS	FS	FS	FS	FS	FS	FS	FS	FS	FS	FS	16	16	0	0	
Purcell, M.	PS	PS	PS	PS	PS	PS	PS	PS	PS	PS	PS	PS	PS	PS	PS	PS	IA	0	0	1	
Quinn, B.	3rd	DNP	DNP	DNP	DNP	DNP	DNP	DNP	DNP	DNP	DNP	DNP	DNP	DNP	DNP	DNP	X	1	0	14	1
Roye, O.	LE	LE	LE	IA	LE	X	X	X	LE	LE	IA	X	X	X	X	IA	13	6	0	3	
Sanders, S.	PS	PS	PS	PS	PS	PS	PS	PS	PS	PS	PS	PS	PS	PS	PS	PS	0	0	0	0	
Shaffer, K.	RT	RT	RT	RT	RT	RT	RT	RT	RT	RT	RT	RT	RT	RT	RT	RT	16	16	0	0	
Smith, R.	RE	RE	RE	RE	RE	RE	RE	RE	RE	RE	RE	RE	RE	RE	RE	RE	16	16	0	0	
Smith, S.	X	X	X	LE	X	LE	LE	LE	LE	IA	NT	NT	LE	LE	LE	NT	15	11	0	1	
Sorensen, N.	N	N	N	N	N	N	IA	X	X	X	X	X	X	X	X	X	9	0	0	1	
Sowells, I.	IA	IA	IA	IA	IA	IA	IA	IA	DNP	IA	IA	IA	IA	IA	IA	IA	0	0	1	15	
Steinbach, E.	LG	LG	LG	LG	LG	LG	LG	LG	LG	LG	LG	LG	LG	LG	LG	LG	16	16	0	0	
Stepoe, S.	PS	PS	PS	PS	PS	PS	PS	PS	PS	PS	PS	PS	PS	PS	PS	PS	0	0	0	0	
Stewart, M.	IR	IR	IR	IR	IR	IR	IR	IR	IR	IR	IR	IR	IR	IR	IR	IR	0	0	0	0	
Thomas, J.	LT	LT	LT	LT	LT	LT	LT	LT	LT	LT	LT	LT	LT	LT	LT	LT	16	16	0	0	
Thompson, C.	X	X	X	X	X	X	X	X	X	X	X	X	X	X	X	X	16	0	0	0	
Tucker, R.	SUS	SUS	SUS	SUS	X	X	X	X	RT	RT	RT	RT	RT	RT	RT	RT	12	8	0	0	
Unck, M.	IR	N	N	N	N	N	N	N	N	N	N	N	N	N	N	N	0	0	0	0	
Vickers, L.	FB	FB	FB	FB	FB	FB	FB	FB	FB	FB	X	FB	FB	FB	FB	X	16	14	0	0	
Washington, T.	NT	X	X	X	IA	X	IA	IR	IR	IR	IR	IR	IR	IR	IR	IR	5	1	0	2	
West, Z.	N	N	N	N	N	N	N	N	N	N	N	N	N	N	N	N	PS	0	0	0	
Williams, L.	X	MLB	X	MLB	MLB	MLB	X	MLB	MLB	MLB	X	X	LOLB	X	MLB	X	16	9	0	0	
Wilson, T.	IA	IA	IA	IA	IA	IA	IA	IA	IA	IA	IA	IA	IA	IA	IA	IA	0	0	0	16	
Wimbley, K.	ROLB	ROLB	ROLB	ROLB	ROLB	ROLB	ROLB	ROLB	ROLB	ROLB	ROLB	ROLB	ROLB	ROLB	ROLB	ROLB	16	16	0	0	
Winslow, K.	TE	TE	TE	X	TE	TE	TE	TE	TE	TE	X	TE	TE	TE	TE	TE	16	14	0	0	
Wright, E.	LCB	LCB	LCB	LCB	LCB	LCB	LCB	LCB	LCB	LCB	IA	X	LCB	LCB	LCB	LCB	14	13	0	2	
Wright, J.	X	X	X	X	RB	X	X	X	X	X	X	X	X	X	X	X	16	1	0	0	
Wright, K.	X	DB	DNP	DNP	X	X	IA	IA	IA	IA	X	IA	IA	IA	IA	X	7	1	2	7	
Zastudil, D.	IA	X	IA	IA	IA	X	X	X	X	X	X	X	X	X	X	X	12	0	0	4	

N - Not with Team; PS - Practice Squad; X - Played in game; IA - Inactive; PUP - Physically unable to perform list; NFI - Non-football Injury; 3rd - Third Quarterback; SUS - Suspended by Commissioner; E - Roster Exemption

2007 REVIEW
Participation Chart



OFFENSIVE GAME-BY-GAME STARTERS

GAME	WR	LT	LG	C	RG	RT	TE	WR	QB	RB	FB
PIT (9/9)	Jurevicius	Thomas	Steinbach	Fralei	McKinney	Shaffer	Winslow	Edwards	Frye	Lewis	Vickers
CIN (9/16)	Cribbs	Thomas	Steinbach	Fralei	McKinney	Shaffer	Winslow	Edwards	Anderson	Lewis	Vickers
@ OAK (9/23)	Jurevicius	Thomas	Steinbach	Fralei	McKinney	Shaffer	Winslow	Edwards	Anderson	Lewis	Vickers
BAL (9/30)	Jurevicius	Thomas	Steinbach	Fralei	McKinney	Shaffer	Heiden	Edwards	Anderson	Lewis	Vickers
@ NE (10/7)	Jurevicius	Thomas	Steinbach	Fralei	McKinney	Shaffer	Winslow	Edwards	Anderson	Lewis	Vickers
MIA (10/14)	Jurevicius	Thomas	Steinbach	Fralei	McKinney	Shaffer	Winslow	Edwards	Anderson	J.Wright	Vickers
@ STL (10/28)	Jurevicius	Thomas	Steinbach	Fralei	McKinney	Shaffer	Winslow	Edwards	Anderson	Lewis	Vickers
SEA (11/4)	Jurevicius	Thomas	Steinbach	Fralei	McKinney	Shaffer	Winslow	Edwards	Anderson	Lewis	Vickers
@ PIT (11/11)	Jurevicius	Thomas	Steinbach	Fralei	Tucker	Shaffer	Winslow	Edwards	Anderson	Lewis	Vickers
@ BAL (11/18)	Jurevicius	Thomas	Steinbach	Fralei	Tucker	Shaffer	Winslow	Edwards	Anderson	Lewis	Vickers
HOU (11/25)	Jurevicius	Thomas	Steinbach	Fralei	Tucker	Shaffer	Winslow	Edwards	Anderson	Lewis	Cribbs [XWR]
@ ARI (12/2)	Heiden [XTE]	Thomas	Steinbach	Fralei	Tucker	Shaffer	Winslow	Edwards	Anderson	Lewis	Vickers
@ NYJ (12/9)	Heiden [XTE]	Thomas	Steinbach	Fralei	Tucker	Shaffer	Winslow	Edwards	Anderson	Lewis	Vickers
BUF (12/16)	Jurevicius	Thomas	Steinbach	Fralei	Tucker	Shaffer	Winslow	Edwards	Anderson	Lewis	Vickers
@ CIN (12/23)	Heiden [XTE]	Thomas	Steinbach	Fralei	Tucker	Shaffer	Winslow	Edwards	Anderson	Lewis	Vickers
SF (12/30)	Jurevicius	Thomas	Steinbach	Fralei	Tucker	Shaffer	Winslow	Edwards	Anderson	Lewis	Heiden [XTE]

DEFENSIVE GAME-BY-GAME STARTERS

GAME	LE	NT	RE	LOLB	MLB	WLB	ROLB	LCB	RCB	SS	FS
PIT (9/9)	Roye	Washington	R.Smith	Peek	Davis	Jackson	Wimbley	E.Wright	Bodden	Jones	Pool
CIN (9/16)	Roye	K.Wright [XDB]	R.Smith	Peek	L.Williams	Jackson	Wimbley	E.Wright	Bodden	Jones	Pool
@ OAK (9/23)	Roye	E. Kelley	R.Smith	Peek	Davis	Jackson	Wimbley	E.Wright	Bodden	Jones	Pool
BAL (9/30)	S.Smith	D.Holly [XDB]	R.Smith	McGinest	L.Williams	Jackson	Wimbley	E.Wright	Bodden	Jones	Pool
@ NE (10/7)	Roye	D.Holly [XDB]	R.Smith	McGinest	L.Williams	Jackson	Wimbley	E.Wright	Bodden	Jones	Pool
MIA (10/14)	S.Smith	D.Holly [XDB]	R.Smith	McGinest	L.Williams	Jackson	Wimbley	E.Wright	Bodden	Jones	Pool
@ STL (10/28)	S.Smith	E. Kelley	R.Smith	McGinest	Davis	Jackson	Wimbley	E.Wright	Bodden	Jones	Pool
SEA (11/4)	S.Smith	E. Kelley	R.Smith	McGinest	L.Williams	Davis	Wimbley	E.Wright	Bodden	Jones	Pool
@ PIT (11/11)	S.Smith	E. Kelley	R.Smith	McGinest	L.Williams	Davis	Wimbley	E.Wright	Bodden	Jones	Pool
@ BAL (11/18)	Roye	E. Kelley	R.Smith	McGinest	L.Williams	Davis	Wimbley	E.Wright	Bodden	Jones	Pool
HOU (11/25)	Roye	S. Smith	R.Smith	McGinest	Davis	Jackson	Wimbley	D.Holly	Bodden	Jones	Pool
@ ARI (12/2)	Fraser	S. Smith	R.Smith	McGinest	Davis	Jackson	Wimbley	D.Holly	Bodden	Jones	Pool
@ NYJ (12/9)	S.Smith	McDonald [XDB]	R.Smith	L.Williams	Peek	Jackson	Wimbley	D.Holly	Bodden	Jones	Pool
BUF (12/16)	S.Smith	E. Kelley	R.Smith	McGinest	Davis	Jackson	Wimbley	E.Wright	Bodden	Jones	Pool
@ CIN (12/23)	S.Smith	McDonald [XDB]	R.Smith	Peek	L.Williams	Jackson	Wimbley	E.Wright	Bodden	Jones	Pool
SF (12/30)	Hamilton	S. Smith	R.Smith	McGinest	Davis	Jackson	Wimbley	E.Wright	Bodden	Jones	Pool

TURNOVER TABLE

OPPONENT	TAKEAWAYS			GIVEAWAYS			DIFFERENCE	RESULT
	FUMBLES	INTS	TOTAL	FUMBLES	INT	TOTAL		
PIT (9/9)	1	0	1	3	2	5	-4	L, 7-34
CIN (9/16)	1	2	3	0	1	1	+2	W, 51-45
@ OAK (9/23)	2	0	2	0	2	2	0	L, 24-26
BAL (9/30)	1	1	2	0	1	1	+1	W, 27-13
@ NE (10/7)	0	0	0	1	3	4	-4	L, 17-34
MIA (10/14)	0	2	2	1	0	1	+1	W, 41-31
@ STL (10/28)	0	1	1	0	0	0	+1	W, 27-20
SEA (11/4)	1	1	2	0	1	1	+1	W, 33-30 (OT)
@ PIT (11/11)	0	1	1	1	0	1	0	L, 28-31
@ BAL (11/18)	2	2	4	1	1	2	+2	W, 33-30 (OT)
HOU (11/25)	1	2	3	0	1	1	+2	W, 27-17
@ ARI (12/2)	0	1	1	2	2	4	-3	L, 21-27
@ NYJ (12/9)	0	2	2	0	1	1	+1	W, 24-18
BUF (12/16)	0	0	0	0	0	0	0	W, 8-0
@ CIN (12/23)	1	2	3	0	4	4	-1	L, 7-22
SF (12/30)	0	0	0	0	1	1	-1	W, 20-7
TOTALS	9	15	27	9	16	25	-1	10-6

GAME-BY-GAME OFFENSIVE STATISTICS

OPP	1ST DOWN					DOWN CONV.					RUSHING					PASS					TD		FGS		FUM		PEN		PUNTS	
	T	R	PASS	PEN	3RD	4TH	YDS	PLAYS	NET	ATT	AVG	NET	YDS	GROSS	A	C	TD	INT	R	P	RET	M	A	NO	LOST	NO	YDS	NO	AVG	POSS
PIT (9/9)	13	1	11	1	6-14	0-0	221	60	46	16	2.9	175	6-43	218	30	17	1	2	0	1	0	0	0	4	3	6	51	7	36.6	23-44
CIN (9/16)	23	7	16	0	7-13	0-1	554	63	226	30	7.5	328	0-0	328	33	20	5	1	5	0	3	3	2	0	6	45	2	43	28-40	
@ OAK (9/23)	17	4	12	1	5-14	1-1	312	57	88	19	4.6	224	1-24	249	37	18	1	2	1	1	1	2	1	0	9	84	5	46.8	23-43	
BAL (9/30)	12	5	6	1	5-12	0-0	303	49	99	30	3.3	204	0-0	204	18	10	2	1	2	0	2	2	1	0	6	41	3	42.7	25-31	
@ NE (10/7)	22	7	14	1	3-11	0-1	353	67	92	21	4.4	261	3-26	287	43	22	2	3	0	2	1	1	1	0	7	40	5	46.2	27-33	
MIA (10/14)	24	9	14	1	8-12	0-0	384	61	140	35	4.0	244	1-1	245	25	18	3	0	2	3	0	2	2	2	5	32	2	34.5	30-22	
@ STL (10/28)	20	9	11	0	6-11	0-0	388	56	132	29	4.6	236	2-12	248	25	18	3	0	0	3	0	2	2	0	10	3	49.3	29-58		
SEA (11/4)	30	8	20	2	5-11	0-0	428	73	64	25	2.6	364	0-0	364	48	29	0	1	4	0	2	2	0	6	49	4	43.5	42-57		
@ PIT (11/11)	13	2	10	1	8-12	0-0	163	53	40	18	2.2	123	0-0	123	35	16	3	0	0	3	1	0	1	2	7	40	6	48.8	21-43	
@ BAL (11/18)	22	10	11	1	5-15	0-1	380	74	111	35	3.2	269	1-5	274	38	24	0	1	2	0	4	5	1	12	104	5	43.2	37-43		
HOU (11/25)	21	6	13	0	1-13	2-3	397	69	148	33	4.5	249	1-4	253	35	24	2	1	1	2	0	2	2	2	7	71	5	34	35-23	
@ ARI (12/2)	21	7	12	2	4-11	0-1	379	63	84	21	4.0	295	1-9	304	41	21	2	2	0	2	0	2	2	2	10	77	3	44.7	25-57	
@ NYJ (12/9)	18	8	10	0	5-12	1-1	337	58	152	29	5.2	185	0-0	185	29	16	2	1	1	2	0	1	1	0	4	29	5	46	27-58	
BUF (12/16)	16	8	9	0	4-14	0-1	304	62	174	37	4.7	130	1-7	137	24	9	0	0	0	0	2	2	1	0	2	15	7	33.1	31-47	
@ CIN (12/23)	25	9	16	0	8-14	1-4	379	75	136	26	5.9	243	1-7	250	48	29	2	4	0	2	0	0	2	0	4	33	2	44.3	31-46	
SF (12/30)	18	8	8	2	7-15	0-0	358	65	163	36	4.5	195	1-2	197	28	14	1	0	1	1	2	3	0	9	75	5	33.4	33-45		
TOTAL	315	110	192	13	86-204	5-14	5,620	1,004	1,895	440	4.3	3,725	19-140	3,865	545	305	29	20	13	29	3	26	30	22	9	114	868	69	41.9	28-10



GAME-BY-GAME DEFENSIVE STATISTICS

OPP	- 1ST DOWNS			DOWN CONV.			RUSHING				PASS				TDS		FGS		FUM		PEN		PUNTS								
	T	R	PEN	3RD	4TH	YDS	PLAYS	NET	ATT	AVG	NET	YDS	GROSS	A	C	T	INT	R	P	RET	M	A	NO	LOST	NO	YDS	NO	AVG	POSS		
PIT (9/9)	17	9	8	0	7-17	1-2	365	66	206	4.2	4.9	159	1-2	161	23	12	4	0	0	4	0	2	2	2	1	6	45	6	37.2	36:16	
CIN (9/16)	33	6	24	3	5-11	1-1	531	77	137	26	5.3	394	1-7	401	50	33	6	2	0	6	0	1	1	1	1	3	15	3	39	31:20	
@ OAK (9/23)	19	7	9	3	7-16	1-1	396	69	166	4.1	4.5	210	2-16	226	26	14	1	0	1	1	0	4	4	3	2	7	55	3	55	36:17	
BAL (9/30)	26	5	19	2	7-14	1-3	418	73	111	20	5.6	307	0-0	307	53	34	1	1	0	1	0	2	4	1	1	7	41	0	0	34:29	
@ NE (10/7)	23	10	12	1	2-12	1-2	412	70	147	32	5.9	265	0-0	265	38	22	3	0	0	3	0	2	2	0	0	6	52	6	35.8	32:27	
MIA (10/14)	24	13	10	1	7-14	2-2	356	88	110	23	4.8	246	2-10	256	43	24	2	2	2	2	0	1	1	0	0	8	90	3	49.3	29:36	
@ STL (10/28)	24	3	17	4	7-13	0-2	393	64	79	29	3.3	314	1-8	322	39	25	1	1	1	1	0	2	2	0	0	4	30	2	47	30:02	
SEA (11/4)	28	5	22	1	7-14	0-2	423	75	105	28	3.8	318	0-0	318	47	30	2	1	0	2	1	0	3	1	1	4	20	2	36	32:23	
@ PIT (11/11)	22	5	17	0	8-16	0-0	401	74	159	35	4.5	242	4-36	278	35	23	2	1	1	2	0	3	3	1	0	5	30	5	41.4	38:17	
@ BAL (11/18)	23	5	16	2	2-10	1-1	388	72	128	25	5.1	240	6-39	279	41	22	1	2	1	1	0	3	3	2	2	2	15	4	48.5	28:07	
HOU (11/25)	17	3	13	1	2-10	0-1	314	56	77	18	4.3	237	2-19	256	36	22	2	2	0	2	0	1	2	1	1	5	26	4	34.3	24:37	
@ ARI (12/2)	18	5	9	4	4-12	0-0	302	57	133	27	4.9	169	0-0	169	30	18	2	1	0	2	1	2	2	1	0	11	75	5	40.2	30:03	
@ NYJ (12/9)	26	7	18	1	2-12	2-2	387	75	119	30	4.0	268	4-18	286	41	24	0	2	1	0	0	4	4	2	0	2	9	5	41.6	32:01	
BUF (12/16)	11	5	6	0	3-16	2-5	232	65	108	32	3.6	124	0-0	124	33	13	0	0	0	0	0	0	1	0	0	2	15	7	35.9	30:03	
@ CIN (12/23)	15	9	6	0	5-12	0-0	270	54	156	33	4.7	115	0-0	115	21	11	1	2	1	1	0	2	2	2	1	4	34	5	37.2	26:54	
SF (12/30)	9	3	5	1	4-14	0-1	165	51	112	24	4.7	73	5-31	104	22	13	1	0	0	1	0	0	0	1	0	4	29	9	39.6	28:14	
TOTAL	335	100	211	24	72-202	11-25	5753	1,066	2,172	262	4.65	4.6	3,681	24-150	3,867	578	340	29	17	8	29	2	13	35	19	10	80	581	69	41.2	30:50

TEAM SUPERLATIVES

MOST POINTS

Browns: 51 (9/16/07 vs. CIN)
Opponent: 45 (9/16/07 vs. CIN)

MOST POINTS, QUARTER

Browns: 21 (9/16/07 vs. CIN)
Opponent: 19 (12/23/07 at CIN)

MOST POINTS, HALF

Browns: 27 (2x) (last 10/14/07 vs. MIA)
Opponent: 24 (9/16/07 vs. CIN)

MOST FIRST DOWNS

Browns: 30 (11/4/07 vs. SEA)
Opponent: 33 (9/16/07 vs. CIN)

MOST YARDS RUSHING (NET)

Browns: 226 (9/16/07 vs. CIN)
Opponent: 206 (9/9/07 vs. PIT)

MOST RUSHING ATTEMPTS

Browns: 37 (12/16/07 vs. BUF)
Opponent: 42 (9/9/07 vs. PIT)

MOST PASSING YARDS (NET)

Browns: 364 (11/4/07 vs. SEA)
Opponent: 394 (9/16/07 vs. CIN)

MOST PASSING ATTEMPTS

Browns: 48 (twice) (12/23/07 at CIN)
Opponent: 53 (9/30/07 vs. BAL)

MOST PASSING COMPLETIONS

Browns: 29 (11/4/07 vs. SEA)
Opponent: 34 (9/30/07 vs. BAL)

MOST SACKS (BY DEFENSE)

Browns: 6.0 (11/18/07 at BAL)
Opponent: 6.0 (9/9/07 vs. PIT)

MOST TOTAL NET YARDS

Browns: 554 (9/16/07 vs. CIN)
Opponent: 531 (9/16/07 vs. CIN)

MOST PENALTIES (NO. - YARDS)

Browns: 14, 14-102 (10/28/07 at STL)
Opponent: 11, 11-75 (12/2/07 at ARI)

MOST TIME OF POSSESSION

Browns: 42:37 (11/4/07 vs. SEA)
Opponent: 38:17 (11/11/07 at PIT)

FEWEST POINTS

Browns: 7 (9/9/07 vs. PIT)
Opponent: 0 (12/16/07 vs. BUF)

FEWEST POINTS, HALF

Browns: 0 (4x) (last 12/23/07 at CIN)
Opponent: 0 (3x) (last 12/30/07 vs. SF)

FEWEST FIRST DOWNS

Browns: 13 (twice) (last 11/11/07 at PIT)
Opponent: 9 (12/30/07 vs. SF)

FEWEST YARDS RUSHING (NET)

Browns: 40 (11/11/07 at PIT)
Opponent: 77 (11/25/07 vs. HOU)

FEWEST RUSHING ATTEMPTS

Browns: 16 (9/9/07 vs. PIT)
Opponent: 18 (11/25/07 vs. HOU)

FEWEST PASSING YARDS (NET)

Browns: 123 (11/11/07 at PIT)
Opponent: 73 (12/30/07 vs. SF)

FEWEST PASSING ATTEMPTS

Browns: 18 (9/30/07 vs. BAL)
Opponent: 21 (12/23/07 at CIN)

FEWEST COMPLETIONS

Browns: 9 (12/16/07 vs. BUF)
Opponent: 12 (9/9/07 vs. PIT)

FEWEST SACKS (BY DEFENSE)

Browns: 0 (6x) (last 12/23/07 at CIN)
Opponent: 0 (4x) (last 12/16/07 vs. BUF)

FEWEST TOTAL NET YARDS

Browns: 163 (11/11/07 at PIT)
Opponent: 185 (12/30/07 vs. SF)

FEWEST PENALTIES (NO. - YARDS)

Browns: 2, 2-15 (12/16/07 vs. BUF)
Opponent: 2, (three times) (last 2-15; 12/16/07 vs. BUF)

LEAST TIME OF POSSESSION

Browns: 21:43 (11/11/07 at PIT)
Opponent: 24:37 (11/25/07 vs. HOU)

2007 REVIEW
Defensive Statistics/
Team Superlatives



INDIVIDUAL SINGLE-GAME HIGHS

MOST YARDS RUSHING

Browns: 216, Jamal Lewis (9/16/07 vs. CIN)
Opponent: 130, Kenny Watson (12/23/07 at CIN)

MOST RUSHING ATTEMPTS

Browns: 33, Jamal Lewis (12/16/07 vs. BUF)
Opponent: 30, Kenny Watson (12/23/07 at CIN)

MOST RUSHING TOUCHDOWNS

Browns: 4, Jamal Lewis (11/4/07 vs. SEA)
Opponent: 2, Cleo Lemon (10/14/07 vs. MIA)

MOST YARDS PASSING

Browns: 364, Derek Anderson (11/4/07 vs. SEA)
Opponent: 401, Carson Palmer (9/16/07 vs. CIN)

MOST PASSING ATTEMPTS MOST POINTS

Browns: 48, Derek Anderson (twice)
(last 12/23/07 at CIN)
Opponent: 53, Steve McNair (9/30/07 vs. BAL)

MOST PASSING COMPLETIONS

Browns: 29, Derek Anderson (twice)
(last 12/23/07 at CIN)
Opponent: 34, Steve McNair (9/30/07 vs. BAL)

HIGHEST COMPLETION PERCENTAGE (MINIMUM 15 ATT.)

Browns: 72.0% (2x), Derek Anderson
(last 10/28/07 at STL)
Opponent: 67.6%, Ben Roethlisberger
(11/11/07 at PIT)

MOST TOUCHDOWN PASSES

Browns: 5, Derek Anderson (9/16/07 vs. CIN)
Opponent: 6, Carson Palmer (9/16/07 vs. CIN)

MOST RECEPTIONS

Browns: 11, Kellen Winslow (11/4/07 vs. SEA)
Opponent: 14, Bobby Engram (11/4/07 vs. SEA)

MOST RECEIVING YARDS

Browns: 149, Braylon Edwards (12/2/07 at ARI)
Opponent: 209, Chad Johnson (9/16/07 vs. CIN)

MOST TOUCHDOWN RECEPTIONS

Browns: 3, Braylon Edwards (10/14/07 vs. MIA)
Opponent: 2, (3X) (last B. Watson 10/7/07 at NE)

MOST POINTS

Browns: 51 (9/16/07 vs. CIN)
Opponent: 45 (9/16/07 vs. CIN)

MOST SACKS

Browns: 2, Kamerion Wimbley (9/23/07 at OAK)
2, Robaire Smith (11/18/07 at BAL)
2, Willie McGinest (12/20/07 vs. SF)
2, Leon Williams (12/30/07 vs. SF)
Opponent: 2, T. Bruschi (10/7/07 at NE)

MOST INTERCEPTIONS

Browns: 2, Leigh Bodden (12/23/07 at CIN)
Opponent: 2, (3X) (last C. Ndukwue 12/23/07 at CIN)

GAME-BY-GAME - LONGEST DRIVES - PLAYS

GAME	BROWNS			OPPONENTS		
	#PLAYS	NET YARDS/TIME	DRIVE RESULT	#PLAYS	NET YARDS/TIME	DRIVE RESULT
9/11 vs. PIT	11	38/4:17	Fumble	13	72/8:00	Field Goal
9/16 vs. CIN	9	59/3:24	Field Goal	11	64/2:05	Touchdown
9/23 at OAK	10	30/4:38	Touchdown	15	80/9:06	Touchdown
9/30 vs. BAL	10	69/1:04	End of Game			
	9	55/5:14	Touchdown	13	85/6:27	Touchdown
	9	66/4:37	Field Goal			
10/7 at NE	9	65/4:17	Interception	14	78/6:59	Field Goal
10/14 vs. MIA	12	66/6:53	Touchdown	14	75/7:03	Touchdown
10/28 at STL	12	30/6:16	Touchdown	12	47/5:18	Field Goal
	12	45/7:51	Field Goal			
11/4 vs. SEA	14	89/5:38	Touchdown	13	67/2:17	Field Goal
11/11 at PIT	16	71/8:55	Touchdown	15	57/5:20	Field Goal
11/18 at BAL	13	42/7:06	Field Goal	14	62/6:29	Field Goal
11/25 vs. HOU	11	64/3:37	Touchdown	8	80/2:36	Touchdown
12/2 at ARI	10	80/6:01	Touchdown	11	79/4:29	Field Goal
	10	45/1:48	Downs			
12/9 at NYJ	10	80/4:54	Touchdown	11	43/4:30	Field Goal
	10	49/5:51	Punt			
	10	36/4:51	Field Goal			
12/16 vs. BUF	10	62/2:44	Field Goal	12	60/1:48	Downs
				12	38/6:13	Punt
12/23 at CIN	12	63/6:15	Interception	10	69/5:09	Field Goal
	10	48/4:47	Field Goal			
12/30 vs. SF	13	69/6:38	Blocked FG	10	75/4:40	Touchdown

GAME-BY-GAME - LONGEST DRIVES - NET YARDS

GAME	BROWNS			OPPONENTS		
	#PLAYS	NET YARDS/TIME	DRIVE RESULT	#PLAYS	NET YARDS/TIME	DRIVE RESULT
9/11 vs. PIT	7	76/3:41	Touchdown	13	72/8:00	Field Goal
9/16 vs. CIN	5	92/3:08	Touchdown	7	88/3:26	Touchdown
9/23 at OAK	10	80/4:38	Touchdown	8	93/4:03	Touchdown
9/30 vs. BAL	1	78/0:09	Touchdown	13	85/6:27	Touchdown
10/7 at NE	9	65/4:17	Interception	14	78/6:59	Field Goal
10/14 vs. MIA	7	70/1:03	Field Goal	11	80/5:10	Touchdown
10/28 at STL	12	80/6:16	Touchdown	6	76/3:23	Touchdown
11/4 vs. SEA	14	89/5:38	Touchdown	7	80/4:12	Touchdown
11/11 at PIT	16	71/8:55	Touchdown	14	78/8:01	Touchdown
11/18 at BAL	6	80/2:56	Touchdown	4	83/1:41	Touchdown
11/25 vs. HOU	6	70/2:39	Touchdown	8	80/2:36	Touchdown
12/2 at ARI	10	80/6:01	Touchdown	11	79/4:29	Field Goal
12/9 at NYJ	10	80/4:54	Touchdown	9	69/2:28	Touchdown
12/16 vs. BUF	10	62/2:44	Field Goal	12	60/1:48	Downs
12/23 at CIN	11	71/5:50	Touchdown	10	69/5:09	Field Goal
12/30 vs. SF	13	69/6:38	Blocked FG	10	75/4:40	Touchdown



1 PITTSBURGH STEELERS 34, CLEVELAND BROWNS 7

SEPT. 9, 2007 • CLEVELAND BROWNS STADIUM • ATTENDANCE: 73,089

STARTING LINEUPS

PITTSBURGH STEELERS			CLEVELAND BROWNS				
OFFENSE		DEFENSE	OFFENSE		DEFENSE		
WR	Ward	LDE	Aa. Smith	WR	Jurevicius	LE	Roye
LT	M. Smith	NT	Hampton	LT	Thomas	NT	Washington
LG	Faneca	RDE	Keisel	LG	Steinbach	RE	R. Smith
C	Mahan	LOLB	Haggans	C	Fraleigh	LOLB	Peek
RG	Simmons	LILB	Farrior	RG	McKinney	MLB	A. Davis
RT	Colon	RILB	Footo	RT	Shaffer	WLB	D. Jackson
TE	H. Miller	ROLB	J. Harrison	TE	Winslow	ROLB	Wimbley
WR	Holmes	LCB	Taylor	WR	Edwards	LCB	E. Wright
QB	Roethlisberger	RCB	Townsend	QB	Frye	RCB	Bodden
HB	W. Parker	SS	Polamalu	FB	Vickers	SS	S. Jones
FB	C. Davis	FS	R. Clark	RB	Lewis	FS	Pool

TEAM	1	2	3	4	FINAL
Pittsburgh	17	0	14	3	34
Cleveland	0	0	7	0	7

SCORING SUMMARY

TEAM	Q	TIME	PLAY	V	H
Steelers	1	11:49	H. Ward 5 yd. pass from B. Roethlisberger (Reed kick) (4-22, 2:01)	7	0
Steelers	1	8:53	J. Reed 26 yd. Field Goal (4-9, 1:54)	10	0
Steelers	1	0:58	S. Holmes 40 yd. pass from B. Roethlisberger (J. Reed kick) (1-40, 0:07)	17	0
Steelers	3	10:33	M. Spaeth 5 yd. pass from B. Roethlisberger (J. Reed kick) (8-71, 4:27)	24	0
Browns	3	6:52	L. Vickers 1 yd. pass from D. Anderson (P. Dawson kick) (7-76, 3:41)	24	7
Steelers	3	2:23	H. Miller 22 yd. pass from B. Roethlisberger (J. Reed kick) (8-64, 4:29)	31	7
Steelers	4	7:12	J. Reed 31 yd. Field Goal (13-72, 8:00)	34	7

INDIVIDUAL STATISTICS

PITTSBURGH STEELERS						CLEVELAND BROWNS					
RUSHING	ATT	YDS	AVG	LG	TD	RUSHING	ATT	YDS	AVG	LG	TD
W. Parker	27	109	4.0	25	0	J. Lewis	11	35	3.2	7	0
N. Davenport	8	43	5.4	13	0	L. Vickers	2	8	4.0	4	0
C. Wilson	1	37	37.0	37	0	J. Wright	1	3	3.0	3	0
S. Holmes	1	11	11.0	11	0	C. Frye	1	1	1.0	1	0
C. Davis	3	5	1.7	3	0	D. Anderson	1	-1	-1.0	-1	0
B. Roethlisberger	1	2	2.0	2	0						
C. Batch	1	-1	-1.0	-1	0						
TOTAL	42	206	4.9	37	0	TOTAL	16	46	2.9	7	0

PITTSBURGH STEELERS						CLEVELAND BROWNS					
PASSING	ATT	CMP	YDS	SK/YD	TD	PASSING	ATT	CMP	YDS	SK/YD	TD
Roethlisberger	23	12	161	1/2	4	D. Anderson	28	13	184	1/12	1
						C. Frye	10	4	34	5/31	0
TOTAL	23	12	161	1/2	4	TOTAL	38	17	218	6/43	1

PITTSBURGH STEELERS						CLEVELAND BROWNS					
PASS RECEIVING	NO	YDS	AVG	LG	TD	PASS RECEIVING	NO	YDS	AVG	LG	TD
H. Miller	4	35	8.8	22	1	K. Winslow	4	83	20.8	30	0
H. Ward	3	51	17.0	24	1	B. Edwards	3	49	16.3	21	0
S. Holmes	2	55	27.5	40	1	J. Jurevicius	2	28	14.0	17	0
N. Davenport	1	17	17.0	17	0	J. Lewis	2	11	5.5	6	0
M. Spaeth	1	5	5.0	5	1	L. Vickers	2	7	3.5	6	1
W. Parker	1	-2	-2.0	-2	0	T. Carter	1	22	22.0	22	0
						D. Dinkins	1	8	8.0	8	0
						J. Cribbs	1	7	7.0	7	0
						S. Heiden	1	3	3.0	3	0
TOTAL	12	161	13.4	40	4	TOTAL	17	218	12.8	30	1

PITTSBURGH STEELERS						CLEVELAND BROWNS					
INTERCEPTIONS	NO	YDS	AVG	LG	TD	INTERCEPTIONS	NO	YDS	AVG	LG	TD
D. Townsend	1	21	21.0	21	0						
I. Taylor	1	2	2.0	2	0						
TOTAL	2	23	11.5	21	0	TOTAL	0	0	0.0	0	0

PITTSBURGH STEELERS						CLEVELAND BROWNS									
PUNTING	NO	YDS	AVG	NET	TB	IN20	LG	PUNTING	NO	YDS	AVG	NET	TB	IN20	LG
D. Sepulveda	6	223	37.2	37.2	0	4	45	P. Ernster	7	256	36.6	35.6	0	2	43
TOTAL	6	223	37.2	37.2	0	4	45	TOTAL	7	256	36.6	35.6	0	2	43

PITTSBURGH STEELERS						CLEVELAND BROWNS							
PUNT RETURNS	NO	YDS	AVG	FC	LG	TD	PUNT RETURNS	NO	YDS	AVG	FC	LG	TD
A. Rossum	2	7	3.5	2	10	0	J. Cribbs	0	0	0.0	1	0	0
[DOWNED]	2	0	0.0	0	0	0	[DOWNED]	5	0	0.0	0	0	0
[OUT OF BOUNDS]	1	0	0.0	0	0	0							
RETURNS	2	7	3.5	2	10	0	RETURNS	0	0	0.0	1	0	0

PITTSBURGH STEELERS						CLEVELAND BROWNS							
KICKOFF RETURNS	NO	YDS	AVG	FC	LG	TD	KICKOFF RETURNS	NO	YDS	AVG	FC	LG	TD
A. Rossum	2	44	22.0	0	23	0	J. Cribbs	4	98	24.5	0	32	0
							[TOUCHBACK]	3	0	0.0	0	0	0
RETURNS	2	44	22.0	0	23	0	RETURNS	4	98	24.5	0	32	0

PITTSBURGH STEELERS						CLEVELAND BROWNS													
FUMBLES	FUM	LOST	OWN REC	YDS	TD	OPP REC	YDS	TD	OUT BDS	FUMBLES	FUM	LOST	OWN REC	YDS	TD	OPP REC	YDS	TD	OUT BDS
S. Holmes	1	0	0	0	0	0	0	0	1	D. Anderson	1	1	0	0	0	0	0	0	0
W. Parker	1	1	0	0	0	0	0	0	0	D. Anderson	1	1	0	0	0	0	0	0	0
R. Clark	0	0	0	0	0	1	0	0	0	J. Cribbs	1	0	0	0	0	0	0	0	1
J. Farrior	0	0	0	0	0	1	0	0	0	B. Edwards	1	1	0	0	0	0	0	0	0
A. Smith	0	0	0	0	0	1	0	0	0	J. Lewis	1	1	0	0	0	0	0	0	0
Aa. Smith	0	0	0	0	0	1	0	0	0	E. Kelley	0	0	0	0	0	1	0	0	0
W. Gay	0	0	0	0	0	1	0	0	0	A. Peek	0	0	0	0	0	1	0	0	0
B. McFadden	0	0	0	0	0	1	0	0	0										
TOTAL	2	1	0	0	0	3	3	0	1	TOTAL	4	3	0	0	0	1	1	0	0

2007 REVIEW
Week-By-Week Summaries



TEAM STATISTICS

	VISITOR STEELERS	HOME BROWNS
TOTAL FIRST DOWNS	17	13
By Rushing	9	1
By Passing	8	11
By Penalty	0	1
THIRD DOWN EFFICIENCY	7-17-41%	6-14-43%
FOURTH DOWN EFFICIENCY	1-2-50%	0-0-0%
TOTAL NET YARDS	365	221
Total Offensive Plays (inc. times thrown passing)	66	60
Average gain per offensive play	5.5	3.7
NET YARDS RUSHING	206	46
Total Rushing Plays	42	16
Average gain per rushing play	4.9	2.9
Tackles for a loss-number and yards	1-2	0-0
NET YARDS PASSING 159 175		
Times thrown-yards lost attempting to pass	1-2	6-43
Gross yards passing	161	218
PASS ATTEMPTS-COMPLETIONS-HAD INTERCEPTED	23-12-0	38-17-2
Average gain per pass play (inc. # thrown passing)	6.6	4.0
KICKOFFS Number-In End Zone-Touchbacks	7-5-3	2-0-0
PUNTS Number and Average	6-37.2	7-36.6
Had Blocked	0	0
FGs-PATs Had Blocked	0-0	0-0
Net Punting Average	37.2	35.6
TOTAL RETURN YARDAGE (Not Including Kickoffs)	30	0
No. and yards Punt Returns	2-7	0-0
No. and yards Kickoff Returns	2-44	4-98
No. and yards Interception Returns	2-23	0-0
PENALTIES Number and Yards	6-45	6-51
FUMBLES Number and Lost	2-1	4-3
TOUCHDOWNS	4	1
Rushing	0	0
Passing	4	1
EXTRA POINTS Made-Attempts	4-4	1-1
Kicking Made-Attempts	4-4	1-1
FIELD GOALS Made-Attempts	2-2	0-0
RED ZONE EFFICIENCY	2-4-50%	1-1-100%
GOAL TO GO EFFICIENCY	2-2-100%	1-1-100%
SAFETIES	0	0
FINAL SCORE	34	7
TIME OF POSSESSION	36:16	23:44

**CLEVELAND BROWNS DEFENSIVE STATISTICS VS. PITTSBURGH
 BASED ON COACHES' FILM REVIEW—AS OF 9/10/07**

PLAYER	TACKLES								FUMBLES				
	TOTAL	SOLO	ASST	TFL	SACKS	YDS	PRESS	INTS	YDS	PBU	FOR	REC	SAFETY TD
Andra Davis	12	9	2	1	0	0	0	0	0	0	0	0	0
D'Oweli Jackson	7	5	1	1	0	0	1	0	0	0	0	0	0
Leigh Bodden	6	5	1	0	0	0	0	0	0	1	0	0	0
Orpheus Roye	5	3	2	0	0	0	0	0	0	0	0	0	0
Robaire Smith	5	4	1	0	0	0	2	0	0	0	0	0	0
Eric Wright	5	2	3	0	0	0	0	0	0	0	0	0	0
Ted Washington	4	2	2	0	0	0	0	0	0	0	0	0	0
Leon Williams	5	3	1	1	0	0	0	0	0	0	0	0	0
Sean Jones	4	2	2	0	0	0	0	0	0	1	0	0	0
Ethan Kelly	3	0	3	0	0	0	0	0	0	1	0	0	0
Simon Fraser	3	2	1	0	0	0	0	0	0	0	0	0	0
Shaun Smith	2	1	1	0	0	0	0	0	0	0	0	0	0
Kameron Wimbley	2	2	0	0	0	2	0	0	0	0	0	0	0
Antwan Peek	2	1	1	0	0.5	1	1	0	0	1	0	1	0
Chaun Thompson	1	0	1	0	0.5	1	0	0	0	0	0	0	0
Brodney Pool	0	0	0	0	0	0	0	0	0	0	0	0	0
Daven Holly	0	0	0	0	0	0	0	0	0	0	0	0	0
Kenny Wright	0	0	0	0	0	0	1	0	0	0	0	0	0
Brandon McDonald	0	0	0	0	0	0	0	0	0	0	0	0	0
BROWNS TOTALS	66	41	22	3	1	2	7	0	0	2	2	1	0

CLEVELAND BROWNS SPECIAL TEAMS STATISTICS VS. PITTSBURGH

PLAYER	TACKLES			FUMBLES		BLOCKED				
	TOTAL	SOLO	ASST	FOR	REC	PATS	FGS	PUNTS	TDS	SAFETY
Eric Wright	2	1	1	0	0	0	0	0	0	0
Darnell Dinkins	1	1	0	0	0	0	0	0	0	0
David McMillan	1	1	0	0	0	0	0	0	0	0
Mike Adams	1	1	0	0	0	0	0	0	0	0
Kris Griffin	1	0	1	0	0	0	0	0	0	0
Leon Williams	1	0	1	0	0	0	0	0	0	0
BROWNS TOTAL	7	4	3	0	0	0	0	0	0	0



2

CLEVELAND BROWNS 51, CINCINNATI BENGALS 45

SEPT. 16, 2007 • CLEVELAND BROWNS STADIUM • ATTENDANCE: 72,801

STARTING LINEUPS

CINCINNATI BENGALS					CLEVELAND BROWNS				
OFFENSE			DEFENSE		OFFENSE			DEFENSE	
WR	C. Johnson		LDE	Geathers	WR	Cribbs		LOLB	Peek
LT	Whitworth		LDT	Peko	LT	Thomas		LE	Roye
LG	S. Andrews		RDT	Thornton	LG	Steinbach		RE	R. Smith
C	Stepanovich		RDE	J. Smith	C	Fraleigh		ROLB	Wimbley
RG	B. Williams		SLB	L. Marshall	RG	McKinney		MLB	L. Williams
RT	W. Anderson		MLB	A. Brooks	RT	Shaffer		WLB	D. Jackson
TE	R. Kelly		WLB	L. Johnson	TE	Winslow		LCB	E. Wright
WR	Houshmandzadeh		LCB	O'Neal	WR	Edwards		RCB	Bodden
QB	Palmer		RCB	Joseph	QB	Anderson		DB	K. Wright
WR	T. Perry		SS	De. Jackson	FB	Vickers		SS	S. Jones
HB	R. Johnson		FS	M. Williams	RB	Lewis		FS	Pool
TEAM	1	2	3	4	FINAL				
Cincinnati	7	14	17	7	45				
Cleveland	6	21	14	10	51				

SCORING SUMMARY

TEAM	Q	TIME	PLAY	V	H
Bengals	1	10:32	R. Johnson 13 yd. pass from C. Palmer (S. Graham kick) (8-70, 4:28)	7	0
Browns	1	4:58	P. Dawson 39 yd. Field Goal (7-15, 2:59)	7	3
Browns	1	0:05	P. Dawson 39 yd. Field Goal (9-59, 3:24)	7	6
Browns	2	10:56	J. Jurevicius 17 yd. pass from D. Anderson (P. Dawson kick) (7-49, 3:40)	7	13
Bengals	2	7:33	Houshmandzadeh 23 yd. pass from Palmer (Graham kick) (7-67, 3:23)	14	13
Browns	2	6:32	J. Jurevicius 9 yd. pass from D. Anderson (P. Dawson kick) (3-11, 1:01)	14	20
Bengals	2	3:06	C. Johnson 22 yd. pass from C. Palmer (S.Graham kick) (7-88, 3:26)	21	20
Browns	2	1:06	K. Winslow 25 yd. pass from D. Anderson (P. Dawson kick) (5-88, 2:00)	21	27
Bengals	3	12:09	S. Graham 20 yd. Field Goal (5-23, 2:45)	24	27
Browns	3	8:17	B. Edwards 34 yd. pass from D. Anderson (P. Dawson kick) (8-78, 3:52)	24	34
Bengals	3	6:11	C. Johnson 14 yd. pass from C. Palmer (S.Graham kick) (4-34, 2:06)	31	34
Browns	3	5:54	J. Lewis 66 yd. run (P. Dawson kick) (1-66, 0:17)	31	41
Bengals	3	0:49	Houshmandzadeh 5 yd. pass from Palmer (Graham kick) (9-63, 5:05)	38	41
Browns	4	9:59	B. Edwards 37 yd. pass from D. Anderson (P. Dawson kick) (5-92, 3:08)	38	48
Browns	4	5:44	P. Dawson 18 yd. Field Goal (6-69, 2:45)	38	51
Bengals	4	3:39	G. Holt 7 yd. pass from C. Palmer (S. Graham kick) (11-64, 2:05)	45	51

INDIVIDUAL STATISTICS

CINCINNATI BENGALS								CLEVELAND BROWNS														
RUSHING	ATT	YDS	AVG	LG	TD			RUSHING	ATT	YDS	AVG	LG	TD									
R. Johnson	23	118	5.1	20	0			J. Lewis	27	216	8.0	66	1									
C. Palmer	2	10	5.0	10	0			J. Cribbs	1	11	11.0	11	0									
T. Perry	1	9	9.0	9	0			L. Vickers	1	0	0.0	0	0									
TOTAL	26	137	5.3	20	0			D. Anderson	1	-1	-1.0	-1	0									
TOTAL	30	226	7.5	66	1			TOTAL	30	226	7.5	66	1									
PASSING	ATT	CMP	YDS	SK/YD	TD	LG	IN	RTG	PASSING	ATT	CMP	YDS	SK/YD	TD	LG	IN	RTG					
C. Palmer	50	33	401	1/7	6	32	2	113.4	D. Anderson	33	20	328	0/0	5	37	1	121.0					
TOTAL	50	33	401	1/7	6	32	2	113.4	TOTAL	33	20	328	0/0	5	37	1	121.0					
PASS RECEIVING	NO	YDS	AVG	LG	TD			PASS RECEIVING	NO	YDS	AVG	LG	TD									
C. Johnson	11	209	19.0	32	2			B. Edwards	8	146	18.3	37	2									
T. Houshmandzadeh	8	69	8.6	23	2			K. Winslow	6	100	16.7	25	1									
G. Holt	5	52	10.4	22	1			J. Jurevicius	4	44	11.0	17	2									
R. Johnson	4	33	8.3	13	1			S. Heiden	1	27	27.0	27	0									
S. Green	1	18	18.0	18	0			L. Vickers	1	11	11.0	11	0									
R. Kelly	1	8	8.0	8	0			TOTAL	20	164	16.4	37	5									
T. Perry	1	7	7.0	7	0			TOTAL	20	164	16.4	37	5									
D. Coats	1	4	4.0	4	0			INTERCEPTIONS	NO	YDS	AVG	LG	TD									
K. Watson	1	1	1.0	1	0			D. Jackson	1	7	7.0	7	0									
TOTAL	33	401	12.2	32	6			TOTAL	1	7	7.0	7	0									
INTERCEPTIONS	NO	YDS	AVG	LG	TD			INTERCEPTIONS	NO	YDS	AVG	LG	TD									
D. Jackson	1	7	7.0	7	0			S. Jones	1	11	11.0	11	0									
TOTAL	1	7	7.0	7	0			L. Bodden	1	0	0.0	0	0									
TOTAL	1	7	7.0	7	0			TOTAL	2	11	5.5	11	0									
PUNTING	NO	YDS	AVG	NET	TB	IN20	LG	PUNTING	NO	YDS	AVG	NET	TB	IN20	LG							
K. Larson	3	117	39.0	35.3	0	2	50	D. Zastudil	2	86	43.0	39.5	0	1	45							
TOTAL	3	117	39.0	35.3	0	2	50	TOTAL	2	86	43.0	39.5	0	1	45							
PUNT RETURNS	NO	YDS	AVG	FC	LG	TD			PUNT RETURNS	NO	YDS	AVG	FC	LG	TD							
S. Green	1	7	7.0	0	7	0			J. Cribbs	2	11	5.5	0	7	0							
[OUT OF BOUNDS]	1	0	0.0	0	0	0			[DOWNED]	1	0	0.0	0	0	0							
RETURNS	1	7	7.0	0	7	0			RETURNS	2	11	5.5	0	7	0							
KICKOFF RETURNS	NO	YDS	AVG	FC	LG	TD			KICKOFF RETURNS	NO	YDS	AVG	FC	LG	TD							
G. Holt	6	177	29.5	0	65	0			J. Cribbs	5	183	36.6	0	85	0							
T. Perry	3	51	17.0	0	26	0			D. Dinkins	1	11	11.0	0	11	0							
R. Kelly	1	15	15.0	0	15	0			L. Friedman	1	1	1.0	0	1	0							
RETURNS	10	243	24.3	0	65	0			[TOUCHBACK]	1	0	0.0	0	0	0							
RETURNS	10	243	24.3	0	65	0			RETURNS	7	195	27.9	0	85	0							
FUMBLES	FUM	LOST	OWN REC	YDS	TD	FOR	OPP REC	YDS	TD	OUT BDS	FUMBLES	FUM	LOST	OWN REC	YDS	TD	FOR	OPP REC	YDS	TD	OUT BDS	
R. Johnson	1	1	0	0	0	0	0	0	0	0	D. Anderson	1	0	1	0	0	0	0	0	0	0	0
L. Hall	0	0	0	0	0	1	0	0	0	0	J. Lewis	1	0	1	0	0	0	0	0	0	0	0
TOTAL	1	1	0	0	0	1	0	0	0	0	TOTAL	2	0	2	0	0	1	1	0	0	0	0

2007 REVIEW
Week-By-Week Summaries



TEAM STATISTICS

	VISITOR BENGALS	HOME BROWNS
TOTAL FIRST DOWNS	33	23
By Rushing	6	7
By Passing	24	16
By Penalty	3	0
THIRD DOWN EFFICIENCY	5-11-45%	7-13-54%
FOURTH DOWN EFFICIENCY	1-1-100%	0-1-0%
TOTAL NET YARDS	531	554
Total Offensive Plays (inc. times thrown passing)	77	63
Average gain per offensive play	6.9	8.8
NET YARDS RUSHING	137	226
Total Rushing Plays	26	30
Average gain per rushing play	5.3	7.5
Tackles for a loss-number and yards	2-4	2-5
NET YARDS PASSING	394	328
Times thrown-yards lost attempting to pass	1-7	0-0
Gross yards passing	401	328
PASS ATTEMPTS-COMPLETIONS-HAD INTERCEPTED	50-33-2	33-20-1
Avg gain per pass play (inc.# thrown passing)	7.7	9.9
KICKOFFS Number-In End Zone-Touchbacks	8-2-1	10-1-0
PUNTS Number and Average	3-39.0	2-43.0
Had Blocked	0	0
FGs-PATs Had Blocked	0-0	0-0
Net Punting Average	35.3	39.5
TOTAL RETURN YARDAGE (Not Including Kickoffs)	14	22
No. and Yards Punt Returns	1-7	2-11
No. and Yards Kickoff Returns	10-243	7-195
No. and Yards Interception Returns	1-7	2-11
PENALTIES Number and Yards	3-15	6-45
FUMBLES Number and Lost	1-1	2-0
TOUCHDOWNS	6	6
Rushing	0	1
Passing	6	5
EXTRA POINTS Made-Attempts	6-6	6-6
Kicking Made-Attempts	6-6	6-6
FIELD GOALS Made-Attempts	1-1	3-3
RED ZONE EFFICIENCY	4-5-80%	2-3-67%
GOAL TO GO EFFICIENCY	3-3-100%	0-1-0%
SAFETIES	0	0
FINAL SCORE	45	51
TIME OF POSSESSION	31:20	28:40

**CLEVELAND BROWNS DEFENSIVE STATISTICS VS. CINCINNATI
 BASED ON COACHES' FILM REVIEW—AS OF 9/17/07**

PLAYER	TACKLES								FUMBLES					
	TOTAL	SOLO	ASST	TFL	SACKS	YDS	PRESS	INTS	YDS	PBU	FOR	REC	SAFETY	TD
D'Owll Jackson	8	3	5	0	0	0	0	0	0	0	0	0	0	0
Eric Wright	6	4	2	0	0	0	0	0	0	1	0	0	0	0
Sean Jones	6	3	3	0	0	0	0	1	11	0	0	0	0	0
Andra Davis	5	2	3	0	0	0	0	0	0	0	0	0	0	0
Leon Williams	5	5	0	0	0	0	0	0	0	0	0	0	0	0
Antwan Peek	5	1	4	0	0	0	0	0	0	0	1	0	0	0
Chaun Thompson	4	1	3	0	0	0	0	0	0	0	0	0	0	0
Leigh Bodden	3	2	1	0	0	0	0	1	0	0	0	1	0	0
Orpheus Roye	3	2	1	0	0	0	2	0	0	0	0	0	0	0
Ted Washington	3	3	0	0	0	0	0	0	0	0	0	0	0	0
Kameron Wimbley	3	3	0	0	0	0	2	0	0	0	0	0	0	0
Brodney Pool	3	2	0	1	0	0	0	0	0	0	0	0	0	0
Mike Adams	3	2	1	0	0	0	0	0	0	1	0	0	0	0
Kenny Wright	2	2	0	0	0	0	0	0	0	0	0	0	0	0
Robaire Smith	1	0	0	1	1	7	1	0	0	0	0	0	0	0
Shaun Smith	1	1	0	0	0	0	0	0	0	0	0	0	0	0
Ethan Kelly	0	0	0	0	0	0	0	0	0	0	0	0	0	0
Simon Fraser	0	0	0	0	0	0	0	0	0	0	0	0	0	0
Daven Holly	0	0	0	0	0	0	0	0	0	0	0	0	0	0
Brandon McDonald	0	0	0	0	0	0	0	0	0	0	0	0	0	0
BROWNS TOTALS	61	36	23	2	1	7	5	2	11	2	1	1	0	0

CLEVELAND BROWNS SPECIAL TEAMS STATISTICS VS. CINCINNATI

PLAYER	TACKLES			FUMBLES		BLOCKED				
	TOTAL	SOLO	ASST	FOR	REC	PATS	FGS	PUNTS	TDs	SAFETY
Kris Griffin	2	1	1	0	0	0	0	0	0	0
Joshua Cribbs	2	2	0	0	0	0	0	0	0	0
David McMillan	2	2	0	0	0	0	0	0	0	0
Jason Wright	2	1	1	0	0	0	0	0	0	0
Eric Wright	2	1	1	0	0	0	0	0	0	0
Leon Williams	2	2	0	0	0	0	0	0	0	0
Lawrence Vickers	1	1	0	0	0	0	0	0	0	0
Darnell Dinkins	1	1	0	0	0	0	0	0	0	0
D'Owll Jackson	1	0	1	0	0	0	0	0	0	0
Chaun Thompson	1	0	1	0	0	0	0	0	0	0
BROWNS TOTAL	16	11	5	0	0	0	0	0	0	0



3

OAKLAND RAIDERS 26, CLEVELAND BROWNS 24

SEPT. 23, 2007 • MCAFEE COLISEUM • ATTENDANCE: 51,075

STARTING LINEUPS

CLEVELAND BROWNS					OAKLAND RAIDERS				
OFFENSE			DEFENSE		OFFENSE			DEFENSE	
WR	Jurevicius		LE	Roye	WR	Curry		DE	T. Kelly
LT	Thomas		NT	E. Kelley	LT	Sims		DT	Sapp
LG	Steinbach		RE	R. Smith	LG	Gallery		DT	Warren
C	Fraley		LOLB	Peek	C	Grove		DE	Richardson
RG	McKinney		MLB	A. Davis	RG	Carlisle		OLB	S. Williams
RT	Shaffer		WLB	D. Jackson	RT	Green		MLB	Morrison
TE	Winslow		ROLB	Wimbley	TE	Miller		OLB	Howard
WR	Edwards		LCB	E. Wright	WR	Porter		CB	Asomugha
QB	Anderson		RCB	Bodden	FB	Griffith		CB	Washington
FB	Vickers		SS	S. Jones	RB	Jordan		SS	Huff
RB	Lewis		FS	Pool	QB	McCown		FS	Schweigert
TEAM	1	2	3	4	FINAL				
Cleveland	0	10	7	7	24				
Oakland	3	13	7	3	26				

SCORING SUMMARY

TEAM	Q	TIME	PLAY	V	H
Raiders	1	0:37	S. Janikowski 32 yd. Field Goal (10-69, 5:34)	0	3
Raiders	2	11:00	S. Janikowski 22 yd. Field Goal (6-20, 2:35)	0	6
Raiders	2	4:45	R. Curry 41 yd. pass from J. McCown (Janikowski kick) (8-93, 4:03)	0	13
Raiders	2	2:05	S. Janikowski 23 yd. Field Goal (4-2, 1:37)	0	16
Browns	2	1:53	J. Cribbs 99 yd. kickoff return (P. Dawson kick) (0-0, 0:12)	7	16
Browns	2	0:11	P. Dawson 23 yd. Field Goal (8-24, 1:28)	10	16
Browns	3	9:16	B. Edwards 21 yd. pass from D. Anderson (Dawson kick) (4-52, 1:22)	17	16
Raiders	3	0:10	L. Jordan 1 yd. run (S. Janikowski kick) (15-80, 9:06)	17	23
Raiders	4	8:11	S. Janikowski 48 yd. Field Goal (11-55, 5:58)	17	26
Browns	4	3:33	D. Anderson 1 yd. run (P. Dawson kick) (10-80, 4:38)	24	26

INDIVIDUAL STATISTICS

CLEVELAND BROWNS										OAKLAND RAIDERS													
RUSHING										RUSHING													
	ATT	YDS	AVG	LG	TD		ATT	YDS	AVG	LG	TD												
J. Lewis	15	56	3.7	15	0	L. Jordan	29	121	4.2	25	1												
J. Wright	1	13	13.0	13	0	J. Fargas	8	50	6.3	21	0												
D. Anderson	2	12	6.0	11	1	J. McCown	4	15	3.8	7	0												
J. Cribbs	1	7	7.0	7	0	TOTAL	41	186	4.5	25	1												
TOTAL	19	88	4.6	15	1																		
PASSING										PASSING													
	ATT	CMP	YDS	SK/YD	TD	LG	INT	RTG		ATT	CMP	YDS	SK/YD	TD	LG	INT	RTG						
D. Anderson	37	18	248	1/24	1	33	2	57.0	D. Culpepper	14	8	118	1/11	0	27	0	84.8						
TOTAL	37	18	248	1/24	1	33	2	57.0	J. McCown	12	6	108	1/5	1	41	0	109.0						
									TOTAL	26	14	226	2/16	1	41	0	96.0						
PASS RECEIVING										PASS RECEIVING													
	NO	YDS	AVG	LG	TD		NO	YDS	AVG	LG	TD												
K. Winslow	6	88	14.7	33	0	R. Curry	3	62	20.7	41	1												
B. Edwards	4	83	20.8	27	1	J. Madsen	3	61	20.3	39	0												
J. Jurevicius	3	33	11.0	16	0	L. Jordan	2	32	16.0	27	0												
J. Lewis	2	22	11.0	15	0	J. Griffith	2	7	3.5	5	0												
J. Wright	2	8	4.0	6	0	M. Williams	1	24	24.0	24	0												
T. Carter	1	14	14.0	14	0	J. Porter	1	20	20.0	20	0												
TOTAL	18	248	13.8	33	1	Z. Miller	1	13	13.0	13	0												
						J. Fargas	1	7	7.0	7	0												
INTERCEPTIONS										INTERCEPTIONS													
	NO	YDS	AVG	LG	TD		NO	YDS	AVG	LG	TD												
TOTAL	0	0	0	0	0	K. Morrison	1	45	45.0	45	0												
						T. Howard	1	26	26.0	26	0												
PUNTING										PUNTING													
	NO	YDS	AVG	NET	TB	IN20	LG		NO	YDS	AVG	NET	TB	IN20	LG								
S. Player	5	234	46.8	46.4	0	2	53	S. Lechler	3	165	55.0	41.0	1	1	69								
TOTAL	5	234	46.8	46.4	0	2	53	TOTAL	3	165	55.0	41.0	1	1	69								
PUNT RETURNS										PUNT RETURNS													
	NO	YDS	AVG	FC	LG	TD		NO	YDS	AVG	FC	LG	TD										
J. Cribbs	1	22	22.0	0	22	0	J. Higgins	2	1	0.5	0	1	0										
[DOWNED]	1	0	0.0	0	0	0	C. Carr	1	1	1.0	0	1	0										
[TOUCHBACK]	1	0	0.0	0	0	0	[DOWNED]	1	0	0.0	0	0	0										
RETURNS	1	22	22.0	0	22	0	[OUT OF BOUNDS]	1	0	0.0	0	0	0										
							RETURNS	3	2	0.7	0	1	0										
KICKOFF RETURNS										KICKOFF RETURNS													
	NO	YDS	AVG	FC	LG	TD		NO	YDS	AVG	FC	LG	TD										
J. Cribbs	4	174	43.5	0	99	1	C. Carr	4	79	19.8	0	31	0										
[TOUCHBACK]	3	0	0.0	0	0	0	[TOUCHBACK]	1	0	0.0	0	0	0										
RETURNS	4	174	43.5	0	99	1	RETURNS	4	79	19.8	0	31	0										
FUMBLES										FUMBLES													
	FUM	LOST	OWN REC	YDS	TD	FOR	OPP REC	YDS	TD	OUT	BDS		FUM	LOST	OWN REC	YDS	TD	FOR	OPP REC	YDS	TD	OUT	BDS
D. Anderson	1	0	0	0	0	0	0	0	0	0	1	J. McCown	2	1	0	0	0	0	0	0	0	0	0
S. Jones	0	0	0	0	0	1	0	0	0	0	0	M. Williams	1	1	0	0	0	0	0	0	0	0	0
K. Wimbley	0	0	0	0	0	1	0	0	0	0	0	B. Sims	0	0	1	0	0	0	0	0	0	0	0
S. Fraser	0	0	0	0	0	0	1	0	0	0	0	G. Warren	0	0	0	0	0	1	0	0	0	0	0
D. Holly	0	0	0	0	0	0	1	3	0	0	0	TOTAL	3	2	1	0	0	1	0	0	0	0	0
TOTAL	1	0	0	0	0	2	2	3	0	1	1												

2007 REVIEW
Week-By-Week Summaries



TEAM STATISTICS

	VISITOR BROWNS	HOME RAIDERS
TOTAL FIRST DOWNS	17	19
By Rushing	4	7
By Passing	12	9
By Penalty	1	3
THIRD DOWN EFFICIENCY	5-14-36%	7-16-44%
FOURTH DOWN EFFICIENCY	1-1-100%	1-1-100%
TOTAL NET YARDS	312	396
Total Offensive Plays (inc. times thrown passing)	57	69
Average gain per offensive play	5.5	5.7
NET YARDS RUSHING	88	186
Total Rushing Plays	19	41
Average gain per rushing play	4.6	4.5
Tackles for a loss-number and yards	1-1	2-4
NET YARDS PASSING	224	210
Times thrown-yards lost attempting to pass	1-24	2-16
Gross yards passing	248	226
PASS ATTEMPTS-COMPLETIONS-HAD INTERCEPTED	37-18-2	26-14-0
Avg gain per pass play (inc.# thrown passing)	5.9	7.5
KICKOFFS Number-In End Zone-Touchbacks	5-3-1	7-4-3
PUNTS Number and Average	5-46.8	3-55.0
Had Blocked	0	0
FGs-PATs Had Blocked	1-0	0-0
Net Punting Average	46.4	41.0
TOTAL RETURN YARDAGE (Not Including Kickoffs)	22	73
No. and Yards Punt Returns	1-22	3-2
No. and Yards Kickoff Returns	4-174	4-79
No. and Yards Interception Returns	0-0	2-71
PENALTIES Number and Yards	9-64	7-55
FUMBLES Number and Lost	1-0	3-2
TOUCHDOWNS	3	2
Rushing	1	1
Passing	1	1
Kickoff Returns	1	0
EXTRA POINTS Made-Attempts	3-3	2-2
Kicking Made-Attempts	3-3	2-2
FIELD GOALS Made-Attempts	1-2	4-4
RED ZONE EFFICIENCY	1-2-50%	1-4-25%
GOAL TO GO EFFICIENCY	1-2-50%	1-3-33%
SAFETIES	0	0
FINAL SCORE	24	26
TIME OF POSSESSION	23:43	36:17

**CLEVELAND BROWNS DEFENSIVE STATISTICS VS. OAKLAND
 BASED ON COACHES' FILM REVIEW—AS OF 9/24/07**

PLAYER	TACKLES							FUMBLES						
	TOTAL	SOLO	ASST	TFL	SACKS	YDS	PRESS	INTS	YDS	PBU	FOR	REC	SAFETY	TD
Sean Jones	12	4	8	0	0	0	0	0	0	2	1	0	0	0
D'Qwell Jackson	11	8	3	0	0	0	0	0	0	0	0	0	0	0
Brodney Pool	9	4	5	0	0	0	0	0	0	0	0	0	0	0
Andra Davis	8	4	4	0	0	0	0	0	0	0	0	0	0	0
Leigh Bodden	7	2	5	0	0	0	0	0	0	2	0	0	0	0
Robaire Smith	7	4	3	0	0	0	0	0	0	0	0	0	0	0
Orpheus Roye	6	1	5	0	0	0	0	0	0	0	0	0	0	0
Chaun Thompson	4	2	1	1	0	0	0	0	0	0	0	0	0	0
Kameron Wimbley	4	4	0	0	2	16	0	0	0	0	1	0	0	0
Eric Wright	3	2	1	0	0	0	0	0	0	0	0	0	0	0
Leon Williams	3	3	0	0	0	0	0	0	0	0	0	0	0	0
Ethan Kelly	3	1	2	0	0	0	0	0	0	0	0	0	0	0
Antwan Peek	2	1	1	0	0	0	0	0	0	1	0	0	0	0
Ted Washington	2	2	0	0	0	0	0	0	0	0	0	0	0	0
Shaun Smith	1	0	1	0	0	0	0	0	0	0	0	0	0	0
Simon Fraser	1	1	0	0	0	0	0	0	0	0	0	1	0	0
Daven Holly	0	0	0	0	0	0	0	0	0	1	0	1	0	0
BROWNS TOTALS	83	43	39	1	2	16	0	0	0	6	2	2	2	0

CLEVELAND BROWNS SPECIAL TEAMS STATISTICS VS. OAKLAND

PLAYER	TACKLES			FUMBLES		BLOCKED				
	TOTAL	SOLO	ASST	FOR	REC	PATS	FGS	PUNTS	TDS	SAFETY
Joshua Cribbs	3	1	2	0	0	0	0	0	1	0
Kris Griffin	2	2	0	0	0	0	0	0	0	0
Chaun Thompson	2	2	0	0	0	0	0	0	0	0
David McMillan	1	0	1	0	0	0	0	0	0	0
Mike Adams	1	1	0	0	0	0	0	0	0	0
Darnell Dinkins	1	1	0	0	0	0	0	0	0	0
BROWNS TOTAL	10	7	3	0	0	0	0	0	1	0



4

CLEVELAND BROWNS 27, BALTIMORE RAVENS 13

SEPT. 30, 2007 • CLEVELAND BROWNS STADIUM • ATTENDANCE: 73,024

STARTING LINEUPS

BALTIMORE RAVENS				CLEVELAND BROWNS			
OFFENSE		DEFENSE		OFFENSE		DEFENSE	
WR	Clayton	LDT	D. Edwards	WR	Jurevicius	LE	S. Smith
LT	Terry	NT	Gregg	LT	Thomas	RE	R. Smith
LG	J. Brown	RDT	Ngata	LG	Steinbach	LOLB	McGinest
C	Flynn	LOLB	J. Johnson	C	Fraleigh	MLB	L. Williams
RG	Chester	LILB	R. Lewis	RG	McKinney	WLB	D. Jackson
RT	Yanda	RILB	Scott	RT	Shaffer	SLB	Wimbley
TE	Heap	ROLB	Suggs	TE	Heiden	LCB	E. Wright
WR	Mason	LCB	McAlister	WR	Edwards	RCB	Badden
QB	McNair	RCB	Ivy	QB	Anderson	DB	Holly
WR	D. Williams	SS	Landry	FB	Vickers	SS	S. Jones
HB	McGahee	FS	Reed	RB	J. Lewis	FS	Pool
TEAM				FINAL			
Baltimore	0	6	0	7	13		
Cleveland	14	10	3	0	27		

SCORING SUMMARY

TEAM	Q	TIME	PLAY	V	H
Browns	1	9:46	J. Jurevicius 2 yd. pass from D. Anderson (P. Dawson kick) (9-55, 5:14)	0	7
Browns	1	5:46	B. Edwards 78 yd. pass from D. Anderson (P. Dawson kick) (1-78, 0:09)	0	14
Ravens	2	12:45	M. Stover 21 yd. Field Goal (6-21, 2:27)	3	14
Browns	2	9:17	P. Dawson 41 yd. Field Goal (8-49, 3:28)	3	17
Browns	2	4:52	J. Lewis 1 yd. run (P. Dawson kick) (8-31, 4:18)	3	24
Ravens	2	0:52	M. Stover 29 yd. Field Goal (11-68, 4:00)	6	24
Browns	3	4:12	P. Dawson 20 yd. Field Goal (9-66, 4:37)	6	27
Ravens	4	7:14	Q. Sypniewski 4 yd. pass from S. McNair (M. Stover kick) (13-85, 6:27)	13	27

INDIVIDUAL STATISTICS

BALTIMORE RAVENS							CLEVELAND BROWNS							
RUSHING	ATT	YDS	AVG	LG	TD		RUSHING	ATT	YDS	AVG	LG	TD		
W. McGahee	14	104	7.4	28	0		J. Lewis	23	64	2.8	28	1		
M. Smith	5	5	1.0	3	0		J. Wright	2	27	13.5	15	0		
S. McNair	1	2	2.0	2	0		L. Vickers	1	6	6.0	6	0		
							J. Cribbs	1	2	2.0	2	0		
							D. Anderson	3	0	0.0	2	0		
TOTAL	20	111	5.6	28	0		TOTAL	30	99	3.3	28	1		
PASSING	ATT	CMP	YDS	SK/YD	TD	LG	INT	RTG						
S. McNair	53	34	307	0/0	1	30	1	78.1						
TOTAL	53	34	307	0/0	1	30	1	78.1						
PASS RECEIVING	NO	YDS	AVG	LG	TD									
D. Mason	10	78	7.8	11	0									
Q. Sypniewski	6	34	5.7	9	1									
D. Williams	5	63	12.6	17	0									
T. Heap	4	36	9.0	15	0									
M. Clayton	3	43	14.3	19	0									
M. Smith	3	19	6.3	10	0									
W. McGahee	2	32	16.0	30	0									
D. Wilcox	1	2	2.0	2	0									
TOTAL	34	307	9.0	30	1									
INTERCEPTIONS	NO	YDS	AVG	LG	TD									
E. Reed	1	20	20.0	20	0									
TOTAL	1	20	20.0	20	0									
PUNTING	NO	YDS	AVG	NET	TB	IN20	LG							
TOTAL	0	0	0.0	0.0	0	0	0							
PASS RECEIVING	NO	YDS	AVG	LG	TD									
K. Winslow	4	96	24.0	49	0									
B. Edwards	3	97	32.3	78	1									
J. Jurevicius	2	10	5.0	8	1									
S. Heiden	1	1	1.0	1	0									
TOTAL	10	204	20.4	78	2									
INTERCEPTIONS	NO	YDS	AVG	LG	TD									
L. Bodden	1	7	7.0	7	0									
TOTAL	1	7	7.0	7	0									
PUNTING	NO	YDS	AVG	NET	TB	IN20	LG							
S. Player	3	128	42.7	40.0	0	3	53							
TOTAL	3	128	42.7	40.0	0	3	53							
PUNTING	NO	YDS	AVG	FC	LG	TD								
TOTAL	0	0	0.0	0	0	0								
PASS RECEIVING	NO	YDS	AVG	FC	LG	TD								
Y. Figs	1	8	8.0	0	8	0								
[DOWNED]	1	0	0.0	0	0	0								
[OUT OF BOUNDS]	1	0	0.0	0	0	0								
RETURNS	1	8	8.0	0	8	0								
KICKOFF RETURNS	NO	YDS	AVG	FC	LG	TD								
Y. Figs	4	94	23.5	0	27	0								
[TOUCHBACK]	2	0	0.0	0	0	0								
RETURNS	4	94	23.5	0	27	0								
KICKOFF RETURNS	NO	YDS	AVG	FC	LG	TD								
J. Cribbs	3	94	31.3	0	41	0								
J. Wright	1	20	20.0	0	20	0								
RETURNS	4	114	28.5	0	41	0								
FUMBLES	FUM	LOST	REC	YDS	TD	FOR	REC	YDS	TD	BDS				
Y. Figs	1	1	0	0	0	0	0	0	0	0	0	0	0	0
D. Wilcox	0	0	0	0	0	1	0	0	0	0	0	0	0	0
TOTAL	1	0	0	0	0	1	1	0	0	0	0	0	0	0
FUMBLES	FUM	LOST	REC	YDS	TD	FOR	REC	YDS	TD	BDS				
L. Bodden	1	0	0	0	0	0	0	0	0	0	0	0	0	0
D. Dinkins	0	0	0	0	0	1	0	0	0	0	0	0	0	0
D. McMillan	0	0	0	0	0	0	1	0	0	0	0	0	0	0
TOTAL	1	1	0	0	0	1	0	0	0	0	0	0	0	0

2007 REVIEW
Week-By-Week Summaries



TEAM STATISTICS

	VISITOR RAVENS	HOME BROWNS
TOTAL FIRST DOWNS	26	12
By Rushing	5	5
By Passing	19	6
By Penalty	2	1
THIRD DOWN EFFICIENCY	7-14-50%	5-12-42%
FOURTH DOWN EFFICIENCY	1-3-33%	0-0-0%
TOTAL NET YARDS	418	303
Total Offensive Plays (inc. times thrown passing)	73	48
Average gain per offensive play	5.7	6.3
NET YARDS RUSHING	111	99
Total Rushing Plays	20	30
Average gain per rushing play	5.6	3.3
Tackles for a loss-number and yards	0-0	2-5
NET YARDS PASSING	307	204
Times thrown-yards lost attempting to pass	0-0	0-0
Gross yards passing	307	204
PASS ATTEMPTS-COMPLETIONS-HAD INTERCEPTED	53-34-1	18-10-1
Avg gain per pass play (inc.# thrown passing)	5.8	11.3
KICKOFFS Number-In End Zone-Touchbacks	4-0-0	6-3-2
PUNTS Number and Average	0-0-0	3-42.7
Had Blocked	0	0
FGs-PATs Had Blocked	0-0	0-0
Net Punting Average	0.0	40.0
TOTAL RETURN YARDAGE (Not Including Kickoffs)	28	7
No. and Yards Punt Returns	1-8	0-0
No. and Yards Kickoff Returns	4-94	4-114
No. and Yards Interception Returns	1-20	1-7
PENALTIES Number and Yards	7-41	6-41
FUMBLES Number and Lost	1-1	1-0
TOUCHDOWNS	1	3
Rushing	0	1
Passing	1	2
EXTRA POINTS Made-Attempts	1-1	3-3
Kicking Made-Attempts	1-1	3-3
FIELD GOALS Made-Attempts	2-4	2-2
RED ZONE EFFICIENCY	1-4-25%	2-3-67%
GOAL TO GO EFFICIENCY	1-1-100%	2-3-67%
SAFETIES	0	0
FINAL SCORE	13	27
TIME OF POSSESSION	34:29	25:31

**CLEVELAND BROWNS DEFENSIVE STATISTICS VS. BALTIMORE
BASED ON COACHES' FILM REVIEW—AS OF 10/1/07**

PLAYER	TACKLES								FUMBLES					
	TOTAL	SOLO	ASST	TFL	SACKS	YDS	PRESS	INTS	YDS	PBU	FOR	REC	SAFETY	TD
Andra Davis	9	3	6	0	0	0	0	0	0	1	0	0	0	0
Eric Wright	9	9	0	0	0	0	0	0	0	0	0	0	0	0
D'Qwell Jackson	8	7	1	0	0	0	0	0	0	2	0	0	0	0
Leigh Bodden	8	8	0	0	0	0	0	1	12	1	0	0	0	0
Daven Holly	7	6	1	0	0	0	0	0	0	1	0	0	0	0
Leon Williams	5	5	0	0	0	0	0	0	0	0	0	0	0	0
Shaun Smith	5	3	2	0	0	0	0	0	0	0	0	0	0	0
Kameron Wimbley	4	2	2	0	0	0	3	0	0	0	0	0	0	0
Sean Jones	3	2	1	0	0	0	0	0	0	0	0	0	0	0
Brodney Pool	3	2	1	0	0	0	1	0	0	1	0	0	0	0
Robaire Smith	3	1	2	0	0	0	0	0	0	1	0	0	0	0
Willie McGinest	3	2	1	0	0	0	0	0	0	0	0	0	0	0
Ethan Kelley	3	1	2	0	0	0	0	0	0	0	0	0	0	0
Chau Thompson	1	1	0	0	0	0	0	0	0	0	0	0	0	0
Mike Adams	1	1	0	0	0	0	0	0	0	0	0	0	0	0
Antwan Peek	0	0	0	0	0	0	1	0	0	1	0	0	0	0
Ted Washington	0	0	0	0	0	0	0	0	0	0	0	0	0	0
Simon Fraser	0	0	0	0	0	0	1	0	0	1	0	0	0	0
David McMillan	0	0	0	0	0	0	0	0	0	0	0	0	0	0
BROWNS TOTALS	72	53	19	0	0	0	6	1	12	9	0	0	0	0

CLEVELAND BROWNS SPECIAL TEAMS STATISTICS VS. BALTIMORE

PLAYER	TOTAL	SOLO	ASST	FOR	REC	PATS	FGS	PUNTS	TDS	SAFETY
Darnell Dinkins	2	2	0	1	0	0	0	0	0	0
Lawrence Vickers	2	1	1	0	0	0	0	0	0	0
Kris Griffin	2	1	1	0	0	0	0	0	0	0
Mike Adams	1	1	0	0	0	0	0	0	0	0
Leon Williams	1	1	0	0	0	0	0	0	0	0
Joshua Cribbs	1	0	1	0	0	0	0	0	0	0
David McMillan	0	0	0	0	1	0	0	0	0	0
BROWNS TOTAL	9	6	3	1	1	0	0	0	0	0



5 NEW ENGLAND PATRIOTS 34, CLEVELAND BROWNS 17

OCT. 7, 2007 • GILLETTE STADIUM • ATTENDANCE: 68,756

STARTING LINEUPS

CLEVELAND BROWNS					NEW ENGLAND PATRIOTS				
OFFENSE			DEFENSE		OFFENSE			DEFENSE	
WR	Jurevicius		LE	Roye	WR	Stallworth	LE	T. Warren	
LT	Thomas		RE	R. Smith	LT	Light	NT	Wilfork	
LG	Steinbach		LOLB	McGinest	LG	Mankins	RE	J. Green	
C	Fraley		MLB	L. Williams	C	Hochstein	OLB	Vrabel	
RG	McKinney		WLB	D. Jackson	RG	Neal	ILB	A. Thomas	
RT	Shaffer		ROLB	Wimbley	RT	Kaczur	ILB	Bruschi	
TE	Winslow		LCB	E. Wright	TE	K. Brady	OLB	Colvin	
WR	Edwards		RCB	Bodden	WR	Moss	LCB	Samuel	
QB	Anderson		DB	Holly	QB	T. Brady	RCB	Hobbs	
FB	Vickers		SS	S. Jones	RB	S. Morris	SS	J. Sanders	
RB	Lewis		FS	Pool	WR	Welker	FS	E. Wilson	

TEAM	1	2	3	4	FINAL
Cleveland	0	0	3	14	17
New England	10	10	0	14	34

SCORING SUMMARY

TEAM	Q	TIME	PLAY	V	H
Patriots	1	8:01	S. Gostkowski 20 yd. Field Goal (14-78, 6:59)	0	3
Patriots	1	2:33	D. Stallworth 34 yd. pass from T. Brady (S. Gostkowski kick) (1-34, 0:11)	0	10
Patriots	2	6:12	S. Gostkowski 25 yd. Field Goal (8-44, 4:17)	0	13
Patriots	2	1:01	B. Watson 7 yd. pass from T. Brady (S. Gostkowski kick) (3-25, 0:46)	0	20
Browns	3	7:32	P. Dawson 42 yd. Field Goal (8-56, 3:28)	3	20
Browns	4	14:10	T. Carter 21 yd. pass from D. Anderson (P. Dawson kick) (7-55, 3:50)	10	20
Patriots	4	9:40	B. Watson 25 yd. pass from T. Brady (S. Gostkowski kick) (9-71, 4:30)	10	27
Browns	4	5:56	K. Winslow 14 yd. pass from D. Anderson (P. Dawson kick) (2-35, 0:48)	17	27
Patriots	4	0:42	R. Gay 15 yd. fumble return (S. Gostkowski kick)	17	34

INDIVIDUAL STATISTICS

CLEVELAND BROWNS										NEW ENGLAND PATRIOTS																	
RUSHING		ATT	YDS	AVG	LG	TD					RUSHING		ATT	YDS	AVG	LG	TD										
J. Wright	15	59	3.9	11	0					S. Morris	21	102	4.9	13	0												
J. Lewis	1	11	11.0	11	0					K. Eckel	6	16	2.7	10	0												
J. Cribbs	1	11	11.0	11	0					D. Stallworth	1	12	12.0	12	0												
D. Anderson	3	7	2.3	7	0					B. Watson	1	11	11.0	11	0												
L. Vickers	1	4	4.0	4	0					K. Faulk	3	6	2.0	5	0												
TOTAL	21	92	4.4	11	0					TOTAL	32	147	4.6	13	0												
PASSING		ATT	CMP	YDS	SK/YD	TD	LG	INT	RTG					PASSING		ATT	CMP	YDS	SK/YD	TD	LG	INT	RTG				
D. Anderson	43	22	287	3/26	2	36	3	59.0					T. Brady	38	22	265	0/0	3	35	0	105.7						
TOTAL	43	22	287	3/26	2	36	3	59.0					TOTAL	38	22	265	0/0	3	35	0	105.7						
PASS RECEIVING		NO	YDS	AVG	LG	TD					PASS RECEIVING		NO	YDS	AVG	LG	TD										
B. Edwards	6	110	18.3	36	0					B. Watson	6	107	17.8	35	2												
K. Winslow	4	49	12.3	15	1					D. Stallworth	4	65	16.3	34	1												
J. Wright	4	43	10.8	21	0					W. Welker	4	19	4.8	7	0												
T. Carter	3	50	16.7	21	1					R. Moss	3	46	15.3	20	0												
S. Heiden	2	10	5.0	7	0					S. Morris	2	9	4.5	5	0												
L. Vickers	2	8	4.0	5	0					K. Brady	1	7	7.0	7	0												
J. Jurevicius	1	17	17.0	17	0					K. Faulk	1	7	7.0	7	0												
TOTAL	22	287	13.0	36	2					TOTAL	22	265	12.0	35	3												
INTERCEPTIONS		NO	YDS	AVG	LG	TD					INTERCEPTIONS		NO	YDS	AVG	LG	TD										
		0	0	0.0	0	0							2	23	11.5	23	0										
		0	0	0.0	0	0							A. Samuel	1	6	6.0	6	0									
		0	0	0.0	0	0							TOTAL	3	29	9.7	23	0									
PUNTING		NO	YDS	AVG	NET	TB	IN20	LG					PUNTING		NO	YDS	AVG	NET	TB	IN20	LG						
S. Player	5	231	46.2	34.4	2	1	57					C. Hanson	6	215	35.8	30.7	1	1	45								
TOTAL	5	231	46.2	34.4	2	1	57					TOTAL	6	215	35.8	30.7	1	1	45								
PUNT RETURNS		NO	YDS	AVG	FC	LG	TD					PUNT RETURNS		NO	YDS	AVG	FC	LG	TD								
J. Cribbs	1	11	11.0	2	11	0					W. Welker	2	19	9.5	0	12	0										
[OUT OF BOUNDS]	2	0	0.0	0	0	0					[OUT OF BOUNDS]	1	0	0.0	0	0	0										
[TOUCHBACK]	1	0	0.0	0	0	0					[TOUCHBACK]	2	0	0.0	0	0	0										
RETURNS	1	11	11.0	2	11	0					RETURNS	2	19	9.5	0	12	0										
KICKOFF RETURNS		NO	YDS	AVG	FC	LG	TD					KICKOFF RETURNS		NO	YDS	AVG	FC	LG	TD								
J. Cribbs	5	118	23.6	0	31	0					W. Welker	2	51	25.5	0	33	0										
J. Wright	1	19	19.0	0	19	0					E. Hobbs	1	18	18.0	0	18	0										
[OUT OF BOUNDS]	1	0	0.0	0	0	0					P. Woods	0	0	0.0	0	0	0										
RETURNS	6	137	22.8	0	31	0					RETURNS	3	69	23.0	1	33	0										
FUMBLES		FUM	LOST	REC	YDS	TD	FOR	OPP	YDS	TD					FUMBLES		FUM	LOST	REC	YDS	TD	FOR	OPP	YDS	TD	OUT	
K. Winslow	1	1	0	0	0	0	0	0	0	0					R. Gay	0	0	0	0	0	1	1	15	1	0	0	
TOTAL	1	1	0	0	0	0	0	0	0	0					TOTAL	0	0	0	0	0	1	1	15	1	0	0	0

2007 REVIEW
Week-By-Week Summaries



TEAM STATISTICS

	VISITOR BROWNS	HOME PATRIOTS
TOTAL FIRST DOWNS	22	23
By Rushing	7	10
By Passing	14	12
By Penalty	1	1
THIRD DOWN EFFICIENCY	3-11-27%	2-12-17%
FOURTH DOWN EFFICIENCY	0-1-0%	1-2-50%
TOTAL NET YARDS	353	412
Total Offensive Plays (inc. times thrown passing)	67	70
Average gain per offensive play	5.3	5.9
NET YARDS RUSHING	92	147
Total Rushing Plays	21	32
Average gain per rushing play	4.4	4.6
Tackles for a loss-number and yards	1-1	1-3
NET YARDS PASSING	261	265
Times thrown-yards lost attempting to pass	3-26	0-0
Gross yards passing	287	265
PASS ATTEMPTS-COMPLETIONS-HAD INTERCEPTED	43-22-3	38-22-0
Avg gain per pass play (inc.# thrown passing)	5.7	7.0
KICKOFFS Number-In End Zone-Touchbacks	4-1-0	7-0-0
PUNTS Number and Average	5-46.2	6-35.8
Had Blocked	0	0
FGs-PATs Had Blocked	0-0	0-0
Net Punting Average	34.4	30.7
TOTAL RETURN YARDAGE (Not Including Kickoffs)	11	48
No. and Yards Punt Returns	1-11	2-19
No. and Yards Kickoff Returns	6-137	3-69
No. and Yards Interception Returns	0-0	3-29
PENALTIES Number and Yards	7-40	6-52
FUMBLES Number and Lost	1-1	0-0
TOUCHDOWNS	2	4
Rushing	0	0
Passing	2	3
Fumbles	0	1
EXTRA POINTS Made-Attempts	2-2	4-4
Kicking Made-Attempts	2-2	4-4
FIELD GOALS Made-Attempts	1-1	2-2
RED ZONE EFFICIENCY	1-3-33%	1-4-25%
GOAL TO GO EFFICIENCY	0-2-0%	1-4-25%
SAFETIES	0	0
FINAL SCORE	17	34
TIME OF POSSESSION	27:33	32:27

**CLEVELAND BROWNS DEFENSIVE STATISTICS VS. NEW ENGLAND
 BASED ON COACHES' FILM REVIEW—AS OF 10/3/07**

PLAYER	TACKLES										FUMBLES			
	TOTAL	SOLO	ASST	TFL	SACKS	YDS	PRESS	INTS	YDS	PBU	FOR	REC	SAFETY	TD
D'Owll Jackson	11	7	4	0	0	0	0	0	0	0	0	0	0	0
Leon Williams	7	5	2	0	0	0	0	0	0	0	0	0	0	0
Eric Wright	6	4	2	0	0	0	0	0	0	2	0	0	0	0
Leigh Bodden	6	3	3	0	0	0	0	0	0	0	0	0	0	0
Robaire Smith	6	3	2	1	0	0	0	0	0	0	0	0	0	0
Kameron Wimbley	5	3	2	0	0	0	1	0	0	0	0	0	0	0
Sean Jones	5	2	3	0	0	0	0	0	0	1	0	0	0	0
Andra Davis	4	3	1	0	0	0	0	0	0	0	0	0	0	0
Daven Holly	4	2	2	0	0	0	0	0	0	0	0	0	0	0
Brodney Pool	3	2	1	0	0	0	0	0	0	0	0	0	0	0
Mike Adams	3	2	1	0	0	0	0	0	0	0	0	0	0	0
Willie McGinest	2	1	1	0	0	0	0	0	0	0	0	0	0	0
Shaun Smith	1	0	1	0	0	0	0	0	0	0	0	0	0	0
Ethan Kelley	1	1	0	0	0	0	1	0	0	0	0	0	0	0
Chaun Thompson	1	1	0	0	0	0	0	0	0	0	0	0	0	0
Antwan Peek	1	0	1	0	0	0	0	0	0	0	0	0	0	0
Kenny Wright	1	0	1	0	0	0	0	0	0	0	0	0	0	0
Simon Fraser	1	1	0	0	0	0	0	0	0	0	0	0	0	0
Orpheus Roye	0	0	0	0	0	0	0	0	0	0	0	0	0	0
David McMillan	0	0	0	0	0	0	0	0	0	0	0	0	0	0
BROWNS TOTALS	68	40	27	1	0	0	2	0	0	3	0	0	0	0

CLEVELAND BROWNS SPECIAL TEAMS STATISTICS VS. NEW ENGLAND

PLAYER	TACKLES			FUMBLES		BLOCKED				
	TOTAL	SOLO	ASST	FOR	REC	PATS	FGS	PUNTS	TDS	SAFETY
Kris Griffin	3	2	1	0	0	0	0	0	0	0
Lawrence Vickers	1	1	0	0	0	0	0	0	0	0
Jason Wright	1	1	0	0	0	0	0	0	0	0
Eric Wright	1	0	1	0	0	0	0	0	0	0
BROWNS TOTAL	6	4	2	0	0	0	0	0	0	0



6

CLEVELAND BROWNS 41, MIAMI DOLPHINS 31

OCT. 14, 2007 • CLEVELAND BROWNS STADIUM • ATTENDANCE: 73,198

STARTING LINEUPS

MIAMI DOLPHINS				CLEVELAND BROWNS			
OFFENSE		DEFENSE		OFFENSE		DEFENSE	
WR	Booker	LDE	Roth	WR	Jurevicius	LE	S. Smith
LT	Carey	LDT	Traylor	LT	Thomas	RE	R. Smith
LG	Liwienski	RDT	R. Wright	LG	Steinbach	LOLB	McGinest
C	Satele	RDE	J. Taylor	C	Fraleigh	MLB	L. Williams
RG	Hadnot	LOLB	Porter	RC	McKinney	WLB	D. Jackson
RT	Shelton	MLB	Z. Thomas	RT	Shaffer	SLB	Wimbley
TE	D. Martin	ROLB	Crowder	TE	Winslow	LCB	E. Wright
WR	Chambers	LCB	Allen	WR	Edwards	RCB	Bodden
QB	Lemon	RCB	Lehan	QB	Anderson	DB	Holly
RB	R. Brown	S	R. Hill	FB	Vickers	SS	S. Jones
WR	Ginn	S	Darius	RB	J. Wright	FS	Pool
TEAM	1	2	3	4	FINAL		
Miami	3	7	14	7	31		
Cleveland	14	13	0	14	41		

SCORING SUMMARY

TEAM	Q	TIME	PLAY	V	H
Browns	1	12:46	J. Wright 1 yd. run (P. Dawson kick) (5-45, 2:14)	0	7
Dolphins	1	6:17	J. Feely 43 yd. Field Goal (10-43, 3:43)	3	7
Browns	1	0:09	D. Anderson 1 yd. run (P. Dawson kick) (10-67, 6:08)	3	14
Browns	2	8:50	P. Dawson 40 yd. Field Goal (9-36, 5:10)	3	17
Browns	2	6:13	B. Edwards 24 yd. pass from D. Anderson (Dawson kick) (1-24, 0:06)	3	24
Dolphins	2	1:03	D. Martin 14 yd. pass from C. Lemon (J. Feely kick) (11-90, 5:10)	10	24
Browns	2	0:00	P. Dawson 20 yd. Field Goal (7-70, 1:03)	10	27
Dolphins	3	7:57	C. Lemon 5 yd. run (J. Feely kick) (14-75, 7:03)	17	27
Dolphins	3	2:44	C. Lemon 1 yd. run (J. Feely kick) (9-62, 3:41)	24	27
Browns	4	10:51	B. Edwards 5 yd. pass from D. Anderson (Dawson kick) (12-66, 6:53)	24	34
Browns	4	4:34	B. Edwards 16 yd. pass from D. Anderson (Dawson kick) (9-67, 4:27)	24	41
Dolphins	4	1:34	D. Martin 4 yd. pass from C. Lemon (J. Feely kick) (4-26, 0:51)	31	41

INDIVIDUAL STATISTICS

MIAMI DOLPHINS										CLEVELAND BROWNS																	
RUSHING	ATT	YDS	AVG	LG	TD	RUSHING	ATT	YDS	AVG	LG	TD	RUSHING	ATT	YDS	AVG	LG	TD	RUSHING	ATT	YDS	AVG	LG	TD				
R. Brown	19	101	5.3	15	0	J. Wright	20	59	3.0	13	1	J. Wright	25	18	245	1/1	3	33	0	142.5							
C. Lemon	4	9	2.3	5	2	J. Harrison	8	57	7.1	14	0	D. Anderson	5	13	2.6	8	1										
						L. Vickers	1	7	7.0	7	0	J. Cribbs	1	4	4.0	4	0										
TOTAL	23	110	4.8	15	2	TOTAL	35	140	4.0	14	2	TOTAL	25	18	245	1/1	3	33	0	142.5							
PASSING	ATT	CMP	YDS	SK/YD	TD	LG	INT	RTG	PASSING	ATT	CMP	YDS	SK/YD	TD	LG	INT	RTG	PASSING	ATT	CMP	YDS	SK/YD	TD	LG	INT	RTG	
C. Lemon	43	24	256	2/10	2	32	2	69.5	D. Anderson	25	18	245	1/1	3	33	0	142.5	D. Anderson	25	18	245	1/1	3	33	0	142.5	
TOTAL	43	24	256	2/10	2	32	2	69.5	TOTAL	25	18	245	1/1	3	33	0	142.5	TOTAL	25	18	245	1/1	3	33	0	142.5	
PASS RECEIVING	NO	YDS	AVG	LG	TD	PASS RECEIVING	NO	YDS	AVG	LG	TD	PASS RECEIVING	NO	YDS	AVG	LG	TD	PASS RECEIVING	NO	YDS	AVG	LG	TD				
R. Brown	9	69	7.7	14	0	K. Winslow	5	90	18.0	33	0	K. Winslow	5	90	18.0	33	0	B. Edwards	5	67	13.4	24	3				
C. Chambers	6	73	12.2	23	0	B. Edwards	5	67	13.4	24	3	J. Wright	3	39	13.0	19	0	J. Wright	3	39	13.0	19	0				
D. Hagan	3	30	10.0	15	0	J. Wright	3	39	13.0	19	0	J. Jurevicius	3	28	9.3	12	0	J. Harrison	1	15	15.0	15	0				
D. Martin	3	18	6.0	14	2	J. Jurevicius	3	28	9.3	12	0	L. Vickers	1	6	6.0	6	0	L. Vickers	1	6	6.0	6	0				
M. Booker	2	34	17.0	25	0	J. Harrison	1	15	15.0	15	0	TOTAL	18	245	13.6	33	3	TOTAL	18	245	13.6	33	3				
T. Ginn	1	32	32.0	32	0	L. Vickers	1	6	6.0	6	0	INTERCEPTIONS	NO	YDS	AVG	LG	TD	INTERCEPTIONS	NO	YDS	AVG	LG	TD				
TOTAL	24	256	10.7	32	2	TOTAL	18	245	13.6	33	3	E. Bodden	1	26	26.0	26	0	E. Wright	1	0	0.0	0	0				
INTERCEPTIONS	NO	YDS	AVG	LG	TD	INTERCEPTIONS	NO	YDS	AVG	LG	TD	L. Bodden	1	26	26.0	26	0	L. Vickers	1	0	0.0	0	0				
TOTAL	0	0	0.0	0	0	TOTAL	2	26	26.0	26	0	TOTAL	2	26	26.0	26	0	TOTAL	2	26	26.0	26	0				
PUNTING	NO	YDS	AVG	NET	TB	IN20	LG	PUNTING	NO	YDS	AVG	NET	TB	IN20	LG	PUNTING	NO	YDS	AVG	NET	TB	IN20	LG				
B. Fields	3	148	49.3	43.0	0	0	52	D. Zastudil	2	69	34.5	29.5	0	0	37	D. Zastudil	2	69	34.5	29.5	0	0	37				
TOTAL	3	148	49.3	43.0	0	0	52	TOTAL	2	69	34.5	29.5	0	0	37	TOTAL	2	69	34.5	29.5	0	0	37				
PUNT RETURNS	NO	YDS	AVG	FC	LG	TD	PUNT RETURNS	NO	YDS	AVG	FC	LG	TD	PUNT RETURNS	NO	YDS	AVG	FC	LG	TD							
T. Ginn	1	10	10.0	0	10	0	J. Cribbs	2	19	9.5	0	10	0	J. Cribbs	2	19	9.5	0	10	0							
[OUT OF BOUNDS]	1	0	0.0	0	0	0	[DOWNED]	1	0	0.0	0	0	0	[DOWNED]	1	0	0.0	0	0	0							
RETURNS	1	10	10.0	0	10	0	RETURNS	2	19	9.5	0	10	0	RETURNS	2	19	9.5	0	10	0							
KICKOFF RETURNS	NO	YDS	AVG	FC	LG	TD	KICKOFF RETURNS	NO	YDS	AVG	FC	LG	TD	KICKOFF RETURNS	NO	YDS	AVG	FC	LG	TD							
T. Ginn	5	122	24.4	0	33	0	J. Cribbs	5	141	28.2	0	39	0	J. Cribbs	5	141	28.2	0	39	0							
J. Chatman	1	10	10.0	0	10	0	RETURNS	5	141	28.2	0	39	0	RETURNS	5	141	28.2	0	39	0							
J. Peelle	1	0	0.0	0	0	0	FUMBLES	FUM	LOST	REC	YDS	TD	FOR	REC	YDS	TD	OUT	FUMBLES	FUM	LOST	REC	YDS	TD	FOR	REC	YDS	TD
RETURNS	7	132	18.9	0	33	0	TOTAL	2	1	1	0	0	0	TOTAL	2	1	1	0	0	0	0	0	0	0	0	0	
FUMBLES	FUM	LOST	REC	YDS	TD	FOR	REC	YDS	TD	OUT	FUMBLES	FUM	LOST	REC	YDS	TD	FOR	REC	YDS	TD	OUT						
R. Hill	0	0	0	0	0	0	0	0	0	0	K. Winslow	1	0	0	0	0	0	0	0	0	0	0	0	0	0		
J. Taylor	0	0	0	0	0	0	1	0	0	0	J. Wright	1	1	0	0	0	0	0	0	0	0	0	0	0	0		
TOTAL	0	0	0	0	0	1	1	0	0	0	R. Tucker	0	0	1	0	0	0	0	0	0	0	0	0	0	0		
TOTAL	0	0	0	0	0	1	1	0	0	0	TOTAL	2	1	1	0	0	0	0	0	0	0	0	0	0	0		



TEAM STATISTICS

	VISITOR DOLPHINS	HOME BROWNS
TOTAL FIRST DOWNS	24	24
By Rushing	13	9
By Passing	10	14
By Penalty	1	1
THIRD DOWN EFFICIENCY	7-14-50%	8-12-67%
FOURTH DOWN EFFICIENCY	2-2-100%	0-0-0%
TOTAL NET YARDS	356	384
Total Offensive Plays (inc. times thrown passing)	68	61
Average gain per offensive play	5.2	6.3
NET YARDS RUSHING	110	140
Total Rushing Plays	23	35
Average gain per rushing play	4.8	4.0
Tackles for a loss-number and yards	1-1	3-4
NET YARDS PASSING	246	244
Times thrown-yards lost attempting to pass	2-10	1-1
Gross yards passing	256	245
PASS ATTEMPTS-COMPLETIONS-HAD INTERCEPTED	43-24-2	25-18-0
Avg gain per pass play (inc.# thrown passing)	5.5	9.4
KICKOFFS Number-In End Zone-Touchbacks	6-0-0	7-2-0
PUNTS Number and Average	3-49.3	2-34.5
Had Blocked	0	0
FGs-PATs Had Blocked	0-0	0-0
Net Punting Average	43.0	29.5
TOTAL RETURN YARDAGE (Not Including Kickoffs)	10	45
No. and Yards Punt Returns	1-10	2-19
No. and Yards Kickoff Returns	7-132	5-141
No. and Yards Interception Returns	0-0	2-26
PENALTIES Number and Yards	8-90	5-32
FUMBLES Number and Lost	0-0	2-1
TOUCHDOWNS	4	5
Rushing	2	2
Passing	2	3
EXTRA POINTS Made-Attempts	4-4	5-5
Kicking Made-Attempts	4-4	5-5
FIELD GOALS Made-Attempts	1-1	2-2
RED ZONE EFFICIENCY	4-5-80%	4-5-80%
GOAL TO GO EFFICIENCY	2-2-100%	3-4-75%
SAFETIES	0	0
FINAL SCORE	31	41
TIME OF POSSESSION	29:38	30:22

**CLEVELAND BROWNS DEFENSIVE STATISTICS VS. MIAMI
 BASED ON COACHES' FILM REVIEW—AS OF 10/15/07**

PLAYER	TACKLES							FUMBLES						
	TOTAL	SOLO	ASST	TFL	SACKS	YDS	PRESS	INTS	YDS	PBU	FOR	REC	SAFETY	TD
D'Qwell Jackson	12	8	3	1	0	0	0	0	0	1	0	0	0	0
Leigh Bodden	9	5	4	0	0	0	0	0	1	26	0	0	0	0
Eric Wright	8	6	2	0	0	0	0	1	0	1	0	0	0	0
Shaun Smith	6	1	5	0	0	0	0	0	0	1	0	0	0	0
Brodney Pool	4	1	3	0	0	0	0	0	0	1	0	0	0	0
Leon Williams	3	2	1	0	0	0	0	0	0	0	0	0	0	0
Kameron Wimbley	3	3	0	0	1	6	1	0	0	0	0	0	0	0
Sean Jones	3	1	2	0	0	0	0	0	0	0	0	0	0	0
Willie McGinest	3	3	0	0	0	0	1	0	0	0	0	0	0	0
Robaire Smith	2	2	0	0	0	0	1	0	0	0	0	0	0	0
Andra Davis	2	1	0	1	0	0	1	0	0	0	0	0	0	0
Antwan Peek	2	1	1	0	1	4	2	0	0	1	0	0	0	0
Simon Fraser	2	1	1	0	0	0	0	0	0	0	0	0	0	0
Daven Holly	1	0	1	0	0	0	0	0	0	2	0	0	0	0
Ethan Kelley	1	0	1	0	0	0	0	0	0	0	0	0	0	0
David McMillan	0	0	0	0	0	0	0	0	0	0	0	0	0	0
Orpheus Royce	0	0	0	0	0	0	0	0	0	0	0	0	0	0
Ted Washington	0	0	0	0	0	0	0	0	0	0	0	0	0	0
BROWNS TOTALS	61	35	24	2	2	10	6	2	26	7	0	0	0	0

CLEVELAND BROWNS SPECIAL TEAMS STATISTICS VS. MIAMI

PLAYER	TOTAL	TACKLES		FUMBLES		PATs	BLOCKED		TDS	SAFETY
		SOLO	ASST	FOR	REC		FGS	PUNTS		
Brandon McDonald	4	2	2	0	0	0	0	0	0	0
Ryan Pontbriand	1	1	0	0	0	0	0	0	0	0
Kenny Wright	1	1	0	0	0	0	0	0	0	0
Kris Griffin	1	1	0	0	0	0	0	0	0	0
Joshua Cribbs	1	1	0	0	0	0	0	0	0	0
Chaun Thompson	1	0	1	0	0	0	0	0	0	0
BROWNS TOTAL	9	6	3	0	0	0	0	0	0	0



7

CLEVELAND BROWNS 27, ST. LOUIS RAMS 20

OCT. 28, 2007 • EDWARD JONES DOME • ATTENDANCE: 62,777

STARTING LINEUPS

CLEVELAND BROWNS					ST. LOUIS RAMS				
OFFENSE			DEFENSE		OFFENSE			DEFENSE	
WR	Jurevicius		LE	S. Smith	WR	Holt		LE	Adeyanju
LT	Thomas		NT	E. Kelley	LT	Barron		UT	Glover
LG	Steinbach		RE	R. Smith	LG	M. Brown		NT	Carrier
C	Fraleigh		LOLB	McGinest	C	McCollum		RE	J. Hall
RG	McKinney		MLB	A. Davis	RG	Incognito		SLB	Chillar
RT	Shaffer		WLB	D. Jackson	RT	Gorin		MLB	Witherspoon
TE	Winslow		ROLB	Wimbley	TE	McMichael		WLB	Tinoisamoa
WR	Edwards		LCB	E. Wright	WR	Bruce		LCB	T. Hill
QB	Anderson		RCB	Bodden	QB	Bulger		RCB	F. Brown
FB	Vickers		SS	S. Jones	TE	A. Walker		SS	Chavous
RB	Lewis		FS	Pool	RB	S. Jackson		FS	Atogwe
TEAM	1	2	3	4	FINAL				
Cleveland	3	14	7	3	27				
St. Louis	14	3	3	0	20				

SCORING SUMMARY

TEAM	Q	TIME	PLAY	V	H
Rams	1	11:37	S. Jackson 2 yd. run (J. Wilkins kick) (6-76, 3:23)	0	7
Rams	1	5:06	T. Holt 1 yd. pass from M. Bulger (J. Wilkins kick) (10-71, 5:21)	0	14
Browns	1	2:38	P. Dawson 35 yd. Field Goal (7-45, 2:28)	3	14
Browns	2	8:22	B. Edwards 12 yd. pass from D. Anderson (Dawson kick) (9-67, 5:04)	10	14
Browns	2	1:11	K. Winslow 21 yd. pass from D. Anderson (Dawson kick) (8-65, 4:13)	17	14
Rams	2	0:03	J. Wilkins 40 yd. Field Goal (8-52, 1:08)	17	17
Browns	3	8:44	B. Edwards 5 yd. pass from D. Anderson (Dawson kick) (12-80, 6:16)	24	17
Rams	3	3:26	J. Wilkins 46 yd. Field Goal (12-47, 5:18)	24	20
Browns	4	10:35	P. Dawson 45 yd. Field Goal (12-45, 7:51)	27	20

INDIVIDUAL STATISTICS

CLEVELAND BROWNS										ST. LOUIS RAMS											
RUSHING	ATT	YDS	AVG	LG	TD	RUSHING	ATT	YDS	AVG	LG	TD										
J. Lewis	17	61	3.6	12	0	S. Jackson	8	41	5.1	22	1										
J. Harrison	5	32	6.4	11	0	B. Leonard	15	33	2.2	6	0										
J. Wright	4	19	4.8	8	0	T. Minor	1	5	5.0	5	0										
J. Cribbs	1	18	18.0	18	0																
L. Vickers	1	3	3.0	3	0																
D. Anderson	1	-1	-1.0	-1	0																
TOTAL	29	132	4.6	18	0	TOTAL	24	79	3.3	22	1										
PASSING	ATT	CMP	YDS	SK/YD	TD	LG	INT	RTG	PASSING	ATT	CMP	YDS	SK/YD	TD	LG	INT	RTG				
D. Anderson	25	18	248	2/12	3	29	0	143.0	M. Bulger	36	24	310	0/0	1	39	1	91.2				
									G. Frerotte	3	1	12	1/8	0	12	0	46.5				
TOTAL	25	18	248	2/12	3	29	0	143.0	TOTAL	39	25	322	1/8	1	39	1	87.8				
PASS RECEIVING	NO	YDS	AVG	LG	TD	PASS RECEIVING	NO	YDS	AVG	LG	TD										
B. Edwards	8	117	14.6	29	2	T. Holt	6	110	18.3	39	1										
J. Jurevicius	5	76	15.2	29	0	I. Bruce	6	70	11.7	22	0										
K. Winslow	2	26	13.0	21	1	D. Bennett	6	63	10.5	18	0										
T. Carter	1	14	14.0	14	0	B. Leonard	3	31	10.3	15	0										
S. Heiden	1	8	8.0	8	0	R. McMichael	2	39	19.5	20	0										
J. Wright	1	7	7.0	7	0	S. Jackson	2	9	4.5	8	0										
TOTAL	18	248	13.8	29	3	TOTAL	25	322	12.9	39	1										
INTERCEPTIONS	NO	YDS	AVG	LG	TD	INTERCEPTIONS	NO	YDS	AVG	LG	TD										
L. Bodden	1	0	0.0	0	0																
TOTAL	1	0	0.0	0	0	TOTAL	0	0	0.0	0	0										
PUNTING	NO	YDS	AVG	NET	TB	IN20	LG	PUNTING	NO	YDS	AVG	NET	TB	IN20	LG						
D. Zastudil	3	148	49.3	45.0	0	0	54	D. Jones	2	94	47.0	28.0	1	0	49						
TOTAL	3	148	49.3	45.0	0	0	54	TOTAL	2	94	47.0	28.0	1	0	49						
PUNT RETURNS	NO	YDS	AVG	FC	LG	TD	PUNT RETURNS	NO	YDS	AVG	FC	LG	TD								
J. Cribbs	1	18	18.0	0	18	0	D. Looker	2	5	2.5	0	5	0								
[TOUCHBACK]	1	0	0.0	0	0	0	B. Williams	1	8	8.0	0	8	0								
RETURNS	1	18	18.0	0	18	0	RETURNS	3	13	4.3	0	8	0								
KICKOFF RETURNS	NO	YDS	AVG	FC	LG	TD	KICKOFF RETURNS	NO	YDS	AVG	FC	LG	TD								
J. Cribbs	2	57	28.5	0	31	0	B. Williams	6	134	22.3	0	25	0								
D. Dinkins	1	19	19.0	0	19	0															
L. Friedman	1	13	13.0	0	13	0															
[TOUCHBACK]	1	0	0.0	0	0	0															
RETURNS	4	89	22.3	0	31	0	RETURNS	6	134	22.3	0	25	0								
FUMBLES	FUM	LOST	OWN	REC	YDS	TD	OPP	YDS	TD	OUT	FUMBLES	FUM	LOST	OWN	REC	YDS	TD	OPP	YDS	TD	OUT
TOTAL	0	0	0	0	0	0	0	0	0	0	0	0	0	0	0	0	0	0	0	0	0



TEAM STATISTICS

	VISITOR BROWNS	HOME RAMS
TOTAL FIRST DOWNS	20	24
By Rushing	9	3
By Passing	11	17
By Penalty	0	4
THIRD DOWN EFFICIENCY	6-11-55%	7-13-54%
FOURTH DOWN EFFICIENCY	0-0-0%	0-2-0%
TOTAL NET YARDS	368	393
Total Offensive Plays (inc. times thrown passing)	56	64
Average gain per offensive play	6.6	6.1
NET YARDS RUSHING	132	79
Total Rushing Plays	29	24
Average gain per rushing play	4.6	3.3
Tackles for a loss-number and yards	0-0	1-5
NET YARDS PASSING	236	314
Times thrown-yards lost attempting to pass	2-12	1-8
Gross yards passing	248	322
PASS ATTEMPTS-COMPLETIONS-HAD INTERCEPTED	25-18-0	39-25-1
Avg gain per pass play (inc.# thrown passing)	8.7	7.9
KICKOFFS Number-In End Zone-Touchbacks	6-2-0	5-3-1
PUNTS Number and Average	3-49.3	2-47.0
Had Blocked	0	0
FGs-PATs Had Blocked	0-0	0-0
Net Punting Average	45.0	28.0
TOTAL RETURN YARDAGE (Not Including Kickoffs)	18	13
No. and Yards Punt Returns	1-18	3-13
No. and Yards Kickoff Returns	4-89	6-134
No. and Yards Interception Returns	1-0	0-0
PENALTIES Number and Yards	14-102	4-30
FUMBLES Number and Lost	0-0	0-0
TOUCHDOWNS	3	2
Rushing	0	1
Passing	3	1
EXTRA POINTS Made-Attempts	3-3	2-2
Kicking Made-Attempts	3-3	2-2
FIELD GOALS Made-Attempts	2-2	2-2
RED ZONE EFFICIENCY	2-3-67%	2-3-67%
GOAL TO GO EFFICIENCY	1-1-100%	1-1-100%
SAFETIES	0	0
FINAL SCORE	27	20
TIME OF POSSESSION	29:58	30:02

CLEVELAND BROWNS DEFENSIVE STATISTICS VS. ST. LOUIS
BASED ON COACHES' FILM REVIEW—AS OF 10/29/07

PLAYER	TACKLES							FUMBLES						
	TOTAL	SOLO	ASST	TFL	SACKS	YDS	PRESS	INTS	YDS	PBU	FOR	REC	SAFETY	TD
Leigh Bodden	7	7	0	0	0	0	0	1	0	1	0	0	0	0
Andra Davis	7	3	4	0	0	0	0	0	0	1	0	0	0	0
Leon Williams	6	5	1	0	0	0	0	0	0	1	0	0	0	0
Sean Jones	6	2	4	0	0	0	0	0	0	0	0	0	0	0
Shaun Smith	5	3	2	0	0	0	0	0	1	0	0	0	0	0
Kameron Wimbley	5	2	3	0	0	0	1	0	0	0	0	0	0	0
Willie McGinest	5	2	2	1	0	0	0	0	3	0	0	0	0	0
Robaire Smith	5	2	3	0	0	0	1	0	0	0	0	0	0	0
Eric Wright	4	4	0	0	0	0	0	0	1	0	0	0	0	0
Brodney Pool	4	2	2	0	0	0	0	0	0	0	0	0	0	0
D'Owell Jackson	3	3	0	0	0	0	0	0	0	0	0	0	0	0
Antwan Peek	3	3	0	0	0	0	1	0	0	0	0	0	0	0
Simon Fraser	1	0	1	0	0	0	0	0	0	0	0	0	0	0
Daven Holly	1	1	0	0	0	0	0	0	0	0	0	0	0	0
Ethan Kelley	1	1	0	0	1	8	0	0	0	0	0	0	0	0
Orpheus Roye	1	1	0	0	0	0	0	0	0	0	0	0	0	0
Mike Adams	0	0	0	0	0	0	0	0	0	0	0	0	0	0
BROWNS TOTALS	64	41	22	1	1	8	3	1	0	7	0	0	0	0

CLEVELAND BROWNS SPECIAL TEAMS STATISTICS VS. ST. LOUIS

PLAYER	TACKLES			FUMBLES		BLOCKED				
	TOTAL	SOLO	ASST	FOR	REC	PATS	FGS	PUNTS	TDS	SAFETY
Mike Adams	3	2	1	0	0	0	0	0	0	0
Jason Wright	2	2	0	0	0	0	0	0	0	0
Leon Williams	2	1	1	0	0	0	0	0	0	0
Joshua Cribbs	2	1	1	0	0	0	0	0	0	0
Chaun Thompson	2	1	1	0	0	0	0	0	0	0
Brandon McDonald	1	1	0	0	0	0	0	0	0	0
David McMillan	1	1	0	0	0	0	0	0	0	0
BROWNS TOTAL	13	9	4	0	0	0	0	0	0	0



8

CLEVELAND BROWNS 33, SEATTLE SEAHAWKS 30, OT

NOV. 4, 2007 • CLEVELAND BROWNS STADIUM • ATTENDANCE: 72,927

STARTING LINEUPS

SEATTLE SEAHAWKS					CLEVELAND BROWNS				
OFFENSE		DEFENSE			OFFENSE		DEFENSE		
WR	Hackett	LDE	Kerney	WR	Jurevicius	LE	S. Smith		
LT	W. Jones	LDT	Mebane	LT	Thomas	NT	E. Kelley		
LG	Sims	RDT	Bernard	LG	Steinbach	RE	R. Smith		
C	Spencer	RDE	Tapp	C	Farr	LOLB	McGinest		
RG	Gray	OLB	L. Hill	RG	McKinney	MLB	L. Williams		
RT	Locklear	MLB	Tatupu	RT	Shaffer	WLB	A. Davis		
TE	Heller	OLB	J. Peterson	TE	Winslow	ROLB	Wimbley		
WR	Engram	LCB	Trufant	WR	Edwards	LCB	E. Wright		
QB	Hasselbeck	RCB	Jennings	QB	Anderson	RCB	Bodden		
WR	Burleson	SS	D. Grant	FB	Vickers	SS	S. Jones		
RB	Alexander	FS	Russell	RB	J. Wright	FS	Pool		
TEAM	1	2	3	4	OT	FINAL			
Seattle	7	14	3	6	0	30			
Cleveland	0	9	7	14	3	33			

SCORING SUMMARY

TEAM	Q	TIME	PLAY	V	H
Seahawks	1	5:13	B. Engram 5 yd. pass from M. Hasselbeck (J. Brown kick) (7-80, 4:12)	7	0
Browns	2	12:49	J. Lewis 2 yd. run (kick failed, wl) (9-57, 4:58)	7	6
Seahawks	2	6:23	D. Hackett 6 yd. pass from M. Hasselbeck (J. Brown kick) (12-78, 6:26)	14	6
Seahawks	2	3:49	N. Burleson 94 yd. punt return (J. Brown kick)	21	6
Browns	2	0:21	P. Dawson 19 yd. Field Goal (9-54, 1:24)	21	9
Browns	3	8:57	J. Lewis 1 yd. run (P. Dawson kick) (11-69, 6:03)	21	16
Seahawks	3	5:06	J. Brown 39 yd. Field Goal (10-39, 3:51)	24	16
Browns	4	12:42	J. Lewis 2 yd. run (pass failed) (10-54, 5:06)	24	22
Seahawks	4	7:55	J. Brown 26 yd. Field Goal (9-65, 4:47)	27	22
Browns	4	2:17	J. Lewis 1 yd. run (D. Anderson-J. Jurevicius pass) (14-89, 5:38)	27	30
Seahawks	4	0:00	J. Brown 22 yd. Field Goal (13-67, 2:17)	30	30
Browns	5	9:19	P. Dawson 25 yd. Field Goal (6-49, 3:26)	30	33

INDIVIDUAL STATISTICS

SEATTLE SEAHAWKS							CLEVELAND BROWNS																
RUSHING	ATT	YDS	AVG	LG	TD		RUSHING	ATT	YDS	AVG	LG	TD											
M. Morris	9	55	6.1	12	0		J. Lewis	20	37	1.9	5	4											
S. Alexander	14	32	2.3	11	0		D. Anderson	2	21	10.5	11	0											
M. Hasselbeck	4	17	4.3	11	0		J. Wright	3	6	2.0	3	0											
L. Weaver	1	1	1.0	1	0																		
TOTAL	28	105	3.8	12	0		TOTAL	25	64	2.6	11	4											
PASSING	ATT	CMP	YDS	SK/YD	TD	LG	INT	RTG	PASSING	ATT	CMP	YDS	SK/YD	TD	LG	INT	RTG						
M. Hasselbeck	47	30	318	0/0	2	31	1	88.8	D. Anderson	48	29	364	0/0	0	34	1	75.3						
TOTAL	47	30	318	0/0	2	31	1	88.8	TOTAL	48	29	364	0/0	0	34	1	75.3						
PASS RECEIVING	NO	YDS	AVG	LG	TD		PASS RECEIVING	NO	YDS	AVG	LG	TD											
B. Engram	14	139	9.9	26	1		K. Winslow	11	125	11.4	22	0											
D. Hackett	6	58	9.7	15	1		B. Edwards	5	67	13.4	19	0											
N. Burleson	4	59	14.8	26	0		J. Jurevicius	4	69	17.3	21	0											
M. Morris	2	43	21.5	31	0		J. Lewis	4	67	16.8	34	0											
L. Weaver	2	11	5.5	7	0		L. Vickers	3	17	5.7	9	0											
B. Obomanu	1	7	7.0	7	0		J. Wright	1	13	13.0	13	0											
S. Alexander	1	1	1.0	1	0		S. Heiden	1	6	6.0	6	0											
TOTAL	30	318	10.6	31	2		TOTAL	29	364	12.6	34	0											
INTERCEPTIONS	NO	YDS	AVG	LG	TD		INTERCEPTIONS	NO	YDS	AVG	LG	TD											
D. Tapp	1	-4	-4.0	-4	0		S. Jones	1	26	26.0	26	0											
TOTAL	1	-4	-4.0	-4	0		TOTAL	1	26	26.0	26	0											
PUNTING	NO	YDS	AVG	NET	TB	IN20	LG	PUNTING	NO	YDS	AVG	NET	TB	IN20	LG								
R. Plackemeier	2	72	36.0	27.0	0	0	41	D. Zastudil	4	174	43.5	14.8	1	1	51								
TOTAL	2	72	36.0	27.0	0	0	41	TOTAL	4	174	43.5	14.8	1	1	51								
PUNT RETURNS	NO	YDS	AVG	FC	LG	TD	PUNT RETURNS	NO	YDS	AVG	FC	LG	TD										
N. Burleson	2	95	47.5	0	94	1	J. Cribbs	1	18	18.0	0	18	0										
[DOWNED]	1	0	0.0	0	0	0	[OUT OF BOUNDS]	1	0	0.0	0	0	0										
[TOUCHBACK]	1	0	0.0	0	0	0	RETURNS	1	18	18.0	0	18	0										
RETURNS	2	95	47.5	0	94	1	RETURNS	1	18	18.0	0	18	0										
KICKOFF RETURNS	NO	YDS	AVG	FC	LG	TD	KICKOFF RETURNS	NO	YDS	AVG	FC	LG	TD										
N. Burleson	4	75	18.8	0	27	0	J. Cribbs	6	161	26.8	0	38	0										
J. Wilson	2	24	12.0	0	18	0	RETURNS	6	161	26.8	0	38	0										
[OUT OF BOUNDS]	1	0	0.0	0	0	0	RETURNS	6	161	26.8	0	38	0										
RETURNS	6	99	16.5	0	27	0	RETURNS	6	161	26.8	0	38	0										
FUMBLES	FUM	LOST	OWN	REC	YDS	TD	OPP	REC	YDS	TD	OUT	FUMBLES	FUM	LOST	OWN	REC	YDS	TD	OPP	REC	YDS	TD	OUT
M. Hasselbeck	1	1	0	-3	0	0	0	0	0	0	0	L. Bodden	0	0	0	0	0	0	0	1	0	0	0
TOTAL	1	1	0	-3	0	0	0	0	0	0	0	TOTAL	0	0	0	0	0	0	1	0	0	0	



TEAM STATISTICS

	VISITOR SEAHAWKS	HOME BROWNS
TOTAL FIRST DOWNS	28	30
By Rushing	5	8
By Passing	22	20
By Penalty	1	2
THIRD DOWN EFFICIENCY	7-14-50%	5-11-45%
FOURTH DOWN EFFICIENCY	0-2-0%	1-1-100%
TOTAL NET YARDS	423	428
Total Offensive Plays (inc. times thrown passing)	75	73
Average gain per offensive play	5.6	5.9
NET YARDS RUSHING	105	64
Total Rushing Plays	28	25
Average gain per rushing play	3.8	2.6
Tackles for a loss-number and yards	3-8	1-4
NET YARDS PASSING	318	364
Times thrown-yards lost attempting to pass	0-0	0-0
Gross yards passing	318	364
PASS ATTEMPTS-COMPLETIONS-HAD INTERCEPTED	47-30-1	48-29-1
Avg gain per pass play (inc.# thrown passing)	6.8	7.6
KICKOFFS Number-In End Zone-Touchbacks	6-1-0	7-1-0
PUNTS Number and Average	2-36.0	4-43.5
Had Blocked	0	0
FGs-PATs Had Blocked	0-0	0-0
Net Punting Average	27.0	14.8
TOTAL RETURN YARDAGE (Not Including Kickoffs)	91	44
No. and Yards Punt Returns	2-95	1-18
No. and Yards Kickoff Returns	6-99	6-161
No. and Yards Interception Returns	1-4	1-26
PENALTIES Number and Yards	4-20	6-49
FUMBLES Number and Lost	1-1	0-0
TOUCHDOWNS	3	4
Rushing	0	4
Passing	2	0
Punt Returns	1	0
EXTRA POINTS Made-Attempts	3-3	2-4
Kicking Made-Attempts	3-3	1-2
Passing Made-Attempts	0-0	1-2
FIELD GOALS Made-Attempts	3-3	2-2
RED ZONE EFFICIENCY	2-4-50%	4-6-67%
GOAL TO GO EFFICIENCY	2-3-67%	4-6-67%
SAFETIES	0	0
FINAL SCORE	30	33
TIME OF POSSESSION	32:23	33:18

**CLEVELAND BROWNS DEFENSIVE STATISTICS VS. SEATTLE
 BASED ON COACHES' FILM REVIEW—AS OF 11/5/07**

PLAYER	TACKLES							FUMBLES						
	TOTAL	SOLO	ASST	TFL	SACKS	YDS	PRESS	INTS	YDS	PBU	FOR	REC	SAFETY	TD
Leigh Bodden	9	7	2	0	0	0	0	0	0	0	0	1	0	0
Andra Davis	8	3	3	2	0	0	0	0	0	0	0	0	0	0
Leon Williams	8	4	3	1	0	0	0	0	0	1	0	0	0	0
Sean Jones	8	4	4	0	0	0	1	1	26	0	0	0	0	0
Eric Wright	8	5	3	0	0	0	0	0	0	1	0	0	0	0
Brodney Pool	8	5	3	0	0	0	0	0	0	0	0	0	0	0
Daven Holly	5	5	0	0	0	0	0	0	0	0	0	0	0	0
Kameron Wimbley	4	4	0	0	0	0	1	0	0	0	0	0	0	0
Shaun Smith	3	1	2	0	0	0	2	0	0	0	0	0	0	0
Robaire Smith	3	1	1	1	0	0	1	0	0	0	0	0	0	0
Willie McGinest	2	2	0	0	0	0	0	0	0	0	0	0	0	0
Antwan Peek	2	2	0	0	0	0	1	0	0	1	0	0	0	0
Ethan Kelley	2	2	0	0	0	0	1	0	0	0	0	0	0	0
Orpheus Roye	1	1	0	0	0	0	0	0	0	0	0	0	0	0
Simon Fraser	0	0	0	0	0	0	0	0	0	0	0	0	0	0
David McMillan	0	0	0	0	0	0	0	0	0	0	0	0	0	0
Chaun Thompson	0	0	0	0	0	0	0	0	0	0	0	0	0	0
Brandon McDonald	0	0	0	0	0	0	0	0	0	0	0	0	0	0
BROWNS TOTALS	71	46	21	4	0	0	7	1	26	3	0	1	0	0

CLEVELAND BROWNS SPECIAL TEAMS STATISTICS VS. SEATTLE

PLAYER	TACKLES			FUMBLES		BLOCKED					SAFETY
	TOTAL	SOLO	ASST	FOR	REC	PATS	FGS	PUNTS	TDS		
Mike Adams	2	2	0	0	0	0	0	0	0	0	0
Joshua Cribbs	2	1	1	0	0	0	0	0	0	0	0
Brandon McDonald	2	2	0	0	0	0	0	0	0	0	0
Darnell Dinkins	1	1	0	0	0	0	0	0	0	0	0
Chaun Thompson	1	1	0	0	0	0	0	0	0	0	0
Jason Wright	1	0	1	0	0	0	0	0	0	0	0
BROWNS TOTAL	9	7	2	0	0	0	0	0	0	0	0



9

PITTSBURGH STEELERS 31, CLEVELAND BROWNS 28

NOV. 11, 2007 • HEINZ FIELD • ATTENDANCE: 64,781

STARTING LINEUPS

CLEVELAND BROWNS					PITTSBURGH STEELERS				
OFFENSE			DEFENSE		OFFENSE			DEFENSE	
WR	Jurevicius		LE	S. Smith	WR	Ward		DE	Aa. Smith
LT	Thomas		NT	E. Kelley	LT	M. Smith		NT	Hampton
LG	Steinbach		RE	R. Smith	LG	Faneca		DE	Keisel
C	Fraley		LOLB	McGinest	C	Mahan		LOLB	Haggans
RG	Tucker		MLB	L. Williams	RG	Simmons		LILB	Farrior
RT	Shaffer		WLB	A. Davis	RT	Colon		RILB	Foote
TE	Winslow		ROLB	Wimbley	TE	H. Miller		ROLB	J. Harrison
WR	Edwards		LCB	E. Wright	WR	Holmes		LCB	I. Taylor
QB	Anderson		RCB	Bodden	QB	Roethlisberger		RCB	Townsend
FB	Vickers		SS	S. Jones	TE	Spaeth		SS	Polamalu
RB	Lewis		FS	Pool	RB	Parker		FS	An. Smith
TEAM	1	2	3	4	FINAL				
Cleveland	7	14	0	7	28				
Pittsburgh	3	6	7	15	31				

SCORING SUMMARY

TEAM	Q	TIME	PLAY	V	H
Browns	1	4:10	K. Winslow 4 yd. pass from D. Anderson (P. Dawson kick) (16-71, 8:55)	7	0
Steelers	1	1:29	J. Reed 28 yd. Field Goal (7-52, 2:41)	7	3
Browns	2	14:56	L. Vickers 2 yd. pass from D. Anderson (P. Dawson kick) (4-3, 1:33)	14	3
Steelers	2	9:02	J. Reed 35 yd. Field Goal (10-54, 5:54)	14	6
Browns	2	5:24	B. Edwards 16 yd. pass from D. Anderson (P. Dawson kick) (3-18, 0:59)	21	6
Steelers	2	0:04	J. Reed 30 yd. Field Goal (15-57, 5:20)	21	9
Steelers	3	6:14	H. Ward 12 yd. pass from B. Roethlisberger (J. Reed kick) (4-38, 2:04)	21	16
Steelers	4	11:32	B. Roethlisberger 30 yd. run (B. Roethlisberger-H. Ward pass) (7-66, 3:15)	21	24
Browns	4	11:14	J. Cribbs 100 yd. kickoff return (P. Dawson kick) (0-0, 0:18)	28	24
Steelers	4	3:13	H. Miller 2 yd. pass from B. Roethlisberger (J. Reed kick) (14-78, 8:01)	28	31

INDIVIDUAL STATISTICS

CLEVELAND BROWNS										PITTSBURGH STEELERS												
RUSHING		ATT	YDS	AVG	LG	TD					RUSHING		ATT	YDS	AVG	LG	TD					
J. Lewis	16	35	2.2	11	0						W. Parker	25	105	4.2	31	0						
D. Anderson	2	5	2.5	6	0						B. Roethlisberger	5	49	9.8	30	1						
TOTAL	18	40	2.2	11	0						TOTAL	35	159	4.5	31	1						
PASSING		ATT	CMP	YDS	SK/YD	TD	LG	INT	RTG			PASSING		ATT	CMP	YDS	SK/YD	TD	LG	INT	RTG	
D. Anderson	35	16	123	0/0	3	16	0	83.4			Roethlisberger	34	23	278	4/36	2	22	1	99.9			
TOTAL	35	16	123	0/0	3	16	0	83.4			TOTAL	35	23	278	4/36	2	22	1	97.1			
PASS RECEIVING		NO	YDS	AVG	LG	TD					PASS RECEIVING		NO	YDS	AVG	LG	TD					
K. Winslow	5	46	9.2	13	1						H. Ward	7	80	11.4	19	1						
J. Jurevicius	5	44	8.8	16	0						H. Miller	5	71	14.2	22	1						
J. Lewis	3	8	2.7	6	0						N. Washington	4	56	14.0	17	0						
B. Edwards	1	16	16.0	16	1						S. Holmes	4	53	13.3	18	0						
J. Wright	1	7	7.0	7	0						W. Parker	2	8	4.0	5	0						
L. Vickers	1	2	2.0	2	1						N. Davenport	1	10	10.0	10	0						
TOTAL	16	123	7.7	16	3						TOTAL	23	278	12.1	22	2						
INTERCEPTIONS		NO	YDS	AVG	LG	TD					INTERCEPTIONS		NO	YDS	AVG	LG	TD					
B. Pool	1	3	3.0	3	0						TOTAL	0	0	0.0	0	0						
TOTAL	1	3	3.0	3	0																	
PUNTING		NO	YDS	AVG	NET	TB	IN20	LG			PUNTING		NO	YDS	AVG	NET	TB	IN20	LG			
D. Zastudil	6	299	49.8	45.7	0	3	64				D. Sepulveda	5	207	41.4	37.6	0	0	43				
TOTAL	6	299	49.8	45.7	0	3	64				TOTAL	5	207	41.4	37.6	0	0	43				
PUNT RETURNS		NO	YDS	AVG	FC	LG	TD			PUNT RETURNS		NO	YDS	AVG	FC	LG	TD					
J. Cribbs	4	19	4.8	1	7	0					A. Rossum	3	25	8.3	2	21	0					
TOTAL	4	19	4.8	1	7	0					[DOWNED]	1	0	0.0	0	0	0					
KICKOFF RETURNS		NO	YDS	AVG	FC	LG	TD			KICKOFF RETURNS		NO	YDS	AVG	FC	LG	TD					
J. Cribbs	4	204	51.0	0	100	1					A. Rossum	4	75	18.8	0	33	0					
D. Dinkins	3	17	5.7	0	10	0					N. Davenport	1	11	11.0	0	11	0					
TOTAL	7	221	31.6	0	100	1					TOTAL	5	86	17.2	0	33	0					
FUMBLES		FUM	LOST	REC	YDS	TD	FOR	REC	YDS	TD	BDS			OWN		OPP		OUT				
J. Lewis	2	1	0	0	0	0	0	0	0	0	0	Roethlisberger	1	0	0	0	0	0	0	0	0	
H. Fraley	0	0	1	0	0	0	0	0	0	0	0	H. Miller	0	0	1	0	0	0	0	0	0	
S. Smith	0	0	0	0	0	0	1	0	0	0	0	J. Harrison	0	0	0	0	0	2	0	0	0	
TOTAL	2	1	1	0	0	0	1	0	0	0	0	I. Taylor	0	0	0	0	0	1	0	0	0	
												TOTAL	1	0	1	0	0	2	1	0	0	



TEAM STATISTICS

	VISITOR BROWNS	HOME STEELERS
TOTAL FIRST DOWNS	13	22
By Rushing	2	5
By Passing	10	17
By Penalty	1	0
THIRD DOWN EFFICIENCY	5-12-42%	8-16-50%
FOURTH DOWN EFFICIENCY	0-0-0%	0-0-0%
TOTAL NET YARDS	163	401
Total Offensive Plays (inc. times thrown passing)	53	74
Average gain per offensive play	3.1	5.4
NET YARDS RUSHING	40	159
Total Rushing Plays	18	35
Average gain per rushing play	2.2	4.5
Tackles for a loss-number and yards	2-3	1-2
NET YARDS PASSING	123	242
Times thrown-yards lost attempting to pass	0-0	4-36
Gross yards passing	123	278
PASS ATTEMPTS-COMPLETIONS-HAD INTERCEPTED	35-16-0	35-23-1
Avg gain per pass play (inc.# thrown passing)	3.5	6.2
KICKOFFS Number-In End Zone-Touchbacks	5-0-0	7-1-0
PUNTS Number and Average	6-49.8	5-41.4
Had Blocked	0	0
FGs-PATs Had Blocked	0-0	0-0
Net Punting Average	45.7	37.6
TOTAL RETURN YARDAGE (Not Including Kickoffs)	22	25
No. and Yards Punt Returns	4-19	3-25
No. and Yards Kickoff Returns	7-221	5-86
No. and Yards Interception Returns	1-3	0-0
PENALTIES Number and Yards	7-40	5-30
FUMBLES Number and Lost	2-1	1-0
TOUCHDOWNS	4	3
Rushing	0	1
Passing	3	2
Kickoff Returns	1	0
EXTRA POINTS Made-Attempts	4-4	3-3
Kicking Made-Attempts	4-4	2-2
Passing Made-Attempts	0-0	1-1
FIELD GOALS Made-Attempts	0-1	3-3
RED ZONE EFFICIENCY	3-3-100%	2-5-40%
GOAL TO GO EFFICIENCY	2-2-100%	1-2-50%
SAFETIES	0	0
FINAL SCORE	28	31
TIME OF POSSESSION	21:43	38:17

**CLEVELAND BROWNS DEFENSIVE STATISTICS VS. PITTSBURGH
 BASED ON COACHES' FILM REVIEW—AS OF 11/12/07**

PLAYER	TACKLES							FUMBLES						
	TOTAL	SOLO	ASST	TFL	SACKS	YDS	PRESS	INTS	YDS	PBU	FOR	REC	SAFETY	TD
Leon Williams	12	9	3	0	0	0	0	0	0	0	0	0	0	0
Eric Wright	10	9	1	0	1	11	0	0	0	1	0	0	0	0
Sean Jones	9	6	3	0	0	0	0	0	0	0	0	0	0	0
Andra Davis	8	4	4	0	0	0	0	0	0	0	0	0	0	0
Leigh Bodden	6	5	1	0	0	0	0	0	0	1	0	0	0	0
Ethan Kelley	6	6	0	0	0	0	1	0	0	0	0	0	0	0
Brodney Pool	5	3	2	0	0	0	0	1	3	0	0	0	0	0
Shaun Smith	5	1	4	0	1	13	0	0	0	0	1	0	0	0
Daven Holly	3	1	2	0	0	0	0	0	0	1	0	0	0	0
Robaire Smith	3	2	1	0	1	5	0	0	0	0	0	0	0	0
Kameron Wimbley	2	1	1	0	0	0	0	0	0	0	0	0	0	0
Willie McGinest	2	1	1	0	0	0	0	0	0	0	0	0	0	0
Antwan Peek	2	1	0	1	1	7	1	0	0	0	0	0	0	0
Orpheus Roye	2	1	1	0	0	0	0	0	0	0	0	0	0	0
Simon Fraser	1	0	1	0	0	0	0	0	0	0	0	0	0	0
Chaun Thompson	1	0	1	0	0	0	0	0	0	0	0	0	0	0
Brandon McDonald	1	1	0	0	0	0	0	0	0	1	0	0	0	0
BROWNS TOTALS	78	51	26	1	4	36	2	1	3	4	1	0	0	0

CLEVELAND BROWNS SPECIAL TEAMS STATISTICS VS. PITTSBURGH

PLAYER	TACKLES			FUMBLES		BLOCKED				SAFETY
	TOTAL	SOLO	ASST	FOR	REC	PATS	FGS	PUNTS	TDS	
Joshua Cribbs	4	3	1	0	0	0	0	0	0	0
Brandon McDonald	4	2	2	0	0	0	0	0	0	0
Mike Adams	2	2	0	0	0	0	0	0	0	0
Nick Sorensen	2	2	0	0	0	0	0	0	0	0
Joshua Cribbs	1	0	1	0	0	0	0	0	1	0
Chaun Thompson	1	1	0	0	0	0	0	0	0	0
Lawrence Vickers	1	0	1	0	0	0	0	0	0	0
Eric Wright	1	1	0	0	0	0	0	0	0	0
BROWNS TOTAL	12	8	4	0	0	0	0	0	1	0



10

CLEVELAND BROWNS 33, BALTIMORE RAVENS 30, OT

NOV. 18, 2007 • M&T BANK STADIUM • ATTENDANCE: 71,055

STARTING LINEUPS

CLEVELAND BROWNS					BALTIMORE RAVENS				
OFFENSE			DEFENSE		OFFENSE			DEFENSE	
WR	Jurevicius		LE	Roye	WR	Clayton		LDT	D. Edwards
LT	Thomas		NT	E. Kelley	LT	Ogden		NT	Gregg
LG	Steinbach		RE	R. Smith	LG	J. Brown		RDT	Ngata
C	Fraleigh		LOLB	McGinest	C	Flynn		LOLB	J. Johnson
RG	Tucker		MLB	L. Williams	RG	Grubbs		LILB	R. Lewis
RT	Shaffer		WLB	A. Davis	RT	Terry		RILB	Scott
TE	Heiden		ROLB	Wimbley	TE	Sypniewski		ROLB	Suggs
WR	Edwards		LCB	E. Wright	WR	Mason		LCB	McAllister
QB	Anderson		RCB	Bodden	QB	Boller		RCB	Ivry
FB	Vickers		SS	S. Jones	FB	McGahee		SS	Landry
RB	Lewis		FS	Pool	RB	McClain		FS	Reed
TEAM	1	2	3	4	OT	FINAL			
Cleveland	3	10	14	3	3	33			
Baltimore	0	7	7	16	0	30			

SCORING SUMMARY

TEAM	Q	TIME	PLAY	V	H
Browns	1	2:34	P. Dawson 28 yd. Field Goal (6-13, 2:13)	3	0
Browns	2	12:23	J. Lewis 1 yd. run (P. Dawson kick) (6-80, 2:56)	10	0
Ravens	2	8:47	R. Lewis 35 yd. interception return (M. Stover kick)	10	7
Browns	2	1:41	P. Dawson 39 yd. Field Goal (13-42, 7:06)	13	7
Ravens	3	10:42	W. McGahee 2 yd. run (M. Stover kick) (8-75, 4:18)	13	14
Browns	3	6:01	D. Anderson 1 yd. run (P. Dawson kick) (3-11, 0:59)	20	14
Browns	3	3:42	B. Pool 100 yd. interception return (P. Dawson kick)	27	14
Ravens	4	12:13	M. Stover 34 yd. Field Goal (14-62, 6:29)	27	17
Ravens	4	7:20	M. Stover 41 yd. Field Goal (9-43, 2:28)	27	20
Ravens	4	3:31	D. Darling 27 yd. pass from K. Boller (M. Stover kick) (4-83, 1:41)	27	27
Ravens	4	0:26	M. Stover 47 yd. Field Goal (10-49, 1:23)	27	30
Browns	4	0:00	P. Dawson 51 yd. Field Goal (3-24, 0:26)	30	30
Browns	5	9:10	P. Dawson 33 yd. Field Goal (9-43, 5:50)	33	30

INDIVIDUAL STATISTICS

CLEVELAND BROWNS										BALTIMORE RAVENS									
RUSHING										RUSHING									
J. Lewis	ATT	YDS	AVG	LG	TD	W. McGahee	ATT	YDS	AVG	LG	TD								
J. Wright	4	19	4.8	7	0	K. Boller	2	19	9.5	15	0								
L. Vickers	3	4	1.3	2	0	M. Smith	1	7	7.0	7	0								
J. Cribbs	1	3	3.0	3	0	L. McClain	1	0	0.0	0	0								
D. Anderson	4	-4	-1.0	2	1														
D. Zastudil	1	-3	-3.0	-3	0														
TOTAL	35	111	3.2	21	2	TOTAL	25	128	5.1	24	1								
PASSING										PASSING									
D. Anderson	ATT	CMP	YDS	SK/YD	TD	LG	INT	RTG	K. Boller	ATT	CMP	YDS	SK/YD	TD	LG	INT	RTG		
D. Anderson	38	24	274	2/11	0	50	1	73.8	K. Boller	41	22	279	6/39	1	42	2	63.0		
TOTAL	38	24	274	2/11	0	50	1	73.8	TOTAL	41	22	279	6/39	1	42	2	63.0		
PASS RECEIVING										PASS RECEIVING									
B. Edwards	NO	YDS	AVG	LG	TD	D. Mason	6	83	13.8	21	0								
K. Winslow	5	64	12.8	18	0	Q. Sypniewski	6	53	8.8	13	0								
J. Jurevicius	4	82	20.5	50	0	D. Darling	4	107	26.8	42	1								
J. Lewis	4	30	7.5	25	0	W. McGahee	2	24	12.0	13	0								
T. Carter	1	10	10.0	10	0	M. Clayton	2	9	4.5	6	0								
S. Heiden	1	2	2.0	2	0	M. Smith	2	3	1.5	3	0								
J. Wright	1	1	1.0	1	0														
TOTAL	24	274	11.4	50	0	TOTAL	22	279	12.7	42	1								
INTERCEPTIONS										INTERCEPTIONS									
B. Pool	NO	YDS	AVG	LG	TD	R. Lewis	NO	YDS	AVG	LG	TD								
B. Pool	1	100	100.0	100	1	R. Lewis	1	35	35.0	35	1								
S. Jones	1	0	0.0	0	0														
TOTAL	2	100	100.0	100	1	TOTAL	1	35	35.0	35	1								
PUNTING										PUNTING									
D. Zastudil	NO	YDS	AVG	NET	TB	IN20	LG	S. Koch	NO	YDS	AVG	NET	TB	IN20	LG				
D. Zastudil	5	216	43.2	42.0	0	2	51	S. Koch	4	194	48.5	33.3	0	0	57				
TOTAL	5	213	43.2	42.0	0	2	51	TOTAL	4	194	48.5	33.3	0	0	57				
PUNT RETURNS										PUNT RETURNS									
J. Cribbs	NO	YDS	AVG	FC	LG	TD	C. Ross	NO	YDS	AVG	FC	LG	TD						
J. Cribbs	4	61	15.3	0	26	0	C. Ross	2	6	3.0	0	7	0						
							E. Reed	1	0	0.0	2	0	0						
RETURNS	4	61	15.3	0	26	0	RETURNS	3	6	2.0	2	7	0						
KICKOFF RETURNS										KICKOFF RETURNS									
J. Cribbs	NO	YDS	AVG	FC	LG	TD	Y. Figurs	NO	YDS	AVG	FC	LG	TD						
J. Cribbs	7	245	35.0	0	50	0	Y. Figurs	5	120	24.0	0	30	0						
[TOUCHBACK]	1	0	0.0	0	0	0	C. Ross	1	18	18.0	0	18	0						
RETURNS	7	245	35.0	0	50	0	RETURNS	6	138	23.0	0	30	0						
FUMBLES										FUMBLES									
B. Edwards	FUM	LOST	REC	YDS	TD	K. Boller	FUM	LOST	REC	YDS	TD								
B. Edwards	1	1	0	0	0	K. Boller	1	1	0	0	0								
M. Adams	0	0	0	0	0	C. Ross	1	1	0	0	0								
W. McGinest	0	0	0	0	0	T. Suggs	0	0	0	0	0								
K. Wimbley	0	0	0	0	0	R. Lewis	0	0	0	0	0								
TOTAL	1	1	0	0	0	TOTAL	2	2	0	0	0								



TEAM STATISTICS

	VISITOR BROWNS	HOME RAVENS
TOTAL FIRST DOWNS	22	23
By Rushing	10	5
By Passing	11	16
By Penalty	1	2
THIRD DOWN EFFICIENCY	5-15-33%	2-12-17%
FOURTH DOWN EFFICIENCY	0-1-0%	0-1-0%
TOTAL NET YARDS	380	368
Total Offensive Plays (inc. times thrown passing)	74	72
Average gain per offensive play	5.1	5.1
NET YARDS RUSHING	111	128
Total Rushing Plays	35	25
Average gain per rushing play	3.2	5.1
Tackles for a loss-number and yards	5-13	0-0
NET YARDS PASSING	269	240
Times thrown-yards lost attempting to pass	1-5	6-39
Gross yards passing	274	279
PASS ATTEMPTS-COMPLETIONS-HAD INTERCEPTED	38-24-1	41-22-2
Avg gain per pass play (inc.# thrown passing)	6.9	5.1
KICKOFFS Number-In End Zone-Touchbacks	6-1-0	8-3-1
PUNTS Number and Average	5-43.2	4-48.5
Had Blocked	0	0
FGs-PATs Had Blocked	0-0	0-0
Net Punting Average	42.0	33.3
TOTAL RETURN YARDAGE (Not Including Kickoffs)	161	41
No. and Yards Punt Returns	4-61	3-6
No. and Yards Kickoff Returns	7-245	6-138
No. and Yards Interception Returns	2-100	1-35
PENALTIES Number and Yards	12-104	2-15
FUMBLES Number and Lost	1-1	2-2
TOUCHDOWNS	3	3
Rushing	2	1
Passing	0	1
Interceptions	1	1
EXTRA POINTS Made-Attempts	3-3	3-3
Kicking Made-Attempts	3-3	3-3
FIELD GOALS Made-Attempts	4-5	3-3
RED ZONE EFFICIENCY	2-6-33%	1-3-33%
GOAL TO GO EFFICIENCY	2-2-100%	1-1-100%
SAFETIES	0	0
FINAL SCORE	33	30
TIME OF POSSESSION	37:43	28:07

**CLEVELAND BROWNS DEFENSIVE STATISTICS VS. BALTIMORE
 BASED ON COACHES' FILM REVIEW—AS OF 11/19/07**

PLAYER	TACKLES					FUMBLES								
	TOTAL	SOLO	ASST	TFL	SACKS	YDS	PRESS	INTS	YDS	PBU	FOR	REC	SAFETY	TD
Leon Williams	13	6	7	0	0.5	1	1	0	0	1	0	0	0	0
Daven Holly	8	7	1	0	0	0	0	0	0	1	0	0	0	0
Sean Jones	7	3	4	0	0	0	1	1	0	0	0	0	0	0
Andra Davis	7	5	2	0	0	0	1	0	0	0	0	0	0	0
Orpheus Roye	6	4	2	0	0.5	1	0	0	0	0	0	0	0	0
Ethan Kelley	5	2	3	0	0	0	0	0	0	0	0	0	0	0
Robaire Smith	5	4	1	0	2	22	0	0	0	0	0	0	0	0
Leigh Bodden	3	3	0	0	0	0	0	0	1	0	0	0	0	0
Kameron Wimbley	3	2	1	0	1	9	1	0	0	0	1	0	0	0
Simon Fraser	3	3	0	0	0	0	0	0	0	0	0	0	0	0
Brodney Pool	2	1	1	0	0	0	0	1	100	0	0	0	0	1
Willie McGinest	2	2	0	0	1	0	0	0	0	0	0	1	0	0
Eric Wright	1	1	0	0	0	0	0	0	0	0	0	0	0	0
Antwan Peek	1	1	0	0	0	0	1	0	0	0	0	0	0	0
Mike Adams	0	0	0	0	1	7	1	0	0	0	0	0	0	0
Chaun Thompson	0	0	0	0	0	0	0	0	0	0	0	0	0	0
David McMillan	0	0	0	0	0	0	0	0	0	0	0	0	0	0
Louis Leonard	0	0	0	0	0	0	0	0	0	0	0	0	0	0
Brandon McDonald	0	0	0	0	0	0	0	0	0	1	0	0	0	0
BROWNS TOTALS	66	44	22	0	6	40	6	2	100	4	1	1	0	1

CLEVELAND BROWNS SPECIAL TEAMS STATISTICS VS. BALTIMORE

PLAYER	TACKLES			FUMBLES		BLOCKED					SAFETY
	TOTAL	SOLO	ASST	FOR	REC	PATS	FGS	PUNTS	TDS		
Nick Sorenson	4	4	0	0	0	0	0	0	0	0	0
Mike Adams	3	1	2	0	1	0	0	0	0	0	0
Chaun Thompson	3	1	2	0	0	0	0	0	0	0	0
Joshua Cribbs	2	2	0	1	0	0	0	0	0	0	0
Kris Griffin	2	1	1	0	0	0	0	0	0	0	0
Lawrence Vickers	1	0	1	0	0	0	0	0	0	0	0
BROWNS TOTAL	15	9	6	1	1	0	0	0	0	0	0



11

CLEVELAND BROWNS 27, HOUSTON TEXANS 17

NOV. 25, 2007 • CLEVELAND BROWNS STADIUM • ATTENDANCE: 72,730

STARTING LINEUPS

HOUSTON TEXANS					CLEVELAND BROWNS				
OFFENSE			DEFENSE		OFFENSE			DEFENSE	
WR	A. Johnson		LDE	Weaver	WR	Jurevicius		LE	Roye
LT	E. Salaam		LDT	Tr. Johnson	LT	Thomas		NT	S. Smith
LG	Pitts		RDT	Okoye	LG	Steinbach		RE	R. Smith
C	Flanagan		RDE	M. Williams	C	Fraleigh		LOLB	McGinest
RG	Weary		XCB	Wynn	RC	Tucker		MLB	A. Davis
RT	Winston		MLB	Ryans	RT	Shaffer		WLB	D. Jackson
TE	Daniels		WLB	Greenwood	TE	Winslow		ROLB	Wimbley
WR	Walter		LCB	Bennett	WR	Edwards		LCB	Holly
QB	Schaub		RCB	Hutchins	QB	Anderson		RCB	Bodden
FB	Leach		SS	C. Brown	WR	Cribbs		SS	S. Jones
RB	Dayne		FS	Demps	RB	Lewis		FS	Pool
TEAM	1	2	3	4	FINAL				
Houston	7	3	0	7	17				
Cleveland	0	14	3	10	27				

SCORING SUMMARY

TEAM	Q	TIME	PLAY	V	H
Texans	1	2:23	K. Walter 17 yd. pass from M. Schaub (K. Brown kick) (6-61, 2:37)	7	0
Browns	2	9:55	B. Edwards 19 yd. pass from D. Anderson (P. Dawson kick) (6-70, 2:39)	7	7
Texans	2	7:09	K. Brown 41 yd. Field Goal (7-37, 2:46)	10	7
Browns	2	0:16	K. Winslow 7 yd. pass from D. Anderson (P. Dawson kick) (11-64, 3:37)	10	14
Browns	3	7:24	P. Dawson 25 yd. Field Goal (10-64, 5:31)	10	17
Browns	4	8:32	P. Dawson 27 yd. Field Goal (6-25, 2:51)	10	20
Browns	4	5:48	J. Lewis 1 yd. run (P. Dawson kick) (4-30, 1:59)	10	27
Texans	4	3:12	O. Daniels 6 yd. pass from M. Schaub (K. Brown kick) (8-80, 2:36)	17	27

INDIVIDUAL STATISTICS

HOUSTON TEXANS						CLEVELAND BROWNS											
RUSHING	ATT	YDS	AVG	LG	TD	RUSHING	ATT	YDS	AVG	LG	TD						
R. Dayne	16	78	4.9	14	0	J. Lewis	29	134	4.6	17	1						
M. Schaub	1	7	7.0	7	0	J. Wright	3	14	4.7	10	0						
J. Jones	1	-8	-8.0	-8	0	L. Vickers	1	0	0.0	0	0						
TOTAL	18	77	4.3	14	0	TOTAL	33	148	4.5	17	1						
PASSING	ATT	CMP	YDS	SK/YD	TD	LG	INT	RTG	PASSING	ATT	CMP	YDS	SK/YD	TD	LG	INT	RTG
M. Schaub	36	22	256	2/19	2	29	2	78.0	D. Anderson	35	24	253	1/4	2	25	1	96.5
TOTAL	36	22	256	2/19	2	29	2	78.0	TOTAL	35	24	253	1/4	2	25	1	96.5
PASS RECEIVING	NO	YDS	AVG	LG	TD	PASS RECEIVING	NO	YDS	AVG	LG	TD						
O. Daniels	7	82	11.7	22	1	K. Winslow	10	107	10.7	22	1						
K. Walter	6	65	10.8	17	1	J. Jurevicius	5	55	11.0	25	0						
A. Davis	3	51	17.0	29	0	B. Edwards	4	57	14.3	20	1						
A. Johnson	3	37	12.3	18	0	J. Wright	3	21	7.0	12	0						
R. Dayne	2	7	3.5	5	0	J. Lewis	2	13	6.5	8	0						
J. Jones	1	14	14.0	14	0	TOTAL	24	253	10.5	25	2						
TOTAL	22	256	11.6	29	2	TOTAL	24	253	10.5	25	2						
INTERCEPTIONS	NO	YDS	AVG	LG	TD	INTERCEPTIONS	NO	YDS	AVG	LG	TD						
F. Bennett	1	33	33.0	33	0	D. Jackson	1	1	1.0	1	0						
TOTAL	1	33	33.0	33	0	B. McDonald	1	0	0.0	0	0						
TOTAL	1	33	33.0	33	0	TOTAL	2	1	0.5	1	0						
PUNTING	NO	YDS	AVG	NET	TB	IN20	LG	PUNTING	NO	YDS	AVG	NET	TB	IN20	LG		
M. Turk	4	137	34.3	29.0	0	0	37	D. Zastudil	5	170	34.0	30.8	0	2	45		
TOTAL	4	137	34.3	29.0	0	0	37	TOTAL	5	170	34.0	30.8	0	2	45		
PUNT RETURNS	NO	YDS	AVG	FC	LG	TD	PUNT RETURNS	NO	YDS	AVG	FC	LG	TD				
J. Jones	1	16	16.0	2	16	0	J. Cribbs	2	21	10.5	1	13	0				
[DOWNED]	1	0	0.0	0	0	0	[DOWNED]	1	0	0.0	0	0	0				
[OUT OF BOUNDS]	1	0	0.0	0	0	0	RETURNS	2	21	10.5	1	13	0				
RETURNS	1	16	16.0	2	16	0	RETURNS	2	21	10.5	1	13	0				
KICKOFF RETURNS	NO	YDS	AVG	FC	LG	TD	KICKOFF RETURNS	NO	YDS	AVG	FC	LG	TD				
D. Wynn	3	65	21.7	0	26	0	J. Cribbs	2	54	27.0	0	29	0				
J. Jones	1	18	18.0	0	18	0	[TOUCHBACK]	1	0	0.0	0	0	0				
V. Leach	1	12	12.0	0	12	0	RETURNS	2	54	27.0	2	29	0				
[OUT OF BOUNDS]	1	0	0.0	0	0	0	RETURNS	2	54	27.0	2	29	0				
RETURNS	5	95	19.0	0	26	0	TOTAL	2	0	1	0	0	0				
FUMBLES	FUM	LOST	REC	YDS	TD	FOR	OPP	REC	YDS	TD	FOR	OPP	REC	YDS	TD	BDS	
O. Daniels	1	1	0	0	0	0	0	0	0	0	0	0	0	0	0	0	
D. Clark	0	0	0	0	0	1	0	0	0	0	0	0	0	0	0	0	
M. Williams	0	0	0	0	0	1	0	0	0	0	0	0	0	0	0	0	
TOTAL	1	1	0	0	0	2	0	0	0	0	0	0	0	0	0	0	
TOTAL	1	1	0	0	0	2	0	0	0	0	0	0	0	0	0	0	

2007 REVIEW
Week-By-Week Summaries



TEAM STATISTICS

	VISITOR TEXANS	HOME BROWNS
TOTAL FIRST DOWNS	17	21
By Rushing	3	8
By Passing	13	13
By Penalty	1	0
THIRD DOWN EFFICIENCY	2-10-20%	3-13-23%
FOURTH DOWN EFFICIENCY	0-1-0%	2-3-67%
TOTAL NET YARDS	314	397
Total Offensive Plays (inc. times thrown passing)	56	69
Average gain per offensive play	5.6	5.8
NET YARDS RUSHING	77	148
Total Rushing Plays	18	33
Average gain per rushing play	4.3	4.5
Tackles for a loss-number and yards	1-8	2-3
NET YARDS PASSING	237	249
Times thrown-yards lost attempting to pass	2-19	1-4
Gross yards passing	256	253
PASS ATTEMPTS-COMPLETIONS-HAD INTERCEPTED	36-22-2	35-24-1
Avg gain per pass play (inc.# thrown passing)	6.2	6.9
KICKOFFS Number-In End Zone-Touchbacks	4-1-1	6-1-0
PUNTS Number and Average	4-34.3	5-34.0
Had Blocked	0	0
FGs-PATs Had Blocked	0-0	0-0
Net Punting Average	29.0	30.8
TOTAL RETURN YARDAGE (Not Including Kickoffs)	49	22
No. and Yards Punt Returns	1-16	2-21
No. and Yards Kickoff Returns	5-95	2-54
No. and Yards Interception Returns	1-33	2-1
PENALTIES Number and Yards	5-26	7-71
FUMBLES Number and Lost	1-1	2-0
TOUCHDOWNS	2	3
Rushing	0	1
Passing	2	2
EXTRA POINTS Made-Attempts	2-2	3-3
Kicking Made-Attempts	2-2	3-3
FIELD GOALS Made-Attempts	1-2	2-2
RED ZONE EFFICIENCY	2-2-100%	3-6-50%
GOAL TO GO EFFICIENCY	1-1-100%	1-1-100%
SAFETIES	0	0
FINAL SCORE	17	27
TIME OF POSSESSION	24:37	35:23

**CLEVELAND BROWNS DEFENSIVE STATISTICS VS. HOUSTON
 BASED ON COACHES' FILM REVIEW—AS OF 11/26/07**

PLAYER	TACKLES					FUMBLES								
	TOTAL	SOLO	ASST	TFL	SACKS	YDS	PRESS	INTS	YDS	PBU	FOR	REC	SAFETY	TD
D'Quell Jackson	11	8	3	0	0	0	0	1	1	0	0	0	0	0
Sean Jones	7	4	3	0	0	0	0	0	0	0	0	0	0	0
Leigh Bodden	7	5	2	0	0	0	0	0	0	2	0	1	0	0
Andra Davis	6	2	4	0	0	0	0	0	0	1	0	0	0	0
Kameron Wimbley	5	1	3	1	0	0	2	0	0	0	1	0	0	0
Robaire Smith	4	3	1	0	0	0	0	0	0	0	0	0	0	0
Brodney Pool	4	2	2	0	0	0	1	0	0	1	0	0	0	0
Willie McGinest	4	2	2	0	0	0	1	0	0	1	0	0	0	0
Brandon McDonald	4	2	2	0	0	0	1	1	0	3	0	0	0	0
Leon Williams	3	2	1	0	0	0	1	0	0	0	0	0	0	0
Daven Holly	2	1	1	0	0	0	0	0	0	0	0	0	0	0
Simon Fraser	2	1	1	0	0	0	0	0	0	0	0	0	0	0
Shaun Smith	2	0	2	0	1	7	0	0	0	0	0	0	0	0
Orpheus Roye	1	0	1	0	0	0	0	0	0	0	0	0	0	0
Antwan Peek	1	1	0	0	1	12	1	0	0	0	0	0	0	0
Mike Adams	0	0	0	0	0	0	0	0	0	0	0	0	0	0
David McMillan	0	0	0	0	0	0	0	0	0	0	0	0	0	0
Louis Leonard	0	0	0	0	0	0	0	0	0	0	0	0	0	0
BROWNS TOTALS	63	34	28	1	2	19	7	2	1	8	1	1	0	0

CLEVELAND BROWNS SPECIAL TEAMS STATISTICS VS. HOUSTON

PLAYER	TACKLES			FUMBLES		BLOCKED			TDS	SAFETY
	TOTAL	SOLO	ASST	FOR	REC	PATS	FGS	PUNTS		
Brandon McDonald	2	2	0	0	0	0	0	0	0	0
Nick Sorensen	1	1	0	0	0	0	0	0	0	0
Mike Adams	1	1	0	0	0	0	0	0	0	0
Joshua Cribbs	1	1	0	0	0	0	0	0	0	0
Kris Griffin	1	1	0	0	0	0	0	0	0	0
Lawrence Vickers	1	0	1	0	0	0	0	0	0	0
BROWNS TOTAL	7	6	1	0	0	0	0	0	0	0



12

ARIZONA CARDINALS 27, CLEVELAND BROWNS 21

DEC. 2, 2007 • UNIVERSITY OF PHOENIX STADIUM • ATTENDANCE: 64,791

STARTING LINEUPS

CLEVELAND BROWNS					ARIZONA CARDINALS				
OFFENSE			DEFENSE		OFFENSE			DEFENSE	
TE	Winslow		LE	Fraser	TE	Patrick	LDE	A. Smith	
LT	Thomas		NT	S. Smith	LT	Gandy	NT	Watson	
LG	Steinbach		RE	R. Smith	LG	Wells	DT	Dockett	
C	Fraley		LOLB	McGinest	C	A. Johnson	RDE	Tafoya	
RG	Tucker		MLB	A. Davis	RG	Lutui	SLB	Pace	
RT	Shaffer		WLB	D. Jackson	RT	L. Brown	MLB	Hayes	
TE	Heiden		ROLB	Wimbley	TE	Pope	WLB	Dansby	
WR	Edwards		LCB	Holly	WR	Boldin	LCB	Hood	
QB	Anderson		RCB	Bodden	QB	Warner	SS	Celestin	
FB	Vickers		SS	S. Jones	RB	E. James	FS	Holt	
RB	Lewis		FS	Pool	WR	B. Johnson	RCB	Rolle	
TEAM	1	2	3	4	FINAL				
Cleveland	3	7	8	3	21				
Arizona	14	0	7	6	27				

SCORING SUMMARY

TEAM	Q	TIME	PLAY	V	H
Cardinals	1	10:45	R. Hood 71 yd. interception return (N. Rackers kick)	0	7
Cardinals	1	4:59	L. Pope 5 yd. pass from K. Warner (N. Rackers kick) (7-43, 3:38)	0	14
Browns	1	1:41	P. Dawson 37 yd. Field Goal (8-64, 3:18)	3	14
Browns	2	1:14	J. Lewis 6 yd. pass from D. Anderson (P. Dawson kick) (10-80, 6:01)	10	14
Cardinals	3	0:43	Bry. Johnson 1 yd. pass from K. Warner (N. Rackers kick) (8-22, 3:03)	10	21
Browns	3	0:00	Edwards 67 yd. pass from Anderson (Cribbs-Winslow pass) (2-69, 0:43)	18	21
Cardinals	4	12:10	N. Rackers 33 yd. Field Goal (6-25, 2:50)	18	24
Browns	4	6:17	P. Dawson 22 yd. Field Goal (6-49, 2:59)	21	24
Cardinals	4	1:48	N. Rackers 19 yd. Field Goal (11-79, 4:29)	21	27

INDIVIDUAL STATISTICS

CLEVELAND BROWNS							ARIZONA CARDINALS												
RUSHING	ATT	YDS	AVG	LG	TD		RUSHING	ATT	YDS	AVG	LG	TD							
J. Lewis	16	62	3.9	12	0		E. James	24	114	4.8	16	0							
D. Anderson	2	10	2.0	10	0		J. Arrington	2	19	9.5	12	0							
J. Wright	1	9	9.0	9	0		K. Warner	1	0	0.0	0	0							
L. Vickers	1	2	2.0	2	0														
J. Cribbs	1	1	1.0	1	0														
TOTAL	21	84	4.0	12	0		TOTAL	27	133	4.9	16	0							
PASSING	ATT	CMP	YDS	SK/YD	TD	LG	INT	RTG	PASSING	ATT	CMP	YDS	SK/YD	TD	LG	INT	RTG		
D. Anderson	41	21	304	1/9	2	67	2	71.6	K. Warner	30	18	169	0/0	2	19	1	83.9		
TOTAL	41	21	304	1/9	2	67	2	71.6	TOTAL	30	18	169	0/0	2	19	1	83.9		
PASS RECEIVING	NO	YDS	AVG	LG	TD		PASS RECEIVING	NO	YDS	AVG	LG	TD							
B. Edwards	7	149	21.3	67	1		Br. Johnson	6	56	9.3	15	1							
J. Jurevicius	4	44	11.0	17	0		S. Morey	2	29	14.5	18	0							
K. Winslow	3	35	11.7	14	0		A. Boldin	2	25	12.5	16	0							
J. Lewis	3	24	8.0	10	1		S. Breaston	2	24	12.0	19	0							
L. Vickers	2	30	15.0	25	0		J. Arrington	2	15	7.5	8	0							
S. Heiden	1	12	12.0	12	0		L. Pope	2	14	7.0	9	1							
J. Wright	1	10	10.0	10	0		B. Patrick	1	5	5.0	5	0							
TOTAL	21	304	14.5	67	2		TOTAL	18	169	9.4	19	2							
INTERCEPTIONS	NO	YDS	AVG	LG	TD		INTERCEPTIONS	NO	YDS	AVG	LG	TD							
S. Jones	1	0	0.0	0	0		R. Hood	2	97	48.5	71	1							
TOTAL	1	0	0.0	0	0		TOTAL	2	97	48.5	71	1							
PUNTING	NO	YDS	AVG	NET	TB	IN20	LG	PUNTING	NO	YDS	AVG	NET	TB	IN20	LG				
D. Zastudil	3	134	44.7	39.7	0	1	49	M. Berger	5	201	40.2	30.0	1	1	53				
TOTAL	3	134	44.7	39.7	0	1	49	TOTAL	5	201	40.2	30.0	1	1	53				
PUNT RETURNS	NO	YDS	AVG	FC	LG	TD		PUNT RETURNS	NO	YDS	AVG	FC	LG	TD					
J. Cribbs	2	31	15.5	1	31	0		S. Breaston	2	15	7.5	0	14	0					
[DOWNED]	1	0	0.0	0	0	0		[OUT OF BOUNDS]	1	0	0.0	0	0	0					
[TOUCHBACK]	1	0	0.0	0	0	0		RETURNS	2	15	7.5	0	14	0					
RETURNS	2	31	15.5	1	31	0													
KICKOFF RETURNS	NO	YDS	AVG	FC	LG	TD		KICKOFF RETURNS	NO	YDS	AVG	FC	LG	TD					
J. Cribbs	3	31	10.3	0	26	0		S. Breaston	4	117	29.3	0	59	0					
D. Dinkins	2	15	7.5	0	8	0		[TOUCHBACK]	1	0	0.0	0	0	0					
J. Wright	1	10	10.0	0	10	0		RETURNS	4	117	29.3	0	59	0					
RETURNS	6	56	9.3	0	26	0													
FUMBLES	FUM	LOST	OWN REC	YDS	TD	FOR REC	YDS	TD	OUT BDS	FUMBLES	FUM	LOST	OWN REC	YDS	TD	FOR REC	YDS	TD	OUT BDS
J. Cribbs	1	1	0	0	0	0	0	0	0	K. Warner	1	0	1	-6	0	0	0	0	0
D. Anderson	1	1	0	-3	0	0	0	0	0	R. Brown	0	0	0	0	0	0	1	0	0
TOTAL	2	2	0	-3	0	0	0	0	0	TOTAL	1	0	1	-6	0	0	2	0	0

2007 REVIEW
Week-By-Week Summaries



TEAM STATISTICS

	VISITOR BROWNS	HOME CARDINALS
TOTAL FIRST DOWNS	21	18
By Rushing	7	5
By Passing	12	9
By Penalty	2	4
THIRD DOWN EFFICIENCY	4-11-36%	4-12-33%
FOURTH DOWN EFFICIENCY	0-1-0%	0-0-0%
TOTAL NET YARDS	379	302
Total Offensive Plays (inc. times thrown passing)	63	57
Average gain per offensive play	6.0	5.3
NET YARDS RUSHING	84	133
Total Rushing Plays	21	27
Average gain per rushing play	4.0	4.9
Tackles for a loss-number and yards	1-1	0-0
NET YARDS PASSING	295	169
Times thrown-yards lost attempting to pass	1-9	0-0
Gross yards passing	304	169
PASS ATTEMPTS-COMPLETIONS-HAD INTERCEPTED	41-21-2	30-18-1
Avg gain per pass play (inc.# thrown passing)	7.0	5.6
KICKOFFS Number-In End Zone-Touchbacks	5-1-1	6-0-0
PUNTS Number and Average	3-44.7	5-40.2
Had Blocked	0	0
FGs-PATs Had Blocked	0-0	0-0
Net Punting Average	39.7	30.0
TOTAL RETURN YARDAGE (Not Including Kickoffs)	31	112
No. and Yards Punt Returns	2-31	2-15
No. and Yards Kickoff Returns	6-56	4-117
No. and Yards Interception Returns	1-0	2-97
PENALTIES Number and Yards	10-77	11-75
FUMBLES Number and Lost	2-2	1-0
TOUCHDOWNS	2	3
Rushing	0	0
Passing	2	2
Interceptions	0	1
EXTRA POINTS Made-Attempts	2-2	3-3
Kicking Made-Attempts	1-1	3-3
Passing Made-Attempts	1-1	0-0
FIELD GOALS Made-Attempts	2-2	2-2
RED ZONE EFFICIENCY	1-3-33%	2-4-50%
GOAL TO GO EFFICIENCY	1-1-100%	1-2-50%
SAFETIES	0	0
FINAL SCORE	21	27
TIME OF POSSESSION	29:57	30:03

**CLEVELAND BROWNS DEFENSIVE STATISTICS VS. ARIZONA
 BASED ON COACHES' FILM REVIEW—AS OF 12/3/07**

PLAYER	TACKLES							FUMBLES					
	TOTAL	SOLO	ASST	TFL	SACKS	YDS	PRESS	INTS	YDS	PBU	FOR	REC	SAFETY TD
D'Owll Jackson	9	6	3	0	0	0	0	0	0	0	0	0	0
Andra Davis	8	6	2	0	0	0	0	0	0	0	0	0	0
Daven Holly	7	4	3	0	0	0	0	0	0	2	0	0	0
Sean Jones	6	2	3	1	0	0	0	1	0	0	0	0	0
Kameron Wimbley	6	4	2	0	0	0	1	0	0	0	0	0	0
Brodney Pool	6	3	3	0	0	0	0	0	0	1	0	0	0
Robaire Smith	5	3	2	0	0	0	0	0	0	0	0	0	0
Shaun Smith	5	3	2	0	0	0	0	0	0	0	0	0	0
Leigh Bodden	4	2	2	0	0	0	0	0	0	0	0	0	0
Willie McGinest	3	2	1	0	0	0	0	0	0	2	0	0	0
Brandon McDonald	3	1	2	0	0	0	0	0	0	2	0	0	0
Leon Williams	3	2	1	0	0	0	0	0	0	0	0	0	0
Simon Fraser	2	1	1	0	0	0	0	0	0	0	0	0	0
Mike Adams	2	2	0	0	0	0	0	0	0	0	0	0	0
Louis Leonard	2	1	1	0	0	0	0	0	0	0	0	0	0
Kenny Wright	0	0	0	0	0	0	0	0	0	0	0	0	0
Antwan Peek	0	0	0	0	0	0	0	0	0	0	0	0	0
Chaun Thompson	0	0	0	0	0	0	0	0	0	1	0	0	0
BROWNS TOTALS	71	42	28	1	0	0	1	1	0	8	0	0	0

CLEVELAND BROWNS SPECIAL TEAMS STATISTICS VS. ARIZONA

PLAYER	TACKLES			FUMBLES		BLOCKED				SAFETY
	TOTAL	SOLO	ASST	FOR	REC	PATS	FGS	PUNTS	TDS	
David McMillan	2	1	1	0	0	0	0	0	0	0
Brandon McDonald	2	1	1	0	0	0	0	0	0	0
Nick Sorensen	2	1	1	0	0	0	0	0	0	0
Joshua Cribbs	2	2	0	0	0	0	0	0	0	0
Kenny Wright	2	0	2	0	0	0	0	0	0	0
Mike Adams	1	1	0	0	0	0	0	0	0	0
BROWNS TOTAL	11	6	5	0	0	0	0	0	0	0



13

CLEVELAND BROWNS 24, NEW YORK JETS 18

DEC. 9, 2007 • THE MEADOWLANDS • ATTENDANCE: 76,822

STARTING LINEUPS

CLEVELAND BROWNS					NEW YORK JETS				
OFFENSE		DEFENSE			OFFENSE		DEFENSE		
TE	Heiden	LE	S. Smith	WR	Cotchery	LE	Mosley	NT	Pouha
LT	Thomas	RE	R. Smith	LT	Ferguson	RE	Coleman	OLB	B. Thomas
LG	Steinbach	LOLB	L. Williams	LG	Clarke	OLB	Kassell	ILB	D. Harris
C	Fraley	MLB	Peek	C	Mangold	OLB	Ellis	ILB	Harris
RG	Tucker	WLB	D. Jackson	RG	Moore	OLB	Revis	RCB	Barrett
RT	Shaffer	OLLB	Wimbley	RT	Clement	S	Elam	S	Rhodes
TE	Winslow	LCB	Holly	TE	Baker	S	Rhodes		
WR	Edwards	RCB	Bodden	WR	McCareins				
QB	Anderson	DB	B. McDonald	QB	Clemens				
FB	Vickers	SS	S. Jones	WR	B. Smith				
RB	Lewis	FS	Pool	RB	T. Jones				
TEAM	1	2	3	4	FINAL				
Cleveland	0	7	7	10	24				
New York Jets	0	3	3	12	18				

SCORING SUMMARY

TEAM	Q	TIME	PLAY	V	H
Browns	2	1:15	J. Lewis 7 yd. pass from D. Anderson (P. Dawson kick) (10-80, 4:54)	7	0
Jets	2	0:00	M. Nugent 35 yd. Field Goal (7-53, 1:15)	7	3
Browns	3	12:32	B. Edwards 4 yd. pass from D. Anderson (P. Dawson kick) (5-61, 2:28)	14	3
Jets	3	2:50	M. Nugent 41 yd. Field Goal (11-43, 4:30)	14	6
Browns	4	12:59	P. Dawson 49 yd. Field Goal (10-36, 4:51)	17	6
Jets	4	2:59	K. Clemens 1 yd. run (pass failed) (9-69, 2:28)	17	12
Jets	4	1:43	M. Nugent 38 yd. Field Goal (7-37, 1:16)	17	15
Browns	4	1:22	J. Lewis 31 yd. run (P. Dawson kick) (3-37, 0:21)	24	15
Jets	4	0:32	M. Nugent 35 yd. Field Goal (5-43, 0:50)	24	18

INDIVIDUAL STATISTICS

CLEVELAND BROWNS										NEW YORK JETS																			
RUSHING		ATT	YDS	AVG	LG	TD	PASSING		ATT	YDS	AVG	LG	TD	RUSHING		ATT	YDS	AVG	LG	TD									
J. Lewis	21	118	5.6	31	1	T. Jones	24	106	4.4	17	0	J. Harrison	2	21	10.5	17	0	K. Clemens	3	8	2.7	5	1						
L. Vickers	2	6	3.0	3	0	L. Washington	3	5	1.7	3	0	L. Vickers	2	6	3.0	3	0	L. Washington	3	5	1.7	3	0						
J. Cribbs	1	4	4.0	4	0	TOTAL	29	152	5.2	31	1	TOTAL	29	16	185	0/0	2	45	1	83.3	TOTAL	41	24	286	4/18	0	32	2	59.6
D. Anderson	3	3	1.0	5	0	TOTAL	29	16	185	0/0	2	45	1	83.3	TOTAL	41	24	286	4/18	0	32	2	59.6						
TOTAL	29	152	5.2	31	1	TOTAL	30	119	4.0	17	1	TOTAL	29	16	185	0/0	2	45	1	83.3	TOTAL	41	24	286	4/18	0	32	2	59.6
PASS RECEIVING		NO	YDS	AVG	LG	TD	PASS RECEIVING		NO	YDS	AVG	LG	TD	PASS RECEIVING		NO	YDS	AVG	LG	TD									
K. Winslow	4	34	8.5	16	0	L. Coles	7	48	6.9	12	0	J. Cribbs	1	4	4.0	4	0	C. Baker	3	48	16.0	19	0						
B. Edwards	3	63	21.0	45	1	J. Cotchery	6	119	19.8	32	0	J. Wright	1	18	18.0	18	0	B. Smith	3	27	9.0	14	0						
J. Lewis	3	19	6.3	7	1	L. Washington	4	31	7.8	11	0	L. Vickers	1	10	10.0	10	0	T. Jones	1	13	13.0	13	0						
S. Heiden	2	20	10.0	19	0	C. Baker	3	48	16.0	19	0	J. Jurevicius	1	7	7.0	7	0	TOTAL	24	286	11.9	32	0						
J. Cribbs	1	18	18.0	18	0	B. Smith	3	27	9.0	14	0	TOTAL	16	185	11.6	45	2	TOTAL	24	286	11.9	32	0						
J. Wright	1	14	14.0	14	0	T. Jones	1	13	13.0	13	0	TOTAL	16	185	11.6	45	2	TOTAL	24	286	11.9	32	0						
L. Vickers	1	10	10.0	10	0	TOTAL	29	16	185	0/0	2	45	1	83.3	TOTAL	41	24	286	4/18	0	32	2	59.6						
J. Jurevicius	1	7	7.0	7	0	TOTAL	41	24	286	4/18	0	32	2	59.6	TOTAL	41	24	286	4/18	0	32	2	59.6						
TOTAL	16	185	11.6	45	2	TOTAL	24	286	11.9	32	0	TOTAL	16	185	11.6	45	2	TOTAL	24	286	11.9	32	0						
INTERCEPTIONS		NO	YDS	AVG	LG	TD	INTERCEPTIONS		NO	YDS	AVG	LG	TD	INTERCEPTIONS		NO	YDS	AVG	LG	TD									
S. Jones	1	0	0.0	0	0	K. Rhodes	1	13	13.0	13	0	S. Jones	1	0	0.0	0	0	K. Rhodes	1	13	13.0	13	0						
B. McDonald	1	0	0.0	0	0	TOTAL	2	0	0.0	0	0	TOTAL	1	0	0.0	0	0	TOTAL	1	13	13.0	13	0						
TOTAL	2	0	0.0	0	0	TOTAL	2	0	0.0	0	0	TOTAL	1	0	0.0	0	0	TOTAL	1	13	13.0	13	0						
PUNTING		NO	YDS	AVG	NET	TB	IN20	LG	PUNTING		NO	YDS	AVG	NET	TB	IN20	LG												
D. Zastudil	5	230	46.0	27.4	2	0	49	B. Graham	5	208	41.6	36.2	1	2	50														
TOTAL	5	230	46.0	27.4	2	0	49	TOTAL	5	208	41.6	36.2	1	2	50														
PUNT RETURNS		NO	YDS	AVG	FC	LG	TD	PUNT RETURNS		NO	YDS	AVG	FC	LG	TD														
J. Cribbs	2	7	3.5	1	7	0	L. Washington	2	53	26.5	0	33	0																
[DOWNED]	1	0	0.0	0	0	0	[DOWNED]	1	0	0.0	0	0	0																
[TOUCHBACK]	1	0	0.0	0	0	0	[TOUCHBACK]	2	0	0.0	0	0	0																
RETURNS	2	7	3.5	1	7	0	RETURNS	2	53	26.5	0	33	0																
KICKOFF RETURNS		NO	YDS	AVG	FC	LG	TD	KICKOFF RETURNS		NO	YDS	AVG	FC	LG	TD														
J. Cribbs	2	51	25.5	0	31	0	L. Washington	4	45	11.3	0	29	0																
J. Jurevicius	1	9	9.0	0	9	0	B. Smith	1	15	15.0	0	15	0																
RETURNS	3	60	20.0	0	31	0	RETURNS	5	60	12.0	0	29	0																
FUMBLES		FUM	LOST	REC	YDS	TD	FOR	OPP	YDS	TD	BDS	FUMBLES		FUM	LOST	REC	YDS	TD	FOR	OPP	YDS	TD	BDS						
B. Edwards	1	0	0	0	0	0	0	0	0	0	1	K. Clemens	1	0	0	0	0	0	0	0	0	0	0						
N. Sorensen	0	0	0	0	0	0	1	0	0	0	0	L. Washington	1	0	0	0	0	0	0	0	0	0	0						
K. Wimbley	0	0	0	0	0	0	1	0	0	0	0	B. Moore	0	0	1	0	0	0	0	0	0	0	0						
TOTAL	1	0	0	0	0	0	2	0	0	0	1	TOTAL	2	0	2	0	0	1	0	0	0	0	0						



TEAM STATISTICS

	VISITOR BROWNS	HOME JETS
TOTAL FIRST DOWNS	18	26
By Rushing	8	7
By Passing	10	18
By Penalty	0	1
THIRD DOWN EFFICIENCY	5-12-42%	2-12-17%
FOURTH DOWN EFFICIENCY	1-1-100%	2-2-100%
TOTAL NET YARDS	337	387
Total Offensive Plays (inc. times thrown passing)	58	75
Average gain per offensive play	5.8	5.2
NET YARDS RUSHING	152	119
Total Rushing Plays	29	30
Average gain per rushing play	5.2	4.0
Tackles for a loss-number and yards	3-4	2-4
NET YARDS PASSING	185	268
Times thrown-yards lost attempting to pass	0-0	4-18
Gross yards passing	185	286
PASS ATTEMPTS-COMPLETIONS-HAD INTERCEPTED	29-16-1	41-24-2
Avg gain per pass play (inc.# thrown passing)	6.4	6.0
KICKOFFS Number-In End Zone-Touchbacks	5-0-0	5-0-0
PUNTS Number and Average	5-46.0	5-41.6
Had Blocked	0	0
FGs-PATs Had Blocked	0-0	0-0
Net Punting Average	27.4	36.2
TOTAL RETURN YARDAGE (Not Including Kickoffs)	7	66
No. and Yards Punt Returns	2-7	2-53
No. and Yards Kickoff Returns	3-60	5-60
No. and Yards Interception Returns	2-0	1-13
PENALTIES Number and Yards	4-29	2-9
FUMBLES Number and Lost	1-0	2-0
TOUCHDOWNS	3	1
Rushing	1	1
Passing	2	0
EXTRA POINTS Made-Attempts	3-3	0-1
Kicking Made-Attempts	3-3	0-0
Passing Made-Attempts	0-0	0-1
FIELD GOALS Made-Attempts	1-1	4-4
RED ZONE EFFICIENCY	2-2-100%	1-4-25%
GOAL TO GO EFFICIENCY	2-2-100%	1-2-50%
SAFETIES	0	0
FINAL SCORE	24	18
TIME OF POSSESSION	27:59	32:01

**CLEVELAND BROWNS DEFENSIVE STATISTICS VS. NEW YORK JETS
 BASED ON COACHES' FILM REVIEW—AS OF 12/10/07**

PLAYER	TOTAL	TACKLES				SACKS	YDS	PRESS	INTS	YDS	PBU	FUMBLES		
		SOLO	ASST	TFL	FOR							REC	SAFETY	TD
D'Qwell Jackson	12	9	3	0	0	0	0	0	0	0	0	0	0	0
Leon Williams	11	9	2	0	1.5	7	0	0	0	2	0	0	0	0
Daven Holly	9	9	0	0	0	0	0	0	0	1	0	0	0	0
Sean Jones	9	3	6	0	0.5	4	2	1	0	0	0	0	0	0
Brodney Pool	8	4	4	0	0	0	0	0	0	0	0	0	0	0
Robaire Smith	7	4	3	0	0	0	0	0	0	0	0	0	0	0
Kameron Wimbley	6	3	3	0	1	3	2	0	0	0	1	0	0	0
Shaun Smith	6	1	5	0	0	0	0	0	0	0	0	0	0	0
Andra Davis	5	2	2	1	0	0	0	0	0	0	0	0	0	0
Leigh Bodden	4	2	2	0	0	0	0	0	0	1	0	0	0	0
Brandon McDonald	4	3	1	0	0	0	0	1	0	3	0	0	0	0
Antwan Peek	2	0	2	0	0.5	0	0	0	0	0	0	0	0	0
Chaun Thompson	2	1	1	0	0.5	4	0	0	0	0	0	0	0	0
Willie McGinest	1	0	0	1	0	0	1	0	0	0	0	0	0	0
Mike Adams	1	1	0	0	0	0	0	0	0	1	0	0	0	0
Orpheus Roye	1	0	1	0	0	0	0	0	0	0	0	0	0	0
Simon Fraser	0	0	0	0	0	0	0	0	0	0	0	0	0	0
Ethan Kelley	0	0	0	0	0	0	0	0	0	0	0	0	0	0
BROWNS TOTALS	88	51	35	2	4	18	5	2	0	8	1	0	0	0

CLEVELAND BROWNS SPECIAL TEAMS STATISTICS VS. NEW YORK JETS

PLAYER	TOTAL	TACKLES		FUMBLES		PATs	BLOCKED			SAFETY
		SOLO	ASST	FOR	REC		FGS	PUNTS	TDS	
Mike Adams	3	3	0	0	0	0	0	0	0	0
Colby Bockwoldt	2	2	0	0	0	0	0	0	0	0
Nick Sorensen	2	1	1	1	0	0	0	0	0	0
Chaun Thompson	1	1	0	0	0	0	0	0	0	0
Jason Wright	1	1	0	0	0	0	0	0	0	0
BROWNS TOTAL	9	8	1	1	0	0	0	0	0	0



14

CLEVELAND BROWNS 8, BUFFALO BILLS 0

DEC. 16, 2007 • CLEVELAND BROWNS STADIUM • ATTENDANCE: 73,196

STARTING LINEUPS

BUFFALO BILLS				CLEVELAND BROWNS			
OFFENSE		DEFENSE		OFFENSE		DEFENSE	
WR	Evans	LE	Kelsay	WR	Jurevicius	LE	S. Smith
LT	Peters	LT	Tripplett	LT	Thomas	NT	E. Kelley
LG	Dockery	RT	K. Williams	LG	Steinbach	RE	R. Smith
C	Fowler	RE	Schobel	C	Fralei	LOLB	McGinest
RG	Butler	WLB	Ellison	RG	Tucker	MLB	A. Davis
RT	L. Walker	MLB	DiGiorgio	RT	Shaffer	WLB	D. Jackson
TE	Royal	SLB	Crowell	TE	Winslow	ROLB	Wimbley
QB	T. Edwards	LCB	Greer	WR	Edwards	LCB	E. Wright
TE	Gaines	RCB	McGee	QB	Anderson	RCB	Bodden
RB	Lynch	SS	Whitner	FB	Vickers	SS	S. Jones
WR	J. Reed	FS	Leonhard	RB	Lewis	FS	Pool

TEAM	1	2	3	4	FINAL
Buffalo	0	0	0	0	0
Cleveland	3	5	0	0	8

SCORING SUMMARY

TEAM	Q	TIME	PLAY	V	H
Browns	1	6:51	P. Dawson 35 yd. Field Goal (9-41, 4:15)	0	3
Browns	2	13:48	R. Neill fumble out of bounds in end zone for a Safety	0	5
Browns	2	1:22	P. Dawson 49 yd. Field Goal (10-62, 2:44)	0	8

INDIVIDUAL STATISTICS

BUFFALO BILLS						CLEVELAND BROWNS															
RUSHING	ATT	YDS	AVG	LG	TD	RUSHING	ATT	YDS	AVG	LG	TD										
M. Lynch	21	82	3.9	29	0	J. Lewis	33	163	4.9	26	0										
F. Jackson	7	16	2.3	5	0	J. Wright	3	11	3.7	10	0										
T. Edwards	1	12	12.0	12	0	D. Anderson	1	0	0.0	0	0										
B. Moorman	2	4	2.0	4	0																
J. Reed	1	-6	-6.0	-6	0																
TOTAL	32	108	3.4	29	0	TOTAL	37	174	4.7	26	0										
PASSING	ATT	CMP	YDS	SK/YD	TD	LG	INT	RTG	PASSING	ATT	CMP	YDS	SK/YD	TD	LG	INT	RTG				
T. Edwards	33	13	124	0/0	0	21	0	50.6	D. Anderson	24	9	137	1/7	0	25	0	57.1				
TOTAL	33	13	124	0/0	0	21	0	50.6	TOTAL	24	9	137	1/7	0	25	0	57.1				
PASS RECEIVING	NO	YDS	AVG	LG	TD	PASS RECEIVING	NO	YDS	AVG	LG	TD										
L. Evans	4	36	9.0	20	0	B. Edwards	4	64	16.0	25	0										
F. Jackson	3	36	12.0	21	0	J. Jurevicius	2	34	17.0	25	0										
J. Reed	3	29	9.7	20	0	K. Winslow	2	28	14.0	14	0										
M. Gaines	2	14	7.0	9	0	J. Lewis	1	11	11.0	11	0										
R. Royal	1	9	9.0	9	0																
TOTAL	13	124	9.5	21	0	TOTAL	9	137	15.2	25	0										
INTERCEPTIONS	NO	YDS	AVG	LG	TD	INTERCEPTIONS	NO	YDS	AVG	LG	TD										
TOTAL	0	0	0.0	0	0	TOTAL	0	0	0.0	0	0										
PUNTING	NO	YDS	AVG	NET	TB	IN20	LG	PUNTING	NO	YDS	AVG	NET	TB	IN20	LG						
B. Moorman	7	251	35.9	35.1	0	3	50	D. Zastudil	7	232	33.1	27.7	1	3	56						
TOTAL	7	251	35.9	35.1	0	3	50	TOTAL	7	232	33.1	27.7	1	3	56						
PUNT RETURNS	NO	YDS	AVG	FC	LG	TD	PUNT RETURNS	NO	YDS	AVG	FC	LG	TD								
J. Leonhard	2	18	9.0	0	10	0	J. Cribbs	2	5	2.5	0	5	0								
[DOWNED]	3	0	0.0	0	0	0	[DOWNED]	3	0	0.0	0	0	0								
[OUT OF BOUNDS]	1	0	0.0	0	0	0	[OUT OF BOUNDS]	2	0	0.0	0	0	0								
[TOUCHBACK]	1	0	0.0	0	0	0															
RETURNS	2	18	9.0	0	10	0	RETURNS	2	5	2.5	0	5	0								
KICKOFF RETURNS	NO	YDS	AVG	FC	LG	TD	KICKOFF RETURNS	NO	YDS	AVG	FC	LG	TD								
J. Leonhard	2	32	16.0	0	17	0	J. Cribbs	1	26	26.0	0	26	0								
T. McGee	1	18	18.0	0	18	0	[OUT OF BOUNDS]	1	0	0.0	0	0	0								
RETURNS	3	50	16.7	0	18	0	RETURNS	1	26	26.0	0	26	0								
FUMBLES	FUM	LOST	REC	YDS	TD	FOR	REC	YDS	TD	BDS	FUMBLES	FUM	LOST	REC	YDS	TD	FOR	REC	YDS	TD	BDS
R. Neill	1	0	0	-24	0	0	0	0	0	1	J. Cribbs	1	0	1	0	0	0	0	0	0	0
TOTAL	1	0	0	-24	0	0	0	0	0	1	TOTAL	1	0	1	0	0	0	0	0	0	0



TEAM STATISTICS

	VISITOR BILLS	HOME BROWNS
TOTAL FIRST DOWNS	11	16
By Rushing	5	8
By Passing	6	8
By Penalty	0	0
THIRD DOWN EFFICIENCY	3-16-19%	4-14-29%
FOURTH DOWN EFFICIENCY	2-5-40%	0-1-0%
TOTAL NET YARDS	232	304
Total Offensive Plays (inc. times thrown passing)	65	62
Average gain per offensive play	3.6	4.9
NET YARDS RUSHING	108	174
Total Rushing Plays	32	37
Average gain per rushing play	3.4	4.7
Tackles for a loss-number and yards	5-14	1-3
NET YARDS PASSING	124	130
Times thrown-yards lost attempting to pass	0-0	1-7
Gross yards passing	124	137
PASS ATTEMPTS-COMPLETIONS-HAD INTERCEPTED	33-13-0	24-9-0
Avg gain per pass play (inc.# thrown passing)	3.8	5.2
KICKOFFS Number-In End Zone-Touchbacks	2-0-0	3-0-0
PUNTS Number and Average	7-35.9	7-33.1
Had Blocked	0	0
FGs-PATs Had Blocked	0-0	0-0
Net Punting Average	35.1	27.7
TOTAL RETURN YARDAGE (Not Including Kickoffs)	18	5
No. and Yards Punt Returns	2-18	2-5
No. and Yards Kickoff Returns	3-50	1-26
No. and Yards Interception Returns	0-0	0-0
PENALTIES Number and Yards	2-15	2-15
FUMBLES Number and Lost	1-0	1-0
TOUCHDOWNS	0	0
Rushing	0	0
Passing	0	0
EXTRA POINTS Made-Attempts	0-0	0-0
Kicking Made-Attempts	0-0	0-0
FIELD GOALS Made-Attempts	0-0	2-2
RED ZONE EFFICIENCY	0-1-0%	0-1-0%
GOAL TO GO EFFICIENCY	0-0-0%	0-0-0%
SAFETIES	0	1
FINAL SCORE	0	8
TIME OF POSSESSION	28:13	31:47

**CLEVELAND BROWNS DEFENSIVE STATISTICS VS. BUFFALO
 BASED ON COACHES' FILM REVIEW—AS OF 12/17/07**

PLAYER	TACKLES								FUMBLES					
	TOTAL	SOLO	ASST	TFL	SACKS	YDS	PRESS	INTS	YDS	PBU	FOR	REC	SAFETY	TD
Kameron Wimbley	8	4	4	0	0	0	1	0	0	0	0	0	0	0
Shaun Smith	8	4	4	0	0	0	0	0	0	0	0	0	0	0
Andra Davis	7	2	1	4	0	0	2	0	0	1	0	0	0	0
D'Owelle Jackson	6	2	4	0	0	0	0	0	0	0	0	0	0	0
Robaire Smith	6	4	2	0	0	0	1	0	0	0	0	0	0	0
Leigh Bodden	6	5	1	0	0	0	0	0	0	1	0	0	0	0
Eric Wright	5	3	2	0	0	0	0	0	0	1	0	0	0	0
Sean Jones	4	2	2	0	0	0	1	0	0	0	0	0	0	0
Brodney Pool	4	4	0	0	0	0	0	0	0	0	0	0	0	0
Chaun Thompson	3	2	1	0	0	0	0	0	0	1	0	0	0	0
Willie McGinest	2	1	1	0	0	0	0	0	0	0	0	0	0	0
Orpheus Roye	2	1	1	0	0	0	0	0	0	0	0	0	0	0
Ethan Kelley	2	1	1	0	0	0	0	0	0	0	0	0	0	0
Leon Williams	1	1	0	0	0	0	0	0	0	0	0	0	0	0
Brandon McDonald	1	0	1	0	0	0	0	0	0	0	0	0	0	0
Mike Adams	0	0	0	0	0	0	0	0	0	0	0	0	0	0
Simon Fraser	0	0	0	0	0	0	0	0	0	0	0	0	0	0
BROWNS TOTALS	65	36	25	4	0	0	5	0	0	4	0	0	0	0

CLEVELAND BROWNS SPECIAL TEAMS STATISTICS VS. BUFFALO

PLAYER	TACKLES			FUMBLES		BLOCKED				SAFETY
	TOTAL	SOLO	ASST	FOR	REC	PATS	FGS	PUNTS	TDS	
Chaun Thompson	2	1	1	0	0	0	0	0	0	0
Keith Adams	1	1	0	0	0	0	0	0	0	0
Joshua Cribbs	1	1	0	0	0	0	0	0	0	0
Darnell Dinkins	1	1	0	0	0	0	0	0	0	0
Brandon McDonald	1	1	0	0	0	0	0	0	0	0
BROWNS TOTAL	6	5	1	0	0	0	0	0	0	0



15

CINCINNATI BENGALS 19, CLEVELAND BROWNS 14

DEC. 23, 2007 • PAUL BROWN STADIUM • ATTENDANCE: 66,023

STARTING LINEUPS

CLEVELAND BROWNS					CINCINNATI BENGALS				
OFFENSE			DEFENSE		OFFENSE			DEFENSE	
TE	Heiden		LE	S. Smith	WR	C. Johnson	LDE	Geathers	
LT	Thomas		RE	R. Smith	LT	L. Jones	LDT	Peko	
LG	Steinbach		LOLB	Peek	LG	Whitworth	RDT	Thornton	
C	Fraleigh		MLB	L. Williams	C	Ghiaciu	RDE	J. Smith	
RG	Tucker		WLB	D. Jackson	RG	B. Williams	SLB	Jeanty	
RT	Shaffer		ROLB	Wimbley	RT	S. Andrews	MLB	L. Johnson	
TE	Winslow		LCB	E. Wright	TE	R. Kelly	WLB	Dh. Jones	
WR	Edwards		RCB	Bodden	WR	Houshmandzadeh	LCB	J. Joseph	
QB	Anderson		DB	B. McDonald	QB	Palmer	RCB	Hall	
FB	Vickers		SS	S. Jones	HB	Dorsey	SS	Ndukwe	
RB	Lewis		FS	Pool	WR	Henry	FS	M. White	

TEAM	1	2	3	4	FINAL
Cleveland	0	0	7	7	14
Cincinnati	0	19	0	0	19

SCORING SUMMARY

TEAM	Q	TIME	PLAY	V	H
Bengals	2	12:52	S. Graham 29 yd. Field Goal (10-69, 5:09)	0	3
Bengals	2	5:04	S. Graham 38 yd. Field Goal (10-48, 4:47)	0	6
Bengals	2	1:05	T. Houshmandzadeh 5 yd. pass from C. Palmer (Graham kick) (1-5, 0:08)	0	13
Bengals	2	0:26	K. Watson 1 yd. run (pass failed) (2-20, 0:21)	0	19
Browns	3	0:40	B. Edwards 2 yd. pass from D. Anderson (P. Dawson kick) (11-71, 5:50)	7	19
Browns	4	5:57	B. Edwards 5 yd. pass from D. Anderson (P. Dawson kick) (3-16, 1:26)	14	19

INDIVIDUAL STATISTICS

CLEVELAND BROWNS							CINCINNATI BENGALS															
RUSHING	ATT	YDS	AVG	LG	TD		RUSHING	ATT	YDS	AVG	LG	TD										
J. Lewis	21	92	4.4	15	0		K. Watson	30	130	4.3	24	1										
J. Wright	3	38	12.7	18	0		C. Johnson	1	16	16.0	16	0										
D. Anderson	1	6	6.0	6	0		D. Dorsey	1	8	8.0	8	0										
D. Zastudil	1	0	0.0	0	0		G. Holt	1	1	1.0	1	0										
TOTAL	26	136	5.2	18	0		TOTAL	33	155	4.7	24	1										
PASSING	ATT	CMP	YDS	SK/YD	TD	INT	RTG	PASSING	ATT	CMP	YDS	SK/YD	TD	LG	INT	RTG						
D. Anderson	48	29	251	1/7	2	22	4	53.4	C. Palmer	21	11	115	0/0	1	24	2	44.8					
TOTAL	48	29	251	1/7	2	22	4	53.4	TOTAL	21	11	115	0/0	1	24	2	44.8					
PASS RECEIVING	NO	YDS	AVG	LG	TD			PASS RECEIVING	NO	YDS	AVG	LG	TD									
B. Edwards	8	52	6.5	12	2			C. Johnson	4	44	11.0	17	0									
K. Winslow	7	73	10.4	22	0			K. Watson	3	20	6.7	16	0									
J. Lewis	5	42	8.4	13	0			T. Houshmandzadeh	2	25	12.5	20	1									
J. Jurevicius	4	31	7.8	11	0			R. Kelly	1	24	24.0	24	0									
J. Wright	3	34	11.3	13	0			A. Chatman	1	2	2.0	2	0									
J. Cribbs	1	12	12.0	12	0			TOTAL	11	115	10.5	24	1									
T. Carter	1	7	7.0	7	0			INTERCEPTIONS	NO	YDS	AVG	LG	TD									
TOTAL	29	251	8.7	22	2			C. Ndukwe	2	44	22.0	44	0									
INTERCEPTIONS	NO	YDS	AVG	LG	TD			J. Joseph	1	23	23.0	23	0									
L. Bodden	2	42	21.0	22	0			L. Hall	1	12	12.0	12	0									
TOTAL	2	42	21.0	22	0			TOTAL	4	79	19.8	44	0									
PUNTING	NO	YDS	AVG	NET	TB	IN20	LG	PUNTING	NO	YDS	AVG	NET	TB	IN20	LG							
D. Zastudil	2	66	33.0	31.5	0	1	40	K. Larson	5	186	37.2	31.8	0	1	52							
TOTAL	2	66	33.0	31.5	0	1	40	TOTAL	5	186	37.2	31.8	0	1	52							
PUNT RETURNS	NO	YDS	AVG	FC	LG	TD		PUNT RETURNS	NO	YDS	AVG	FC	LG	TD								
J. Cribbs	2	27	13.5	0	20	0		A. Chatman	1	3	3.0	0	3	0								
[DOWNED]	2	0	0.0	0	0	0		[DOWNED]	1	0	0.0	0	0	0								
[OUT OF BOUNDS]	1	0	0.0	0	0	0		RETURNS	1	3	3.0	0	3	0								
RETURNS	2	27	13.5	0	20	0		KICKOFF RETURNS	NO	YDS	AVG	FC	LG	TD								
KICKOFF RETURNS	NO	YDS	AVG	FC	LG	TD		J. Cribbs	4	115	28.8	0	33	0								
J. Cribbs	4	115	28.8	0	33	0		G. Holt	2	58	29.0	1	34	0								
[TOUCHBACK]	1	0	0.0	0	0	0		RETURNS	2	58	29.0	1	34	0								
RETURNS	4	115	28.8	0	33	0		FUMBLES	FUM	LOST	OWN	REC	YDS	TD	OPP	REC	YDS	TD	OUT	BDS		
FUMBLES	FUM	LOST	OWN	REC	YDS	TD	OPP	REC	YDS	TD	OUT	BDS	J. Cribbs	1	0	1	0	0	0	0	0	0
J. Cribbs	1	0	1	0	0	0	0	0	0	0	0	0	D. Zastudil	1	0	1	-11	0	0	0	0	0
D. Zastudil	1	0	1	-11	0	0	0	0	0	0	0	0	A. Davis	0	0	0	0	0	1	0	0	0
A. Davis	0	0	0	0	0	1	0	0	0	0	0	0	D. Holly	0	0	0	0	0	1	0	0	0
D. Holly	0	0	0	0	0	1	0	0	0	0	0	0	D. Jackson	0	0	0	0	0	1	0	0	0
D. Jackson	0	0	0	0	0	1	0	0	0	0	0	0	TOTAL	2	0	2	-11	0	2	1	0	0
TOTAL	2	0	2	-11	0	2	1	0	0	0	0	0	TOTAL	2	1	1	0	0	1	0	0	0

2007 REVIEW
Week-By-Week Summaries



TEAM STATISTICS

	VISITOR BROWNS	HOME BENGALS
TOTAL FIRST DOWNS	25	15
By Rushing	9	9
By Passing	16	6
By Penalty	0	0
THIRD DOWN EFFICIENCY	8-14-57%	5-12-42%
FOURTH DOWN EFFICIENCY	1-4-25%	0-0-0%
TOTAL NET YARDS	390	270
Total Offensive Plays (inc. times thrown passing)	75	54
Average gain per offensive play	5.1	5.0
NET YARDS RUSHING	136	155
Total Rushing Plays	26	33
Average gain per rushing play	5.2	4.7
Tackles for a loss-number and yards	1-2	2-3
NET YARDS PASSING	244	115
Times thrown-yards lost attempting to pass	1-7	0-0
Gross yards passing	251	115
PASS ATTEMPTS-COMPLETIONS-HAD INTERCEPTED	48-29-4	21-11-2
Avg gain per pass play (inc.# thrown passing)	5.0	5.5
KICKOFFS Number-In End Zone-Touchbacks	3-0-0	5-2-1
PUNTS Number and Average	2-33.0	5-37.2
Had Blocked	0	0
FGs-PATs Had Blocked	0-0	0-0
Net Punting Average	31.5	31.8
TOTAL RETURN YARDAGE (Not Including Kickoffs)	69	82
No. and Yards Punt Returns	2-27	1-3
No. and Yards Kickoff Returns	4-115	2-58
No. and Yards Interception Returns	2-42	4-79
PENALTIES Number and Yards	4-33	4-34
FUMBLES Number and Lost	2-0	2-1
TOUCHDOWNS	2	2
Rushing	0	1
Passing	2	1
EXTRA POINTS Made-Attempts	2-2	1-2
Kicking Made-Attempts	2-2	1-1
Passing Made-Attempts	0-0	0-1
FIELD GOALS Made-Attempts	0-0	2-2
RED ZONE EFFICIENCY	2-5-40%	2-3-67%
GOAL TO GO EFFICIENCY	2-3-67%	2-2-100%
SAFETIES	0	0
FINAL SCORE	14	19
TIME OF POSSESSION	33:06	26:54

**CLEVELAND BROWNS DEFENSIVE STATISTICS VS. CINCINNATI
 BASED ON COACHES' FILM REVIEW—AS OF 12/24/07**

PLAYER	TACKLES				SACKS	YDS	PRESS	INTS	YDS	PBU	FUMBLES		SAFETY TD
	TOTAL	SOLO	ASST	TFL							FOR	REC	
Sean Jones	9	4	5	0	0	0	0	0	0	0	0	0	0
Shaun Smith	8	7	1	0	0	0	1	0	0	0	0	0	0
D'Owell Jackson	7	4	2	1	0	0	0	0	0	0	1	0	0
Orpheus Roye	6	4	2	0	0	0	0	0	0	0	0	0	0
Brodney Pool	5	2	3	0	0	0	0	0	0	0	0	0	0
Willie McGinest	5	3	2	0	0	0	0	0	0	0	0	0	0
Andra Davis	4	3	1	0	0	0	0	0	0	1	0	0	0
Leigh Bodden	3	3	0	0	0	0	2	42	1	0	0	0	0
Eric Wright	3	3	0	0	0	0	0	0	3	0	0	0	0
Leon Williams	2	1	1	0	0	0	0	0	0	0	0	0	0
Kameron Wimbley	1	0	1	0	0	0	2	0	0	0	0	0	0
Robaire Smith	1	1	0	0	0	0	0	0	0	0	0	0	0
Brandon McDonald	1	1	0	0	0	0	0	0	0	0	0	0	0
Antwan Peek	1	0	1	0	0	0	0	0	0	0	0	0	0
Chaun Thompson	0	0	0	0	0	0	0	0	0	0	0	0	0
Ethan Kelley	0	0	0	0	0	0	0	0	0	0	0	0	0
Mike Adams	0	0	0	0	0	0	0	0	0	0	0	0	0
Lennie Friedman	0	0	0	0	0	0	0	0	0	0	0	0	0
Simon Fraser	0	0	0	0	0	0	0	0	0	0	0	0	0
BROWNS TOTALS	56	36	19	1	0	0	3	2	42	4	1	1	0

CLEVELAND BROWNS SPECIAL TEAMS STATISTICS VS. CINCINNATI

PLAYER	TACKLES			FUMBLES		PATs	BLOCKED			SAFETY
	TOTAL	SOLO	ASST	FOR	REC		FGS	PUNTS	TDS	
Daven Holly	2	2	0	0	0	0	0	0	0	0
Chaun Thompson	1	1	0	0	0	0	0	0	0	0
Joshua Cribbs	1	0	1	0	0	0	0	0	0	0
BROWNS TOTAL	4	3	1	0	0	0	0	0	0	0



16

CLEVELAND BROWNS 20, SAN FRANCISCO 49ERS 7

DEC. 30, 2007 • CLEVELAND BROWNS STADIUM • ATTENDANCE: 73,041

STARTING LINEUPS

SAN FRANCISCO 49ERS

OFFENSE

WR D. Jackson
 LT Snyder
 LG L. Allen
 C Heitmann
 RG Baas
 RT Staley
 TE V. Davis
 WR Battle
 QB Weinke
 RB Gore
 TE D. Walker

DEFENSE

UT B. Young
 NT Franklin
 RE Douglas
 OLB Haralson
 MLB Ulbrich
 MLB Willis
 DB Strickland
 LCB Clements
 RCB W. Harris
 SS M. Lewis
 FS Roman

CLEVELAND BROWNS

OFFENSE

WR Jurevicius
 LT Thomas
 LG Steinbach
 C Fraley
 RG Tucker
 RT Shaffer
 TE Winslow
 WR Edwards
 QB Anderson
 TE Heiden
 RB Levis

DEFENSE

LE Hamilton
 NT S. Smith
 RE R. Smith
 LOLB McGinest
 MLB A. Davis
 WLB D. Jackson
 ROLB Wimbley
 LCB E. Wright
 RCB Bodden
 SS S. Jones
 FS Pool

TEAM	1	2	3	4	FINAL
San Francisco	0	7	0	0	7
Cleveland	7	10	0	3	20

SCORING SUMMARY

TEAM	Q	TIME	PLAY	V	H
Browns	1	1:37	J. Cribbs 76 yd. punt return (P. Dawson kick)	0	7
Browns	2	11:44	B. Edwards 45 yd. pass from D. Anderson (P. Dawson kick) (6-61, 3:17)	0	14
49ers	2	3:20	D. Jackson 7 yd. pass from C. Weinke (J. Nedney kick) (10-75, 4:40)	7	14
Browns	2	1:04	P. Dawson 23 yd. Field Goal (11-57, 2:16)	7	17
Browns	4	10:16	P. Dawson 49 yd. Field Goal (7-44, 3:59)	7	20

INDIVIDUAL STATISTICS

SAN FRANCISCO 49ERS

RUSHING	ATT	YDS	AVG	LG	TD
F. Gore	23	94	4.1	16	0
M. Hicks	1	18	18.0	18	0
TOTAL	24	112	4.7	18	0

CLEVELAND BROWNS

RUSHING	ATT	YDS	AVG	LG	TD
J. Lewis	26	128	4.9	23	0
J. Harrison	8	32	4.0	10	0
L. Vickers	1	3	3.0	3	0
D. Anderson	1	0	0.0	0	0
TOTAL	36	163	4.5	23	0

PASSING	ATT	CMP	YDS	SK/YD	TD	LG	INT	RTG
C. Weinke	22	13	104	5/31	1	21	0	86.2
TOTAL	22	13	104	5/31	1	21	0	86.2

PASSING	ATT	CMP	YDS	SK/YD	TD	LG	INT	RTG
D. Anderson	20	11	152	1/2	1	45	1	75.4
B. Quinn	8	3	45	0/0	0	18	0	56.8
TOTAL	28	14	197	1/2	1	45	1	70.1

PASS RECEIVING	NO	YDS	AVG	LG	TD
D. Jackson	3	28	9.3	14	1
A. Battle	3	19	6.3	10	0
F. Gore	2	21	10.5	21	0
V. Davis	2	20	10.0	14	0
D. Walker	2	14	7.0	10	0
M. Hicks	1	2	2.0	2	0
TOTAL	13	104	8.0	21	1

PASS RECEIVING	NO	YDS	AVG	LG	TD
K. Winslow	4	62	15.5	25	0
B. Edwards	3	67	22.3	45	1
J. Wright	3	36	12.0	23	0
S. Heiden	1	15	15.0	15	0
J. Jurevicius	1	12	12.0	12	0
J. Harrison	1	4	4.0	4	0
J. Lewis	1	1	1.0	1	0
TOTAL	14	197	14.1	45	1

INTERCEPTIONS	NO	YDS	AVG	LG	TD
W. Harris	1	19	19.0	19	0
TOTAL	1	19	19.0	19	0

INTERCEPTIONS	NO	YDS	AVG	LG	TD
TOTAL	0	0	0.0	0	0

PUNTING	NO	YDS	AVG	NET	TB	IN20	LG
A. Lee	9	356	39.6	24.6	0	4	61
TOTAL	9	356	39.6	24.6	0	4	61

PUNTING	NO	YDS	AVG	NET	TB	IN20	LG
D. Zastudil	5	222	44.4	42.2	0	0	51
TOTAL	5	222	44.4	42.2	0	0	51

PUNT RETURNS	NO	YDS	AVG	FC	LG	TD
Mike Lewis	3	10	3.3	0	5	0
N. Clements	2	1	0.5	0	2	0

PUNT RETURNS	NO	YDS	AVG	FC	LG	TD
J. Cribbs	4	135	33.8	3	76	1
[DOWNED]	1	0	0.0	0	0	0
[OUT OF BOUNDS]	1	0	0.0	0	0	0
RETURNS	4	135	33.8	3	76	1

RETURNS	NO	YDS	AVG	FC	LG	TD
RETURNS	5	11	2.2	0	5	0

RETURNS	NO	YDS	AVG	FC	LG	TD
RETURNS	4	135	33.8	3	76	1

KICKOFF RETURNS	NO	YDS	AVG	FC	LG	TD
M. Hicks	4	92	23.0	0	44	0
[TOUCHBACK]	1	0	0.0	0	0	0
RETURNS	4	92	23.0	0	44	0

KICKOFF RETURNS	NO	YDS	AVG	FC	LG	TD
J. Cribbs	2	57	28.5	0	30	0
RETURNS	2	57	28.5	0	30	0

FUMBLES	FUM	LOST	REC	YDS	TD	FOR	REC	YDS	TD	BDS
A. Battle	1	0	0	0	0	0	0	0	0	1
TOTAL	1	0	0	0	0	0	0	0	0	1

FUMBLES	FUM	LOST	REC	YDS	TD	FOR	REC	YDS	TD	BDS
TOTAL	0	0	0	0	0	0	0	0	0	0



TEAM STATISTICS

	VISITOR 49ERS	HOME BROWNS
TOTAL FIRST DOWNS	9	18
By Rushing	3	8
By Passing	5	8
By Penalty	1	2
THIRD DOWN EFFICIENCY	4-14-29%	7-15-47%
FOURTH DOWN EFFICIENCY	0-1-0%	0-0-0%
TOTAL NET YARDS	185	358
Total Offensive Plays (inc. times thrown passing)	51	65
Average gain per offensive play	3.6	5.5
NET YARDS RUSHING	112	163
Total Rushing Plays	24	36
Average gain per rushing play	4.7	4.5
Tackles for a loss-number and yards	3-4	0-0
NET YARDS PASSING	73	195
Times thrown-yards lost attempting to pass	5-31	1-2
Gross yards passing	104	197
PASS ATTEMPTS-COMPLETIONS-HAD INTERCEPTED	22-13-0	28-14-1
Avg gain per pass play (inc.# thrown passing)	2.7	6.7
KICKOFFS Number-In End Zone-Touchbacks	2-0-0	5-1-1
PUNTS Number and Average	9-29.6	5-44.4
Had Blocked	0	0
FGs-PATs Had Blocked	0-0	1-0
Net Punting Average	24.6	42.2
TOTAL RETURN YARDAGE (Not Including Kickoffs)	30	135
No. and Yards Punt Returns	5-11	4-135
No. and Yards Kickoff Returns	4-92	2-57
No. and Yards Interception Returns	1-19	0-0
PENALTIES Number and Yards	4-29	9-75
FUMBLES Number and Lost	1-0	0-0
TOUCHDOWNS	1	2
Rushing	0	0
Passing	1	1
Punt Returns	0	1
EXTRA POINTS Made-Attempts	1-1	2-2
Kicking Made-Attempts	1-1	2-2
FIELD GOALS Made-Attempts	0-0	2-3
RED ZONE EFFICIENCY	1-1-100%	0-3-0%
GOAL TO GO EFFICIENCY	1-1-100%	0-2-0%
SAFETIES	0	0
FINAL SCORE	7	20
TIME OF POSSESSION	28:14	31:46


**CLEVELAND BROWNS DEFENSIVE STATISTICS VS. SAN FRANCISCO
BASED ON COACHES' FILM REVIEW—AS OF 1/2/08**

PLAYER	TACKLES							FUMBLES						
	TOTAL	SOLO	ASST	TFL	SACKS	YDS	PRESS	INTS	YDS	PBU	FOR	REC	SAFETY	TD
D'Qwell Jackson	9	8	1	0	1	7	0	0	0	0	0	0	0	0
Sean Jones	7	3	3	1	0	0	0	0	0	0	0	0	0	0
Willie McGinest	6	6	0	0	2	12	0	0	0	0	0	0	0	0
Shaun Smith	5	2	3	0	0	0	1	0	0	0	0	0	0	0
Brodney Pool	4	2	2	0	0	0	0	0	0	0	0	0	0	0
Andra Davis	4	4	0	0	0	0	0	0	0	1	0	0	0	0
Leigh Bodden	4	4	0	0	0	0	0	0	0	2	0	0	0	0
Kameron Wimbley	4	1	2	1	0	0	0	0	0	0	0	0	0	0
Leon Williams	3	3	0	0	2	12	0	0	0	0	0	0	0	0
Eric Wright	2	0	2	0	0	0	0	0	0	0	0	0	0	0
Chau Thompson	2	2	0	0	0	0	0	0	0	0	0	0	0	0
Bobby Hamilton	2	2	0	0	0	0	0	0	0	0	0	0	0	0
Robaire Smith	1	1	0	0	0	0	0	0	0	0	0	0	0	0
Brandon McDonald	1	1	0	0	0	0	0	0	0	1	0	0	0	0
Simon Fraser	1	1	0	0	0	0	0	0	0	0	0	0	0	0
Orpheus Roye	0	0	0	0	0	0	0	0	0	0	0	0	0	0
BROWNS TOTALS	55	40	13	2	5	31	1	0	0	4	0	0	0	0

CLEVELAND BROWNS SPECIAL TEAMS STATISTICS VS. SAN FRANCISCO

PLAYER	TACKLES			FUMBLES		BLOCKED				SAFETY
	TOTAL	SOLO	ASST	FOR	REC	PATS	FGS	PUNTS	TDS	
Joshua Cribbs	4	4	0	0	0	0	0	0	1	0
Nick Sorensen	3	2	1	0	0	0	0	0	0	0
Keith Adams	2	0	2	0	0	0	0	0	0	0
Lawrence Vickers	1	1	0	0	0	0	0	0	0	0
Chau Thompson	1	1	0	0	0	0	0	0	0	0
Brandon McDonald	1	1	0	0	0	0	0	0	0	0
BROWNS TOTAL	3	3	0	0	0	0	0	0	0	0





Take Control of your game plan!

At Herald Printing we help you design a game plan to control your traditional and digital print needs.

From customized direct mail to traditional brochures, we can design a plan to win. We work hard to identify and fill printing needs for companies, and for teams like the Cleveland Browns. Also we offer a variety of non-traditional options to control costs, save time, and allow greater flexibility and control.


Think we might be able to help your business?

Call **1-888-258-0008** today to talk to a regional account executive.



Proud supporter
of the Cleveland Browns

SINCE 1881
HERALD PRINTING
625 SOUTH KIBLER STREET • NEW WASHINGTON, OHIO 44854-0367
888/258-0008 • FAX 419/492-2128
www.heraldprint.com



HISTORY

THE NAME ON THE DOOR IS CLEVELAND | ERIC STEINBACH



HOW THE BROWNS WERE NAMED

Just how did the Cleveland Browns get their name?

One myth is that the team was named after the popular boxing champion, Joe Louis, "The Brown Bomber." The truth, according to several published reports, is this:

When owner Arthur McBride brought an AAFC team to Cleveland in 1945, he held a newspaper contest to name the team and offered a \$1,000 war bond to the winner. Most of the entries submitted wanted the name Browns, because the extremely popular Paul Brown was the team's head coach.

Coach Brown thought it wouldn't be proper to name the team after him, and the entry "Panthers" was selected. A few weeks later, a man approached McBride and said he owned a semi-pro team in the 1920s called the Cleveland Panthers and he still owned the rights to the name.

McBride could have bought the man off, but Brown vetoed the idea. The coach didn't want the new team to be associated with a losing franchise. Instead of holding a new contest, Brown reluctantly agreed to name the team Browns. But, in sticking with his original ideals, Brown suggested publicly that since Louis was "The Brown Bomber", that was how the team got its name. Not a single entry in the contest listed Louis or his nickname as a reason for choosing "Browns."

1946

The Cleveland Browns were originated by Owner Arthur (Mickey) McBride as a member of the All-America Football Conference. Paul Brown was named coach and general manager, and the first player he signed was then-tailback Otto Graham, who was converted to quarterback with the Browns. The Browns won the Western Division title with a 42-17 victory over the Buffalo Bisons and then defeated the New York Yankees, 14-9, in the championship game.

1947-49

The Browns continued their domination of the AAFC, winning three more championships.

1950

Following the merger of the AAFC and the NFL, the Browns tied the New York Giants with 10-2 records for a share of the Eastern Division title. The Browns defeated the New York Giants, 8-3, in a playoff game and then stopped the Los Angeles Rams, 30-28, for the championship.

1951-53

The Browns won three consecutive Eastern titles, but lost each time in the league's title match, once to the Los Angeles Rams and twice to the Detroit Lions. In 1953, McBride sold the club to an organization headed by David Jones.

1954-55

Led by quarterback Otto Graham, the Browns won back-to-back NFL championships, defeating the Detroit Lions and Los Angeles Rams.

1956

At 5-7, the Browns suffered their first losing season.

1957

Jim Brown was selected in the first round by the Browns and earned rookie-of-the-year honors while helping Cleveland to the Eastern Division title.

1961

Art Modell purchased the Browns for the then unheard sum of \$4 million.

1963

Paul Brown was released from his duties after 17 seasons as head coach of the franchise. Blanton Collier, a Browns' assistant, was named head coach.

1964

The Browns won the Eastern Conference title with a 52-20 victory over the New York Giants and defeated the Baltimore Colts, 27-0, in the NFL Championship Game.

1965

In his last season, Jim Brown won NFL MVP honors and led Cleveland to the NFL Championship Game, where the Browns were defeated by the Green Bay Packers.

1966

An eighth round pick in 1964, Leroy Kelly became the club's dominant threat, rushing for 1,141 yards, but the Browns finished second in the Eastern Conference to the Dallas Cowboys.

1968

With newly acquired quarterback Bill Nelsen (from the Pittsburgh Steelers), the Browns won the Century Division title and beat the Dallas Cowboys in the playoffs, but lost to the Baltimore Colts in the NFL Championship Game.

1969

The Browns won the Century Division title for the third straight year, but lost to the Minnesota Vikings in the NFL Championship Game.

1970

The Browns became members of the AFC Central Division and finished second. The Browns beat the New York Jets, 31-21, on Monday Night Football's first-ever telecast.

1971

Nick Skorich, a Browns' assistant, was named head coach. The club won its first AFC Central crown.

1972

The Browns lost to the eventual Super Bowl Champion



Miami Dolphins in the playoffs, 20-14, as the Dolphins completed an undefeated season.

1975-77

Forrest Gregg became head coach in 1975, Greg Pruitt had three consecutive 1,000-yard rushing seasons and Dick Modzelewski coached the final game of 1977.

1978

Sam Rutigliano became the first non-Browns' assistant to be named head coach of the Browns. Cleveland won its first three contests en route to an 8-8 finish.

1979

Losses in the final two games dropped the Browns' record to 9-7 and prevented the team from entering the playoffs. Mike Pruitt had the first of three straight 1,000-yard seasons.

1980

The Browns won the AFC Central Division title with an 11-5 record, but lost to the eventual Super Bowl champion Oakland Raiders in the playoffs. Quarterback Brian Sipe was consensus MVP of the NFL.

1982

In a strike-shortened season, the Browns finished eighth in the AFC (4-5) and gained a playoff spot for the second time in three years. Cleveland lost to the Los Angeles Raiders in the Super Bowl Tournament.

1983

The Browns tied for a Wild Card playoff spot with a 9-7 record, but lost the NFL tie-breaking procedure to the Denver Broncos and Seattle Seahawks.

1984

The Browns replaced Head Coach Sam Rutigliano with Defensive Coordinator Marty Schottenheimer after a 1-7 midseason record and finished the season at 5-11. Tight end Ozzie Newsome caught 89 passes for the second straight year.

1985

The Browns captured their third AFC Central Division title, but lost to the Miami Dolphins in the playoffs, 24-21, at Miami. Rookie Kevin Mack (1,104) and Earnest Byner (1,002) each gained 1,000 yards rushing. It marked the third time in the 66-year history of the NFL that teammates both rushed for over 1,000 yards in the same season.

1986

The Browns posted a team-record 12 wins en route to their second consecutive AFC Central Division crown. In a double-overtime playoff thriller before a packed Cleveland Municipal Stadium crowd, the Browns beat the New York Jets, 23-20, to advance to the AFC Championship game. The Browns lost to the Denver Broncos, also in overtime, 23-20.

1987

The Browns captured their third straight AFC Central Division crown, as they finished the season 10-5. The third week of the NFL season was cancelled due to a 24-day players' strike, during which three "replacement" games were played (the Browns posted a 2-1

record). The Browns defeated the Indianapolis Colts, 38-21, at Cleveland Municipal Stadium in the AFC playoffs, then dropped their second straight AFC Championship to the Denver Broncos despite a spectacular come-from-behind bid that saw the Browns score 30 second-half points, only to fall, 38-33, at Mile High Stadium. Bernie Kosar won the AFC passing title with a 95.4 QB rating, and an NFL-high eight Browns made the Pro Bowl.

1988

Cleveland finished 10-6 and earned a Wild Card berth by defeating the Houston Oilers, 28-23, in the season finale by overcoming a 16-point third-quarter deficit. Houston defeated the Browns, 24-23, in the Wild Card Game played on Christmas Eve. Four Cleveland quarterbacks suffered injuries during the course of the season. Marty Schottenheimer resigned on Dec. 27.

1989

Bud Carson was announced as the Browns' seventh full-time head coach on Jan. 27. The Browns won their fourth division title in five years with a 9-6-1 record, and advanced to the playoffs for an AFC-high fifth-straight season. The Browns advanced to their third title game in four years by defeating the Buffalo Bills, 34-30, but lost to the Denver Broncos, 37-21, at Mile High Stadium in the AFC Championship Game.

1990

The Browns suffered through a 3-13 season. Jim Shofner replaced Bud Carson as interim head coach on Nov. 5.

1991-93

Bill Belichick was named the eighth full-time head coach on Feb. 5, 1991. The Browns moved into a new training and administrative complex located in Berea, Ohio, in August 1991 and began holding training camp there in July 1992. The Browns finished 6-10, 7-9 and 7-9, respectively. Unrestricted free agency began in 1993. The Browns signed five players in the first year of this system, including quarterback Vinny Testaverde of Tampa Bay.

1994

The Browns earned a playoff berth for the first time in the '90s, finishing 11-5 and defeating the New England Patriots, 20-13, in the Wild Card Game at soldout Cleveland Municipal Stadium. The Browns faced the Pittsburgh Steelers for the first time ever in the playoffs, and lost, 29-9, at Three Rivers Stadium. The Cleveland defense set a team record by allowing just 204 points, and six players went to the Pro Bowl.

1995

The Browns concluded the season with a 5-11 record. On November 6, owner Art Modell announced he was relocating the team to Baltimore, Md. The final game played at Cleveland Municipal Stadium was on Dec. 17 against the Cincinnati Bengals. The Browns defeated the Bengals, 26-10. The victory marked an all-time NFL record of 202-117-5 (.631) while playing at Cleveland Municipal Stadium.



1996

The City of Cleveland and the NFL secured an unprecedented deal to return the Cleveland Browns to the playing field in 1999. The deal stipulated that the name, colors and heritage of the Browns would remain in Cleveland.

1998

The NFL awarded the Cleveland Browns to Alfred Lerner on Sept. 8. The NFL formally transferred ownership of the Cleveland Browns to Lerner and Carmen A. Policy on Oct. 23. Dwight Clark was named vice president, director of football operations on Nov. 30.

1999

Chris Palmer was named the ninth full-time head coach in Cleveland Browns history Jan. 21. The Browns were awarded the rights to the first pick in the 1999 NFL Draft and used the pick to select Kentucky quarterback Tim Couch. The first game at new Cleveland Browns Stadium was played on Aug. 21 against the Minnesota Vikings, with the Vikings prevailing, 24-17 in a preseason contest. In the first regular season game in the Browns' 1999 commemorative season and the first regular season game at Cleveland Browns Stadium, the Browns lost to the Pittsburgh Steelers, 43-0. The Browns recorded their first victory of the '99 season on Oct. 31 with a last-second Hal Mary pass from Couch to Kevin Johnson.

2000

The Browns notched their first regular season victory at Cleveland Browns Stadium on Sept. 17 with a 23-20 win over the Pittsburgh Steelers.

2001

The Browns fired Head Coach Chris Palmer on Jan. 11. The Browns hired Butch Davis as the franchise's 10th full-time head coach on Jan. 30.

2002

Dwight Clark resigned his post as the team's executive

vice president, director of football operations on May 13. Owner Alfred Lerner passed away on Oct. 23. The Browns finished the season by winning seven of their last 10 contests to earn the club's first postseason berth since 1994 with a 9-7 record. The Browns were defeated in the AFC Wild Card Game at Pittsburgh, 36-33.

2003

The Browns finished with a 5-11 record as the season was highlighted by a 33-13 win at Pittsburgh on Oct. 5 in front of a nationally televised audience on ESPN Sunday Night Football.

2004

John Collins assumed the role of President & CEO on May 1. Rookie TE Kellen Winslow was lost for the season with an ankle injury after week two and the Browns went on to finish with a 4-12 record. Head coach Butch Davis resigned after a 3-8 start and interim head coach Terry Robiskie coached the team over the final five weeks, including a 22-14 season-ending victory at Houston.

2005

Phil Savage was named Senior Vice President & General Manager on Jan. 7 and Romeo Crennel was named head coach on Feb. 8. Savage and Crennel led the Browns to a 6-10 record.

2006

President and CEO, John Collins, announced his resignation on Jan. 3.

2007

The Browns finished the season 10-6, including a franchise record seven consecutive home wins, and missed an opportunity to play in the postseason. Six Browns players were selected to represent the AFC in the Pro Bowl, including QB Derek Anderson, KR Joshua Cribbs, WR Braylon Edwards, LS Ryan Pontbriand, LT Joe Thomas and TE Kellen Winslow.




CLEVELAND BROWNS IN THE HALL OF FAME

The rich tradition of the Cleveland Browns boasts 16 members in the Pro Football Hall of Fame, which is the sixth-highest total in the NFL. Only the Chicago Bears, Green Bay Packers, New York Giants, Pittsburgh Steelers and Washington Redskins claim more Hall of Famers.

TEAM	HALL OF FAME ENSHRINEES
1. Chicago Bears	26
2. Green Bay Packers	21
3. Pittsburgh Steelers	17
New York Giants	17
Washington Redskins	17
6. Cleveland Browns	16



CLEVELAND BROWNS IN THE HALL OF FAME




JIM BROWN

Running Back
6-2, 232
Cleveland Browns (1957-65)
Syracuse
Enshrined in 1971




PAUL BROWN

Head Coach
Cleveland Browns (AAFC, 1946-49; NFL, 1950-62)
Miami (Ohio)
Enshrined in 1967



JOE DELAMIELLEURE

Offensive Guard
Buffalo Bills (1973-79, 1985);
Cleveland Browns (1980-84)
Michigan State
Enshrined in 2003




LEN FORD

Defensive End
6-4, 245
Los Angeles Dons (AAFC, 1948-49);
Cleveland Browns (1950-57);
Green Bay Packers (1958)
Michigan
Enshrined in 1976

HISTORY
Hall of Fame



CLEVELAND BROWNS IN THE HALL OF FAME




FRANK GATSKI

Center
6-3, 233

Cleveland Browns (AAFC, 1946-49;
NFL, 1950-56); Detroit Lions (1957)
Marshall

Enshrined in 1985




OTTO GRAHAM

Quarterback
6-1, 196

Cleveland Browns (AAFC, 1946-49; NFL, 1950-55)
Northwestern

Enshrined in 1965




LOU GROZA

Offensive Tackle/Kicker
6-3, 240

Cleveland Browns (AAFC, 1946-49;
NFL, 1950-59, 1961-67)
Ohio State

Enshrined in 1974



GENE HICKERSON


Offensive Guard
6-3, 248

Cleveland Browns (1958-60, 1962-73);
Mississippi

Enshrined in 2007




CLEVELAND BROWNS IN THE HALL OF FAME




LEROY KELLY

Running Back
6-0, 202
Cleveland Browns (1964-73)
Morgan State
Enshrined in 1994




DANTE LAVELLI

End
6-0, 191
Cleveland Browns (AAFC, 1946-49; NFL, 1950-56)
Ohio State
Enshrined in 1975



MIKE McCORMACK

Tackle
6-4, 246
New York Yanks (1951);
Cleveland Browns (1954-62)
Kansas
Enshrined in 1984




BOBBY MITCHELL

Wide Receiver/Halfback
6-0, 192
Cleveland Browns (1958-61);
Washington Redskins (1962-68)
Illinois
Enshrined in 1983

HISTORY
Hall of Fame



CLEVELAND BROWNS IN THE HALL OF FAME



MARION MOTLEY

Fullback
6-1, 232

Cleveland Browns (AAFC, 1946-49;
NFL, 1950-53); Pittsburgh Steelers (1955)
South Carolina State, Nevada

Enshrined in 1968




OZZIE NEWSOME

Tight End
6-2, 232

Cleveland Browns (1978-90)
Alabama

Enshrined in 1999




PAUL WARFIELD

Wide Receiver
6-0, 188

Cleveland Browns (1964-69, 1976-77);
Miami Dolphins (1970-74)
Ohio State

Enshrined in 1983



BILL WILLIS

Middle Guard
6-2, 213

Cleveland Browns (AAFC, 1946-49; NFL 1950-53)
Ohio State

Enshrined in 1977



ALL-LEAGUE SELECTIONS

1950 — Marion Motley (UP, AP), Mac Speedie (UP), Bill Willis (UP). **1951** — Tony Adamle (UP), Frank Gatski (UP, AP), Otto Graham (UP, AP), Lou Groza (UP), Dub Jones (UP, AP), Dante Lavelli (UP). **1952** — Len Ford (UP, AP), Frank Gatski (AP), Otto Graham (UP), Lou Groza (UP, AP), Mac Speedie (UP), Bill Willis (UP, AP). **1953** — Len Ford (UP, AP), Frank Gatski (UP, AP), Ken Gorgall (UP), Otto Graham (UP, AP), Lou Groza (UP, AP), Dante Lavelli (UP), Tommy Thompson (UP), Bill Willis (AP). **1954** — Len Ford (UP, AP), Otto Graham (UP, AP), Lou Groza (UP, AP). **1955** — Don Colo (UP), Len Ford (UP), Frank Gatski (UP, AP), Abe Gibron (UP), Otto Graham (UP, AP), Lou Groza (UP, AP), Don Paul (UP). **1956** — None. **1957** — Jim Brown (UP, AP), Lou Groza (UP). **1958** — Jim Brown (UPI, AP). **1959** — Jim Brown (UPI, AP), Jim Ray Smith (UPI, AP).

1960 — Jim Brown (UPI, AP), Jim Ray Smith (UPI, AP). **1961** — Jim Brown (UPI, AP, NEA), Jim Ray Smith (UPI, AP, NEA). **1962** — Jim Ray Smith (NEA). **1963** — Jim Brown (UPI, AP, NEA), Dick Schafrath (AP). **1964** — Jim Brown (UPI, AP, NEA), Jim Houston (NEA), Dick Schafrath (AP, UPI), Paul Warfield (NEA). **1965** — Jim Brown (UPI, AP, NEA), Gary Collins (UPI), Jim Houston (UPI), Dick Schafrath (UPI, AP). **1966** — Gene Hickerson (NEA), Leroy Kelly (UPI, AP, NEA). **1967** — Gene Hickerson (AP, NEA, UPI), Leroy Kelly (AP, NEA, UPI). **1968** — Gene Hickerson (AP, NEA, UPI), Leroy Kelly (AP, NEA, UPI), Paul Warfield (NEA, UPI). **1969** — Gary Collins (AP, UPI), Gene Hickerson (AP, UPI), Leroy Kelly (NEA), Paul Warfield (NEA).

1970 — Gene Hickerson (UPI, PFWA). **1971** — Leroy Kelly (NEA). **1972** — Don Cockroft (NEA). **1973** — Clarence Scott (UPI). **1974** — None. **1975** — None. **1976** — Jerry Sherk (AP, NEA, PFWA). **1977** — None. **1978** — Thom Darden (NEA, PFWA). **1979** — Ozzie Newsome (PFWA).

1980 — Lyle Alzado (AP, UPI), Joe DeLamielleure (NEA, PFWA, UPI), Brian Sipe (AP, PFWA, NEA, UPI). **1981** — None. **1982** — None. **1983** — Chip Banks (AP, PFWA). **1984** — Clay Matthews (NEA), Ozzie Newsome (AP, NEA, PFWA). **1985** — None. **1986** — Chip Banks (UPI, AP), Hanford Dixon (AP, PFWA, NEA, UPI), Dan Fike (NEA), Bob Golic (AP, NEA), Frank Minnifield (UPI). **1987** — Hanford Dixon (AP, NEA, PFWA, UPI), Frank Minnifield (AP, NEA, PFWA, UPI), Bernie Kosar (UPI), Earnest Byner (UPI), Dan Fike (UPI), Carl Hairston (UPI), Cody Risien (UPI). **1988** — Hanford Dixon (AP), Frank Minnifield (AP, NEA, PFWA, UPI), Clay Matthews (UPI). **1989** — Mike Johnson (UPI), Frank Minnifield (AP, UPI), Clay Matthews (UPI), Michael Dean Perry (AP, UPI, PFWA), Webster Slaughter (AP, UPI).

1990 — Michael Dean Perry (AP, UPI, PFWA, NEA). **1991** — Michael Dean Perry (AP, USA, NEA). **1992** — None. **1993** — Eric Metcalf (AP, PFWA, UPI). **1994** — Rob Burnett (UPI) Pepper Johnson (UPI, USA), Tony Jones (AP), Michael Dean Perry (AP, UPI), Matt Stover (UPI), Eric Turner (AP, PFWA, UPI). **1995** — None. **1999** — None.

2000 — None. **2001** — Jamir Miller (AP, *College and Pro Football Weekly*, *Football Digest*, *Pro Football Weekly*, *Sports Illustrated*, *The Sporting News*). **2002** — None. **2003** — None. **2004** — None. **2005** — None. **2006** — None. **2007** — Joshua Cribbs (PFWA, *Sporting News*), Braylon Edwards (*Sporting News*), Joe Thomas (PFWA All-Rookie).

PRO BOWL SELECTIONS

1951 — Tony Adamle, Otto Graham, Lou Groza, Weldon Humble, Marion Motley, Mac Speedie, Bill Willis. **1952** — Tony Adamle, Ken Carpenter, Len Ford, Lou Groza, Otto Graham, Dub Jones, Dante Lavelli, Bill Willis. **1953** — Len Ford, Abe Gibron, Horace Gillom, Otto Graham, Lou Groza, Bill Willis. **1954** — Len Ford, Abe Gibron, Otto Graham, Lou Groza, Harry Jagade, Tommy James, Dante Lavelli, Ray Renfro. **1955** — Don Colo, Len Ford, Frank Gatski, Abe Gibron, Otto Graham, Lou Groza, Ken Konz, Dante Lavelli. **1956** — Darrel Brewster, Don Colo, Abe Gibron, Lou Groza, Ken Konz, Fred Morrison. **1957** — Darrel Brewster, Mike McCormack, Walt Michaels, Don Paul. **1958** — Jim Brown, Bob Gain, Lou Groza, Mike McCormack, Walt Michaels, Don Paul, Ray Renfro. **1959** — Jim Brown, Don Colo, Bob Gain, Lou Groza, Walt Michaels, Don Paul, Jim Ray Smith.

1960 — Jim Brown, Bob Gain, Lou Groza, Art Hunter, Walt Michaels, Jim Ray Smith. **1961** — Jim Brown, Mike McCormack, Bobby Mitchell, Bernie Parrish, Milt Plum, Ray Renfro, Jim Ray Smith. **1962** — Jim Brown, Bob Gain, Mike McCormack, John Morrow, Milt Plum, Jim Ray Smith. **1963** — Jim Brown, Galen Fiss, Bob Gain, Bill Glass, Mike McCormack, Jim Ray Smith. **1964** — Jim Brown, Galen Fiss, Bill Glass, John Morrow, Bernie Parrish, Dick Schafrath. **1965** — Jim Brown, Bill Glass, Jim Houston, Dick Modzelewski, Frank Ryan, Dick Schafrath, Paul Warfield. **1966** — Jim Brown, Gary Collins, Gene Hickerson, Jim Houston, Frank Ryan, Dick Schafrath, Paul Wiggin, John Wooten. **1967** — Johnny Brewer, Gary Collins, Ernie Green, Gene Hickerson, Leroy Kelly, Frank Ryan, Dick Schafrath, John Wooten. **1968** — Bill Glass, Ernie Green, Gene Hickerson, Walter Johnson, Leroy Kelly, Milt Morin, Dick Schafrath, Paul Wiggin. **1969** — Erich Barnes, Gene Hickerson, Walter Johnson, Ernie Kellermann, Leroy Kelly, Milt Morin, Dick Schafrath, Paul Warfield.

1970 — Jack Gregory, Gene Hickerson, Fred Hoaglin, Jim Houston, Walter Johnson, Leroy Kelly, Bill Nelsen, Paul Warfield. **1971** — Gene Hickerson, Jim Houston, Leroy Kelly. **1972** — Leroy Kelly, Milt Morin. **1973** — None. **1974** — Greg Pruitt, Clarence Scott, Jerry Sherk. **1975** — Greg Pruitt, Jerry Sherk. **1976** — Jerry Sherk. **1977** — Greg Pruitt, Jerry Sherk. **1978** — Greg Pruitt. **1979** — Thom Darden.

1980 — Tom DeLeone, Mike Pruitt. **1981** — Joe DeLamielleure, Tom DeLeone, Doug Dieken, Mike Pruitt, Brian Sipe. **1982** — Ozzie Newsome. **1983** — Chip Banks. **1984** — Chip Banks. **1985** — Ozzie Newsome. **1986** — Chip Banks, Bob Golic, Kevin Mack, Clay Matthews, Ozzie Newsome. **1987** — Chip Banks, Hanford Dixon, Bob Golic, Frank Minnifield, Cody Risien. **1988** — Hanford Dixon, Bob Golic, Bernie Kosar, Kevin Mack, Clay Matthews, Gerald McNeil, Frank Minnifield, Cody Risien. **1989** — Hanford Dixon, Clay Matthews, Frank Minnifield.

1990 — Mike Johnson, Clay Matthews, Frank Minnifield, Michael Dean Perry, Webster Slaughter. **1991** — Mike Johnson, Michael Dean Perry. **1992** — Michael Dean Perry. **1993** — None. **1994** — Eric Metcalf, Michael Dean Perry. **1995** — Rob Burnett, Leroy Hoard, Pepper Johnson, Eric Metcalf, Michael Dean Perry, Eric Turner. **1996** — None.

2000 — None. **2001** — None. **2002** — Jamir Miller. **2003** — None. **2004** — None. **2005** — None. **2006** — None. **2007** — None. **2008** — Derek Anderson, Joshua Cribbs, Braylon Edwards, Ryan Pontbriand, Joe Thomas, Kellen Winslow.

(Year indicates the year in which Pro Bowl Game was played.)



CLEVELAND BROWNS 2008 MEDIA GUIDE

Cleveland Browns Award Winners (since 1999)

1999

QB Tim Couch – NFL Rookie of the Month (October)

2000

DE Keith McKenzie – AFC Defensive Player of the Week (9/10/00)

DE Courtney Brown – AFC Defensive Player of the Week (9/17/00)

2001

K Phil Dawson – AFC Special Teams Player of the Week (9/30/01)

DB Anthony Henry – AFC Defensive Player of the Week (11/18/01)

2002

QB Tim Couch – AFC Offensive Player of the Week (9/22/02)

WR Andre' Davis – AFC Special Teams Player of the Week (10/20/02)

WR Andre' Davis – Pepsi NFL Rookie of the Week (10/27/02)

RB William Green – Pepsi NFL Rookie of the Week (11/24/02)

RB William Green – Pepsi NFL Rookie of the Week (12/8/02)

RB William Green – Pepsi NFL Rookie of the Week (12/29/02)

LB Earl Holmes – AFC Defensive Player of the Week (12/29/02)

2003

DE Courtney Brown – AFC Defensive Player of the Week (10/5/03)

2004

DE Kenard Lang – AFC Defensive Player of the Week (9/12/04)

2005

QB Trent Dilfer – AFC Offensive Player of the Week (9/21/05)

P Kyle Richardson – AFC Special Teams Player of the Week (11/9/05)

LB Andra Davis – AFC Defensive Player of the Week (11/23/05)

RB Reuben Droughns – FedEx Ground NFL Player of the Week (11/25/05)

QB Charlie Frye – Diet Pepsi NFL Rookie of the Week (12/8/05)

K Phil Dawson – AFC Special Teams Player of the Week (12/21/05)

QB Charlie Frye – Diet Pepsi NFL Rookie of the Week (12/21/05)

QB Charlie Frye – Diet Pepsi NFL Rookie of the Week (1/4/06)

2006

KR Joshua Cribbs – AFC Special Teams Player of the Week (10/4/06)

S Sean Jones – AFC Defensive Player of the Week (11/1/06)

2007

QB Derek Anderson – AFC Offensive Player of the Week (9/19/07)

RB Jamal Lewis – FedEx Ground Player of the Week (9/20/07)

QB Derek Anderson – FedEx Air Player of the Week (9/20/07)

KR Joshua Cribbs – AFC Special Teams Player of the Month - September (10/3/07)

Head Coach Romeo Crennel – Motorola NFL Coach of the Week (10/5/07)

Head Coach Romeo Crennel – Motorola NFL Coach of the Week (11/9/07)

KR Joshua Cribbs – AFC Special Teams Player of the Month – November (12/6/07)

LT Joe Thomas – NFL Offensive Rookie of the Month (12/6/07)

ED BLOCK COURAGE AWARD

An annual recognition to the athlete who exemplifies the qualities of courage, compassion, commitment and community service, named after Ed Block, the former head athletic trainer of the Baltimore Colts.

1999 DE Derrick Alexander

2000 LB Jamir Miller

2001 OG Jeremy McKinney

2002 TE Mark Campbell

2003 DL Courtney Brown

2004 RB Lee Suggs

2005 LB Kenard Lang

2006 K Phil Dawson

2007 DB Gary Baxter

WALTER PAYTON MAN-OF-THE-YEAR AWARD

Named in 2002 after Walter Payton, this honor recognizes a player's off-the-field community service as well as his playing excellence.

1999 OG Jim Pyne

2000 LB Jamir Miller

2001 LB Wali Rainer

2002 RB Jamel White

2003 QB Kelly Holcomb

2004 DE Kenard Lang

2005 QB Trent Dilfer

2006 QB Charlie Frye

2007 WR Braylon Edwards

MAURICE BASSETT AWARD

Named in 1985 in honor of RB Maurice Bassett, who played for the Browns from 1954-56, and given to the Browns' most outstanding rookie in training camp as voted by the media.

1985 DT David Morrill

1986 DE Ralph Malone

1987 FB Tim Manoa

1988 DB Brian Washington

1989 DE Andrew Stewart

1990 DE Rob Burnett

1991 WR Michael Jackson

1992 RB Tommy Vardell

1993 C Steve Everitt

1994 DB Antonio Langham

1995 QB Eric Zeier

2001 DB Anthony Henry

2002 LB Kevin Bentley

2003 WR C.J. Jones

2004 QB Luke McCown

2005 QB Charlie Frye

2006 RB Jerome Harrison

2007 DB Eric Wright

PRO FOOTBALL WRITERS ASSOCIATION DINO LUCARELLI "GOOD GUY AWARD"

Given annually to the player to reward him for his cooperation with the media and for the way a player carries himself in the community and with his teammates.

2001 QB Tim Couch

2002 DB Corey Fuller

2003 OL Shaun O'Hara

2004 DB Daylon McCutcheon

2005 C Jeff Faine

2006 DB Brian Russell

2007 K Phil Dawson

PRO FOOTBALL WRITERS ASSOCIATION MVP

2001 LB Jamir Miller

2002 RB William Green

2003 LB Andra Davis

2004 SS Robert Griffith

2005 RB Reuben Droughns

2006 LB Kamerion Wimbley

2007 QB Derek Anderson



A

Abdullah, Rahim (LB) Clemson.....	1999-00
Abdul-Jabbar, Karim (RB) UCLA.....	1999
Abrams, Bobby (LB) Michigan.....	1992
Adamle, Tony (LB) Ohio State.....	1947-51, 1954
Adams, Keith (T) Ohio University.....	1946-48
Adams, Chet (LB) Clemson.....	2007
Adams, Mike (DB) Delaware.....	2007
Adams, Pete (G) Southern California.....	1974, 1976
Adams, Stefan (DB) Auburn.....	1990
Adams, Vashone (DB) Eastern Michigan.....	1995
Adams, Willis (WR) Houston.....	1979-85
Aeilts, Rick (TE) Southeast Missouri State.....	##1989
Agase, Alex (G) Illinois.....	1948-51
Akins, Al (RB) Washington State.....	1946
Akins, Chris (DB) Arkansas Pine-Bluff.....	2001-02
Aldridge, Allen (DE) Prairie View.....	1974
Alexander, Derrick (WR) Michigan.....	1994-95
Alexander, Derrick (DL) Florida State.....	1999
Ali, Charles (FB) Arkansas Pine-Bluff.....	2007
Allamon, Kyle (TE) Texas Tech.....	##2000
Allen, Ermal (QB) Kentucky.....	1947
Allen, Greg (RB) Florida State.....	1985
Alston, Richard (WR) East Carolina.....	2004
Alzado, Lyle (DE) Yankton.....	1979-81
Ambrose, Dick (LB) Virginia.....	1975-83
Amstutz, Joe (C) Indiana.....	1957
Anderson, Derek (QB) Oregon State.....	##2005, 2006-07
Anderson, Herbie (DB) Texas A&I.....	##1992
Anderson, Preston (DB) Rice.....	1974
Anderson, Stuart (LB) Virginia.....	1984
Andrew, Troy (OL) Duke.....	##2003
Andrews, Billy (LB) Southeastern Louisiana.....	1967-74
Andruzzi, Joe (OL) South Connecticut State.....	2005-06
Angulo, Richard (TE) Western New Mexico.....	##2007
Arvie, Herman (OL) Grambling.....	1993-95
Askin, John (G) Notre Dame.....	*1987
Athas, Pete (DB) Tennessee.....	1975
Atkins, Doug (DE) Tennessee.....	1953-54

B

Baab, Mike (C) Texas.....	1982-87, 1990-91
Babich, Bob (LB) Miami (Ohio).....	1973-78
Bahr, Matt (K) Penn State.....	1981-89
Baker, Al (DE) Colorado State.....	1987, 1989-90
Baker, Sam (P-K) Oregon State.....	1960-61
Baker, Tony (RB) East Carolina.....	1986, 1988
Baldwin, Keith (DE) Texas A&M.....	1982-85
Baldwin, Randy (RB) Mississippi.....	##1991-94
Ball, Jerry (DT) Southern Methodist.....	1993, 1999
Bandison, Romeo (DL) Oregon.....	##1994-95
Banker, Ted (G) Southeast Mississippi State.....	1989
Banks, Carl (LB) Michigan State.....	1994-95
Banks, Chip (LB) Southern California.....	1982-86
Banks, Fred (WR) Liberty.....	1985
Banks, Robert (DE) Notre Dame.....	1989-90
Barclay, Chris (RB) Wake Forest.....	##2006, ##2007
Barisich, Carl (DT) Princeton.....	1973-75
Barker, Roy (DE) North Carolina.....	1999
Barnes, Erich (DB) Purdue.....	1965-71
Barnes, Rashidi (DB) Colorado.....	2000
Barnett, Harlon (S) Michigan State.....	1990-92
Barnett, Vincent (S) Arkansas State.....	*1987
Barney, Eppie (WR) Iowa State.....	1967-68
Bassett, Maurice (RB) Langston.....	1954-56
Bates, Michael (WR/KR) Arizona.....	1995
Battle, Jim (DE) Southern University.....	1966
Baugh, Tom (C) Southern Illinois.....	1989
Bavaro, Mark (TE) Notre Dame.....	1992
Baxter, Gary (DB) Baylor.....	2005-06, ##2007
Beach, Walter (DB) Central Michigan.....	1963-66
Beamon, Autry (DB) East Texas State.....	1980-81

Beasley, Chad (OT) Virginia Tech.....	2002-2003
Beauford, Clayton (WR) Auburn.....	*1987
Bedell, Brad (OL) Colorado.....	2000-01
Bedosky, Mike (OL) Missouri.....	##1994
Belk, Rocky (WR) Miami.....	1983
Bell, Geno (DL) Arkansas.....	##1999
Bell, Shonn (TE) Virginia-Wise.....	##2001
Bell, Terry (WR) Indiana State.....	*1987
Bentley, Kevin (LB) Northwestern.....	2002-2004
Benz, Larry (DB) Northwestern.....	1963-65
Bernstein, Alex (OL) Amherst.....	##1999
Berry, Latin (DB) Oregon.....	1991-92
Best, Greg (S) Kansas State.....	1984
Bettridge, Ed (LB) Bowling Green.....	1964
Beutler, Tom (LB) Toledo.....	1970
Biederman, Leo (T) California.....	1978
Bingham, Tramaine (DE) Ouachita Baptist.....	##2002
Bishop, Harold (TE) Louisiana State.....	1995
Black, James (RB) Akron.....	1984
Blanchard, Billy (RB) Murray State.....	##2003
Blandin, Ernie (T) Tulane.....	1946-47
Blaylock, Anthony (DB) Winston-Salem.....	1988-91
Bloch, Ray (T) Ohio University.....	##1981
Bobo, Orlando (G) Northeast Louisiana.....	1999
Bockwoldt, Colby (LB) Brigham Young.....	2007
Bodden, Leigh (DB) Duquesne.....	2003-07
Boedeker, Bill (RB) No College.....	1947-49
Bolden, Leroy (RB) Michigan State.....	1958-59
Bolden, Rickey (T) Southern Methodist.....	1984-89
Bolton, Ron (DB) Norfolk State.....	1976-82
Bolzan, Scott (T) Northern Illinois.....	##1985
Booth, Issac (DB) California.....	1994-95
Booty, Josh (QB) Louisiana State.....	##2001-03
Borton, John (QB) Ohio State.....	1957
Borum, Jarvis (OL) North Carolina State.....	##2002
Bosley, Keith (OT) Eastern Kentucky.....	*1987
Bostic, Keith (DB) Michigan.....	1990
Bowers, R.J. (FB) Grove City (Pa.).....	2002-03
Boyer, Brant (LB) Arizona.....	2001-03
Bradley, Harold (G) Iowa.....	1954-56
Bradley, Henry (DT) Alcorn State.....	1979-82
Brady, Donny (DB) Wisconsin.....	1995
Braggs, Stephen (DB) Texas.....	1987-91
Brandon, David (LB) Memphis State.....	1991-93
Bannon, Robert (DE) Arkansas.....	*1987
Braziel, Larry (CB) Southern California.....	1982-85
Brennan, Brian (WR) Boston College.....	1984-91
Brewer, Johnny (TE-LB) Mississippi.....	1961-67
Brewster, Darrel (WR) Purdue.....	1952-58
Briggs, Bob (DE) Heidelberg.....	1971-73
Briggs, Greg (S) Texas Southern.....	##1993
Briggs, Kris (FB) Southern Methodist.....	##2004
Brinkman, Charles (WR) Louisville.....	1972
Brockman, Lonnie (LB) West Virginia.....	##1991
Brohm, Jeff (QB) Louisville.....	##2000
Brooks, Clifford (DB) Tennessee State.....	1972-74
Brooks, James (RB) Auburn.....	1992
Brown, Bobby (WR) Notre Dame.....	2000, ##2001
Brown, Courtney (DE) Penn State.....	2000-04
Brown, Dante (RB) Memphis.....	##2004
Brown, Dean (DB) Fort Valley State.....	1969
Brown, Dee (RB) Syracuse.....	2004
Brown, Eddie (DB) Tennessee.....	1974-75
Brown, James (DL) Virginia State.....	2000
Brown, Jerome (DL) Mississippi State.....	##1993
Brown, Jim (RB) Syracuse.....	1957-65
Brown, John (T) Syracuse.....	1962-66
Brown, John III (WR) Houston.....	##1992
Brown, Ken (RB) No College.....	1970-75
Brown, Lomas (T) Florida.....	1999
Brown, Marvin (FB) Alabama.....	##2002
Brown, Orlando (T) South Carolina State.....	1994-95, 1999



CLEVELAND BROWNS 2008 MEDIA GUIDE

Brown, Preston (KR) Vanderbilt.....	1984
Brown, Ralph (DB) Nebraska.....	2006
Brown, Richard (LB) San Diego State.....	1991-92
Brown, Stan (WR) Purdue.....	1971
Brown, Terry (DB) Oklahoma State.....	1976
Brown, Thomas (DE) Baylor.....	1981, 1983
Bryant, Antonio (WR) Pittsburgh.....	2004-05
Buben, Mark (DT) Tufts.....	1982
Buchanan, Charles (DE) Tennessee State.....	1988
Buczowski, Bob (DL) Pittsburgh.....	1990
Buddenberg, John (OL) Akron.....	##1989
Buehler, George (G) Stanford.....	1978-79
Bumgardner, Rex (RB) West Virginia.....	1950-52
Bundra, Mike (DT) Southern California.....	1964
Bundren, Jim (C) Clemson.....	1999-00
Burnett, Chester (LB) Arizona.....	2000
Burnett, Rob (DE) Syracuse.....	1990-95
Burrell, Clinton (DB) Louisiana State.....	1979-84
Burton, Leonard (OL) South Carolina.....	##1991
Bush, Devin (DB) Florida State.....	2001-02
Butler, Dave (LB) Notre Dame.....	*1987
Butler, Kelly (OT) Purdue.....	2006, #2007
Butler, Ray (WR) Southern California.....	##1989
Byner, Earnest (RB) East Carolina.....	1984-88, 1994-95

C

Caldwell, Mike (LB) Middle Tennessee State.....	1993-95
Caleb, Jamie (RB) Grambling.....	1960, 1965
Camp, Reggie (DE) California.....	1983-87
Campbell, Lang (QB) William & Mary.....	##2006
Campbell, Mark (TE) Michigan.....	1999-02
Campbell, Milt (RB) Indiana.....	1957
Capers, James (LB) Central Michigan.....	*1987
Carollo, Joe (T) Notre Dame.....	1972-73
Carpenter, Chad (WR) Washington State.....	##1999
Carpenter, Ken (RB) Oregon State.....	1950-53
Carpenter, Lew (RB) Arkansas.....	1957-58
Carpenter, Preston (RB) Arkansas.....	1956-59
Carraway, Stanley (WR) West Texas State.....	*1987
Carreker, Vince (DB) Cincinnati.....	*1987
Carrier, Mark (WR) Nicholls State.....	1993-94
Carter, Alex (DE) Tennessee State.....	*1987
Carter, Dyshod (DB) Kansas State.....	2001, 2004
Carter, Tim (WR) Auburn.....	2007
Carver, Dale (LB) Georgia.....	1983
Cassady, Howard (RB) Ohio State.....	1962
Catlin, Tom (LB) Oklahoma.....	1953-54, 1957-58
Caylor, Lowell (DB) Miami (Ohio).....	1964
Chambers, Kirk (OL) Stanford.....	2004-05
Chanoine, Roger (OL) Temple.....	1999-02
Chapman, Kory (RB) Jacksonville State.....	##2007
Chapman, Lamar (DB) Kansas State.....	2000-01
Charlton, Clifford (LB) Florida.....	1988-89
Cherokee, George (G) Ohio State.....	1946
Chiaverini, Darrin (WR) Colorado.....	1999-00
Childress, Freddie (T) Arkansas.....	1992
Christensen, Jeff (QB) Eastern Illinois.....	*1987
Cieslak, Brad (TE) Northern Illinois.....	##2007
Clancy, Sam (DE) Pittsburgh.....	1985-88
Clark, Monte (T) Southern California.....	1963-69
Clarke, Frank (WR) Colorado.....	1957-59
Clarke, Leon (WR) Southern California.....	1960-62
Claxton, Ben (OL) Mississippi.....	##2003
Clayborn, Raymond (CB) Texas.....	1990-91
Clybrooks, DeVone (DL) East Carolina.....	2001
Clybrooks, Felipe (DL) Georgia Tech.....	2001-03, ##2004
Clemons, Chris (LB) Georgia.....	##2004
Cline, Ollie (RB) Ohio State.....	1948
Coates, Sherrod (LB) Western Kentucky.....	2003-04
Cockroft, Don (K-P) Adams State.....	1968-80
Colclough, Ricardo (DB) Tusculum.....	##2007
Cole, Emerson (RB) Toledo.....	1950-52

Colella, Tom (P-DB) Canisius.....	1946-48
Coleman, Cosey (OL) Tennessee.....	2005-06
Coleman, Greg (P) Florida A&M.....	1977
Colinet, Stefan (DL) Boston College.....	1999-01
Collins, Gary (WR-P) Maryland.....	1962-71
Collins, Javier (OL) Northwestern.....	##2004
Collins, Larry (RB) Texas A&I.....	1978
Collins, Ryan (TE) St. Thomas.....	##1999
Collins, Shawn (WR) Northern Arizona.....	1992
Colman, Doug (LB) Nebraska.....	2000
Colo, Don (T) Brown.....	1953-58
Conjar, Larry (RB) Notre Dame.....	1967
Connolly, Ted (G) Tulsa.....	1963
Conover, Frank (DL) Syracuse.....	1991
Contz, Bill (T) Penn State.....	1983-86
Conway, Brett (K) Penn State.....	2003
Cook, Damion (OL) Bethune-Cookman.....	2004
Cooks, Johnie (LB) Mississippi State.....	1991
Cooper, Deke (DB) Notre Dame.....	##2001
Cooper, Scott (DE) Kearney State.....	*1987
Copeland, Jim (G) Virginia.....	1967-74
Coppage, Alton (DE) Oklahoma.....	1946
Cornell, Bo (RB) Washington.....	1971-72
Costello, Vince (LB) Ohio University.....	1957-66
Cotton, Fest (DT) Dayton.....	1972
Cotton, Marcus (LB) Southern California.....	1990
Couch, Tim (QB) Kentucky.....	1999-03
Cousineau, Tom (LB) Ohio State.....	1982-85
Cowan, Bob (RB) Indiana.....	1947-48
Cowher, Bill (LB) North Carolina State.....	1980-82
Cox, Arthur (TE) Texas South.....	1991
Cox, Steve (P-K) Arkansas.....	1981-84
Craig, Neal (DB) Fisk.....	1975-76
Craig, Reggie (WR) Arkansas.....	1977
Craven, Bill (DB) Harvard.....	1976
Crawford, Mike (RB) Arizona State.....	*1987
Crawford, Tim (LB) Texas Tech.....	*1987
Crespino, Bob (WR) Mississippi.....	1961-63
Crews, Ron (DE) Nevada-Las Vegas.....	1980
Cribbs, Joshua (WR) Kent State.....	2005-07
Crocker, Chris (DB) Marshall.....	2003-05
Crosby, Cleveland (DE) Arizona.....	##1980
Cureton, Will (QB) East Texas State.....	1975
Cvercko, Andy (G) Northwestern.....	1963

D

Dahl, Bob (OL) Notre Dame.....	1992-95
Daniell, Jim (C) Ohio State.....	1946
Danielson, Gary (QB) Purdue.....	1985, 1987-88
Darden, Thom (DB) Michigan.....	1972-74, 1976-81
Dark, Steve (TE) Middle Tennessee State.....	##1993
Darrow, Barry (T) Montana.....	1974-78
Davis, A.J. (DB) North Carolina State.....	##2007
Davis, Andra (LB) Florida.....	2002-07
Davis, Andrew (WR) Virginia Tech.....	2002-04
Davis, Ben (DB) Defiance.....	1967-68, 1970-73
Davis, Bruce (WR) Baylor.....	1984
Davis, Dick (RB) Nebraska.....	1969
Davis, Gary (RB) Cal Poly-SLO.....	##1981
Davis, Johnny (RB) Alabama.....	1982-86, *1987
Davis, Michael (CB) Cincinnati.....	1995
Davis, Oliver (DB) Tennessee State.....	1977-80
Davis, Willie (DE) Grambling.....	1958-59
Davis, Zola (WR) South Carolina.....	1999
Dawson, Doug (G) Texas.....	1994
Dawson, JaJuan (WR) Tulane.....	2000-01
Dawson, Len (QB) Purdue.....	1960-61
Dawson, Lewis (OL) The Citadel.....	##2004
Dawson, Phil (K) Texas.....	1999-2007
Dear, James (TE) Tarleton State.....	1999
DeLamiellere, Joe (G) Michigan State.....	1980-84
DeLeone, Tom (C) Ohio State.....	1974-84



DeLeone, Tony (P) Kent State.....	*1987
Dellerba, Spiro (RB) Ohio State.....	1947
DeMar, Enoch (OL) Indiana.....	2003-04
DeMarco, Bob (C) Dayton.....	1972-74
Demarie, John (G-T) Louisiana State.....	1967-75
Denman, Anthony (LB) Notre Dame.....	2001
Dennis, Al (G) Grambling.....	1976-77
Dennison, Doug (RB) Kutztown State.....	1979
Denton, Bob (DT) College of Pacific.....	1960
Deschaine, Dick (DE) No College.....	1958
Detmer, Ty (QB) Brigham Young.....	1999
Devries, Jed (OL) Utah State.....	##1994, 1995
Devrow, Billy (DB) Southern Mississippi.....	1967
Dewar, Jim (RB) Indiana.....	1947
Dickey, Curtis (RB) Texas A&M.....	1985-86
Dieken, Doug (T) Illinois.....	1971-84
Dilfer, Trent (QB) Fresno State.....	2005
Dimler, Rich (DT) Southern California.....	1979
Dinkins, Darnell (TE) Pittsburgh.....	2006-07
Dixon, Gerald (LB) South Carolina.....	1993-95
Dixon, Hanford (CB) Southern Mississippi.....	1981-89
Donaldson, Gene (G) Kentucky.....	1953
Dorsey, Ken (QB) Miami (Fla.).....	2006, #2007
Dorsey, Nat (OL) Georgia Tech.....	2005-07
Douglas, Derrick (RB) Louisiana Tech.....	1991
Dressel, Chris (TE) Stanford.....	#1988
Driver, Stacey (RB) Clemson.....	*1987
Droughns, Reuben (RB) Oregon.....	2005-06
Dudley, Brian (S) Bethune Cookman.....	*1987
Dudley, Rickey (TE) Ohio State.....	2001
Duff, Bill (DL) Tennessee.....	1999
Dumont, Jim (LB) Rutgers.....	1984
Dunbar, Jubilee (WR) Southern.....	1974
Duncan, Brian (RB) Southern Methodist.....	1976-77
Duncan, Ron (TE) Wittenberg.....	1967
Dunn, Damon (WR) Stanford.....	1999-00
Dunn, David (WR) Fresno State.....	1999
Dutton, Ryan (P), Minnesota State Mankato.....	#2004
Dyrs, Jeff (DL) Northwestern.....	##2000

E

Eason, Nick (DL) Clemson.....	2004-06
East, Ron (DE) Montana State.....	1975
Eaton, Chad (DL) Washington State.....	#1995
Echemandou, Adimchinobe (RB) California.....	2004
Echols, Donnie (TE) Oklahoma State.....	*1987
Edwards, Braylon (WR) Michigan.....	2005-07
Edwards, Earl (DT) Wichita State.....	1976-78
Edwards, Marc (FB) Notre Dame.....	1999-00
Eitzmann, Chris (TE) Harvard.....	##2001
Ekuban, Ebenezer (DE) North Carolina.....	2004
Elkins, Mike (QB) Wake Forest.....	#1991
Ellis, Ken (DB) Southern.....	1977
Ellis, Ray (S) Ohio State.....	1986-87
Ellsworth, Percy (DB) Virginia.....	2000-01
Emanuel, Ben (S) UCLA.....	#2006
Engel, Steve (RB) Colorado.....	1970
Ernster, Paul (P) Northern Arizona.....	2007
Estlinger, Greg (OL) Minnesota.....	#2007
Estes, Steve (OL) Colgate.....	##2000
Ethridge, Ray (WR) Pasadena City.....	#1995
Evans, Fred (RB) Notre Dame.....	1946
Evans, Johnny (QB-P) North Carolina State.....	1978-80
Everett, Major (RB) Mississippi College.....	1986, *1987
Everitt, Steve (C) Michigan.....	1993-95

F

Faine, Jeff (C) Notre Dame.....	2003-05
Fair, Carl (RB) Alabama-Birmingham.....	2001
Fairchild, Greg (G) Tulsa.....	1978
Farren, Paul (T) Boston University.....	1983-91
Feacher, Ricky (WR) Mississippi Valley.....	1976-84

Fekete, Gene (RB) Ohio State.....	1946
Ferguson, Charley (DE) Tennessee A&L.....	1961
Ferguson, Vargas (RB) Notre Dame.....	1983
Ferrell, Kerry (WR) Syracuse.....	#1993
Fichtner, Ross (DB) Purdue.....	1960-67
Figaro, Cedric (LB) Notre Dame.....	1991-92
Fike, Dan (G) Florida.....	1985-92
Fisk, Jason (DL) Stanford.....	2005
Fiss, Galen (LB) Kansas.....	1956-66
Fleming, Don (DB) Florida.....	1960-62
Flick, Tom (QB) Washington.....	1984
Flint, Judson (DB) Memphis State.....	1980-82
Florence, Anthony (DB) Bethune Cookman.....	1991
Floyd, Chris (FB) Michigan.....	2000
Foggie, Fred (DB) Minnesota.....	1992
Fontenot, Herman (RB) Louisiana State.....	1985-88
Fontenot, Therrian (DB) Fresno State.....	2006
Footman, Dan (DE) Florida State.....	1993-95
Forbes, Marlon (S) Penn State.....	1999
Ford, Henry (RB) Pittsburgh.....	1955
Ford, Len (DE) Michigan.....	1950-57
Forester, Herschel (G) Southern Methodist.....	1954-57
Fortune, Elliott (DL) Georgia Tech.....	#1995
Fowler, Melvin (C) Maryland.....	2002-04
Fraley, Hank (C) Robert Morris.....	2006-07
Francis, Jeff (QB) Tennessee.....	1990, #1992
Franco, Brian (K) Penn State.....	*1987
Franklin, Bobby (DB) Mississippi.....	1960-66
Franks, Elvis (DE) Morgan State.....	1980-84
Franz, Todd (DB) Tulsa.....	2000
Fraser, Simon (DL) Ohio State.....	2005-07
Frederick, Andy (T) New Mexico.....	1982
Frederick, Mike (DE) Virginia.....	1995
Freeman, Bob (QB) Auburn.....	1957-58
Friedman, Lennie (OL) Duke.....	2006-07
Frost, Derrick (P) Northern Iowa.....	2003-04
Frost, Scott (DB) Nebraska.....	2001
Frye, Charlie (QB) Akron.....	2005-07
Fuller, Corey (DB) Florida State.....	1999-02
Fullwood, Brent (RB) Auburn.....	1990
Fulton, Dan (WR) Nebraska-Omaha.....	1981-82
Furman, John (QB) Texas-El Paso.....	1962

G

Gain, Bob (DT) Kentucky.....	1952, 1954-64
Gainer, Derrick (RB) Florida A&M.....	##1989, 1990
Galbraith, Scott (TE) UCLA.....	1990-92
Garay, Antonio (DL) Boston College.....	2003
Garcia, Jeff (QB) San Jose State.....	2004
Garcia, Jim (DE) Purdue.....	1965
Gardner, Barry (LB) Northwestern.....	2003-04
Gardocki, Chris (P) Clemson.....	1999-2003
Garlington, John (LB) Louisiana State.....	1968-77
Garmon, Kelvin (OL) Baylor.....	2004
Gartner, Chris (K) Indiana.....	1974
Gash, Thane (S) East Tennessee State.....	1989-90
Gatski, Frank (C) Marshall.....	1946-56
Gaudio, Bob (G) Ohio State.....	1947-49, 1951
Gault, Don (QB) Hofstra.....	1970
Gault, Prentice (RB) Oklahoma.....	1960
Gay, Benjamin (RB) Garden City C.C.....	2001
George, Tim (WR) Carson-Newman.....	1974
German, Jammie (WR) Miami (Fla.).....	2001
Gibron, Abe (G) Purdue.....	1950-56
Gibson, Damon (WR) Iowa.....	1999
Gibson, Tom (DE) Northern Arizona.....	1989-90
Gillom, Horace (P-WR) Nevada.....	1947-56
Gilmore, Corey (RB) San Diego State.....	*1987
Glass, Bill (DE) Baylor.....	1962-68
Glass, Chip (TE) Florida State.....	1969-73
Goad, Tim (DT) North Carolina.....	1995
Goebel, Brad (QB) Baylor.....	1992-94



CLEVELAND BROWNS 2008 MEDIA GUIDE

Goins, Robert (S) Grambling.....	*1987
Golic, Bob (DT) Notre Dame.....	1982-88
Gonzalez, Joaquin (OT) Miami (Fla.).....	2002-04
Goode, Don (LB) Kansas.....	1980-81
Goosby, Tom (LB) Baldwin Wallace.....	1963
Gordon, Amon (DL) Stanford.....	2004
Gorgal, Ken (DB) Purdue.....	1950, 1953-54
Goss, Don (DT) Southern Methodist.....	1956
Gossett, Jeff (P) Eastern Illinois.....	1983, 1985-87
Graf, Dave (LB) Penn State.....	1975-79
Graham, Earnest (RB) Florida.....	##2003
Graham, Jeff (QB) Long Beach State.....	##1989
Graham, Otto (QB) Northwestern.....	1946-55
Grant, Orantes (LB) Georgia.....	2003
Grant, Wes (DE) UCLA.....	1972
Graybill, Mike (OL) Boston University.....	1989
Grayson, David (LB) Fresno State.....	*1987-90
Graziani, Tony (QB) Oregon.....	##2000
Green, Boyce (RB) Carson-Newman.....	1983-85
Green, David (RB) Edinboro State.....	1982
Green, Ernie (RB) Louisville.....	1962-68
Green, Ron (WR) North Dakota.....	1967-68
Green, Van (DB) Shaw.....	1973-76
Green, William (RB) Boston College.....	2002-05
Greenwood, Don (RB) Illinois.....	1946-47
Greer, Terry (WR) Alabama State.....	1986
Gregory, Damian (DT) Illinois State.....	2002
Gregory, Jack (DE) Delta State.....	1967-71, 1979
Griffin, Don (CB) Middle Tennessee State.....	1994-95
Griffin, Kris (LB) Indiana (Pa.).....	2007
Griffing, Glynn (QB) Mississippi.....	1964
Griffith, Robert (S) San Diego State.....	2002-04
Grigg, Forrest (DT) Tulsa.....	1948-51
Griggs, Anthony (LB) Ohio State.....	1986-88
Gross, Al (S) Arizona.....	1983-87
Groves, George (G) Marquette.....	1946-59, 1961-67
Groza, Lou (T-K) Ohio State.....	1946-59, 1961-67
Gruber, Bob (OT) Pittsburgh.....	1986
Guilbeau, Rusty (LB) McNeese State.....	1987

H

Hairston, Carl (DE) Maryland-East Shore.....	1984-89
Hairston, Stacey (DB) Ohio Northern.....	1993-94
Haley, Darryl (OL) Utah.....	*1987-88
Hall, Charlie (LB) Houston.....	1971-80
Hall, Dana (S) Washington.....	1995
Hall, Dino (KR-RB) Glassboro State.....	1979-83
Haller, Alan (DB) Michigan State.....	1992
Ham, Derrick (DL) Miami (Fla.).....	2001
Hambrick, Darren (LB) South Carolina.....	2002
Hamilton, Bobby (DE) Southern Mississippi.....	2007
Hamilton, Justin (DB) Virginia Tech.....	2006
Hamilton, Michael (LB) North Carolina A&T.....	2000
Hannemann, Cliff (LB) Fresno State.....	*1987
Hansen, Brian (P) Sioux Falls.....	1991-93
Hanulak, Chet (RB) Maryland.....	1954, 1957
Harline, Jonny (TE) Brigham Young.....	##2007
Harper, Mark (CB) Alcorn State.....	1986-90
Harraway, Charley (RB) San Jose State.....	1966-68
Harrington, John (DE) Marquette.....	1946
Harris, Duriel (WR) New Mexico State.....	1984
Harris, Jon (DE) Virginia.....	##1999
Harris, Josh (QB) Bowling Green.....	##2004
Harris, Marshall (DE) Texas Christian.....	1980-82
Harris, Odie (DB) Sam Houston State.....	1991-92
Harris, Orient (DL) Miami (Fla.).....	2006
Harrison, Jerome (RB) Washington State.....	2006-07
Hartley, Frank (TE) Illinois.....	1994-95
Harvey, Frank (FB) Georgia.....	##1994
Haw, Brandon (DB) Rutgers.....	##2004
Hawkins, Ben (WR) Arizona State.....	1974
Hawkins, Mike (DB) Oklahoma.....	2006

Haye, Jovan (DL) Vanderbilt.....	##2006
Haynes, Hayward (OL) Florida State.....	##1991
Heiden, Steve (TE) South Dakota State.....	2002-07
Heinrich, Keith (TE) Sam Houston State.....	2003-04
Helluin, Jerry (DT) Tulane.....	1952-53
Henry, Anthony (DB) South Florida.....	2001-04
Herring, Hal (LB) Auburn.....	1950-52
Herrion, Atlas (OL) Alabama.....	##2005
Hickerson, Gene (G) Mississippi.....	1958-60, 1962-73
Hilgenberg, Jay (C) Iowa.....	1992
Hill, Calvin (RB) Yale.....	1978-81
Hill, Jim (DB) Texas A&I.....	1975
Hill, Madre (RB) Arkansas.....	1999
Hill, Travis (LB) Nebraska.....	1994-95
Hill, Will (S) Bishop College.....	1988
Hilliard, Randy (CB) Louisiana State.....	1990-93
Hoaglin, Fred (C) Pittsburgh.....	1966-72
Hoard, Leroy (RB) Michigan.....	1990-95
Hoffman, Andrew (DL) Virginia.....	##2005, ##2006
Hoggard, D.D. (CB) North Carolina State.....	1985-87
Holcomb, Kelly (QB) Middle Tennessee State.....	2001-04
Holden, Steve (WR) Arizona State.....	1973-76
Holdman, Warrick (LB) Texas A&M.....	2004
Holland, Darius (DT) Colorado.....	1999-00
Holland, Jamie (WR) Ohio State.....	1992
Holloway, Glen (G) North Texas State.....	1974
Holly, Daven (DB) Cincinnati.....	2006-07
Holmes, Earl (LB) Florida A&M.....	2002
Holoan, Pete (TE) Notre Dame.....	1992
Holt, Harry (TE) Arizona.....	1983-86
Hooker, Fair (WR) Arizona State.....	1969-74
Hoover, Houston (G) Jackson State.....	1993
Hopkins, Thomas (T) Alabama A&M.....	1983
Horn, Alvin (DB) Nevada-Las Vegas.....	*1987
Horn, Don (QB) San Diego State.....	1973
Horvath, Les (RB) Ohio State.....	1949
Houston, Jim (DE-LB) Ohio State.....	1960-72
Houston, Lin (G) Ohio State.....	1946-53
Howard, Sherman (RB) Nevada.....	1952-53
Howell, Mike (DB) Grambling.....	1965-72
Howton, Bill (WR) Rice.....	1959
Humble, Weldon (LB) Rice.....	1947-50
Hunt, Bob (RB) Heidelberg.....	1974
Hunter, Art (C) Notre Dame.....	1956-59
Hunter, Earnest (RB) Southeast Oklahoma State.....	1995
Hunter, Pete (DB) Virginia Union.....	2005
Hutchinson, Tom (WR) Kentucky.....	1963-65
Hutchison, Chuck (G) Ohio State.....	1973-75
Huther, Bruce (LB) New Hampshire.....	1981
Hyder, Nate (QB) Oklahoma.....	2003, ##2004
Hyder, Gaylon (OL) Texas Christian.....	2001
Hynoski, Henry (RB) Temple.....	1975

I

Igenfritz, Mark (DE) Vanderbilt.....	1974
Ingram, Darryl (TE) California.....	1991
Irons, Gerald (LB) Maryland-East Shore.....	1976-79
Irons, Paul (TE) Florida State.....	2005
Isaia, Sale (OL) UCLA.....	##1995
Isbell, Joe Bob (G) Houston.....	1966
Israel, Ron (DB) Notre Dame.....	2003

J

Jackson, Alfred (DB) San Diego State.....	1991-92
Jackson, Bill (S) North Carolina.....	1982
Jackson, Corey (DL) Nevada.....	2003-04
Jackson, D'Qwell (LB) Maryland.....	2006-07
Jackson, Enis (CB) Memphis State.....	*1987
Jackson, Frisman (WR) Western Illinois.....	2002-05
Jackson, James (RB) Miami (Fla.).....	2001-04
Jackson, Lenzie (WR) Arizona State.....	2000
Jackson, Michael (WR) Southern Mississippi.....	1991-95



Jackson, Raymond (DB) Colorado State.....	1999-01
Jackson, Rich (DE) Southern.....	1972
Jackson, Robert E. (G) Duke.....	1975-85
Jackson, Robert L. (LB) Texas A&M.....	1978-81
Jacobs, Dave (K) Syracuse.....	1981
Jacobs, Tim (CB) Delaware.....	1993-95
Jaeger, Jeff (K) Washington.....	1987
Jagade, Harry (RB) Indiana.....	1951-53
James, Lynn (WR) Arizona State.....	1991
James, Nathaniel (DB) Florida A&M.....	1968
James, Tommy (DB) Ohio State.....	1948-55
Jameson, Michael (S) Texas A&M.....	2002-04
Jefferson, Ben (T) Maryland.....	#1989, 1990
Jefferson, John (WR) Arizona State.....	1985
Jenkins, Al (G) Tulsa.....	1969-70
Jennings, Brandon (DB) Texas A&M.....	#2001
Johnson, Bill (DL) Michigan State.....	1992-94
Johnson, Doug (QB) Florida.....	#2005
Johnson, Eddie (LB) Louisville.....	1981-90
Johnson, Kevin (WR) Syracuse.....	1999-03
Johnson, Lawrence (DB) Wisconsin.....	1979-84
Johnson, Lee (P) Brigham Young.....	1987-88
Johnson, Mark (LB) Missouri.....	1977
Johnson, Mike (LB) Virginia Tech.....	1986-93
Johnson, Mitch (T) UCLA.....	1971
Johnson, Pepper (LB) Ohio State.....	1993-95
Johnson, Ron (RB) Michigan.....	1969
Johnson, Tre (OL) Temple.....	2001
Johnson, Walter (DT) California State (Los Angeles).....	1965-76
Jones, Vernon (WR) Maryland.....	1989-90
Jones, Bobby (WR) No College.....	1983
Jones, C.J. (WR) Iowa.....	#2003, #2004
Jones, Dave (WR) Kansas State.....	1969-71
Jones, Dub (WR) Tulane.....	1948-55
Jones, Edgar (RB) Pittsburgh.....	1946-49
Jones, George (RB) San Diego State.....	1999
Jones, Homer (WR) Texas Southern.....	1970
Jones, James (DL) Northern Iowa.....	1991-94
Jones, Jock (LB) Virginia Tech.....	1990-91
Jones, Joe (DE) Tennessee State.....	1970-71, 1973, 1975-78
Jones, Keith (RB) Nebraska.....	1989
Jones, Kirk (RB) Nevada-Las Vegas.....	*1987
Jones, Lenoy (LB) Texas Christian.....	1999-02
Jones, Marlon (DE) Central State.....	1987-89
Jones, Reginald (CB) Memphis State.....	#1994
Jones, Ricky (LB) Tuskegee.....	1977-79
Jones, Ricky (WR) Alabama State.....	#1992
Jones, Sean (DB) Georgia.....	2005-07
Jones, Selwyn (DB) Colorado State.....	1993, #1994
Jones, Tony (OT) Western Carolina.....	1988-95
Jordan, Henry (DT) Virginia.....	1957-58
Jordan, Homer (QB) Clemson.....	*1987
Junkin, Mike (LB) Duke.....	1987-88
Jurevicius, Joe (WR) Penn State.....	2006-07
Jurkovic, John (DT) Eastern Illinois.....	1999
K	
Kafentzis, Mark (S) Hawaii.....	1982
Kanicki, Jim (DT) Michigan State.....	1963-69
Kappter, Alex (G) Northwestern.....	1946-47
Katolin, Mike (C) San Jose State.....	*1987
Kauric, Jerry (K) Kennedy Collegiate.....	1990
Keith, Charlton (LB) Kansas.....	#1980
Kellermann, Ernie (DB) Miami (Ohio).....	1966-71
Kelley, Chris (TE) Akron.....	*1987
Kelley, Ethan (DL) Baylor.....	2005-07
Kelly, Leroy (RB) Morgan State.....	1964-73
Kemp, Perry (WR) California (Pa.).....	*1987
Killian, P.J. (LB) Virginia.....	#1994
Killings, Cedric (DT) Carson-Newman.....	#2001
Kinard, Billy (DB) Mississippi.....	1956
Kinchen, Brian (TE) Louisiana State.....	1991-95
King, Andre (WR) Miami (Fla.).....	2001-04
King, Don (T) Kentucky.....	1954
King, Ed (OL) Auburn.....	1991-93
King, Joe (DB) Oklahoma State.....	1991
Kingree, Rick (LB) Tulane.....	1971-72
Kirby, Terry (RB) Virginia.....	1999
Kirk, Randy (LB) San Diego State.....	1991
Kissell, John (T) Boston College.....	1950-52, 1954-56
Kmet, Frank (NT) Purdue.....	#1992
Kolesar, Bob (G) Michigan.....	1946
Konz, Ken (DB) Louisiana State.....	1953-59
Kosar, Bernie (QB) Miami (Fla.).....	1985-93
Kosikowski, Frank (WR) Notre Dame.....	1948
Kovaleski, Mike (LB) Notre Dame.....	*1987
Kramer, Kyle (S) Bowling Green.....	1989
Kreitling, Rich (WR) Illinois.....	1959-63
Krerowicz, Mark (G) Ohio State.....	#1985
Kuechenberg, Rudy (LB) Indiana.....	1970
Kuehl, Ryan (LS) Virginia.....	1999-02
Kurpeikis, Justin (LB) Penn State.....	#2005
Kyle, Jason (LB) Arizona State.....	1999
L	
Lacy, Bo (OL) Arkansas.....	#2004
Lahr, Warren (DB) Western Reserve.....	1948-59
LaMontagne, Noel (OL) Virginia.....	2000
Landry, George (RB) Lamar.....	*1987
Lane, Gary (QB) Missouri.....	1966-67
Lang, Kenard (DE) Miami (Fla.).....	2002-05
Langham, Antonio (CB) Alabama.....	1994-95, 1999
Langhorne, Reggie (WR) Elizabeth City State.....	1985-91
Lauter, Steve (S) San Diego State.....	*1987
Lavelli, Dante (WR) Ohio State.....	1946-56
Ledford, Dwayne (OL) East Carolina.....	#2005
Lee, Barry (C) Grambling.....	*1987
Lee, Marcus (RB) Syracuse.....	1994
Lefear, Billy (WR) Henderson State.....	1972-75
Lehan, Michael (DB) Minnesota.....	2003-05
Leigh, Charles (RB) No College.....	1968-69
Leomiti, Carlson (OL) San Diego State.....	#1994
Leonard, Louis (DE) Fresno State.....	2007
LeVeck, Jack (LB) Ohio University.....	1975
Lewis, Cliff (QB) Duke.....	1946-51
Lewis, Darryl (TE) Texas-Arlington.....	1984
Lewis, Jamal (RB) Tennessee.....	2007
Lewis, James (DB) Miami (Fla.).....	#2002
Lewis, Leo (PR) Missouri.....	1990
Lewis, Stan (DE) Wayne State (Neb.).....	1975
Lilja, George (G-T) Michigan.....	1984-86
Linden, Errol (T) Houston.....	1961
Lindsay, Everett (OL) Mississippi.....	2000
Lindsey, Dale (LB) Western Kentucky.....	1965-72
Lindstrom, Gabe (P) Toledo.....	#2005
Lingenfeiter, Bob (T) Nebraska.....	1977
Lingmerth, Goran (K) Northern Arizona.....	*1987
Little, Earl (DB) Miami (Fla.).....	1999-04
Littleton, Jody (LS) Baylor.....	2005
Lloyd, Dave (LB) Georgia.....	1959-61
Lloyd, DeAngelo (DE) Tennessee.....	#2002
Logan, Dave (WR) Colorado.....	1976-83
Logan, Ernie (DL) East Carolina.....	1991-93
London, Tom (DB) North Carolina State.....	1978
Long, Mel (LB) Toledo.....	1972-74
Loomis, Ace (RB) LaCrosse State.....	1952
Lougheed, Pete (OL) Purdue.....	#2006
Louis, Cliff (OL) Morgan State.....	#2007
Lucci, Mike (LB) Tennessee.....	1962-64
Luck, Terry (QB) Nebraska.....	1977
Lund, Bill (RB) Case Tech.....	1946-47
Luneberg, Chris (OL) West Chester.....	#1993
Lyle, Rick (DE) Missouri.....	1994, #1995



CLEVELAND BROWNS 2008 MEDIA GUIDE

Lyons, Damion (DB) UCLA.....#1994
 Lyons, Robert (S) Akron.....1989

M

Maceau, Mel (C) Marquette.....1946-48
 Macerelli, John (G) St. Vincent.....1956
 Mack, Kevin (RB) Clemson.....1985-93
 Maddox, Nick (RB) Florida State.....2003
 Majors, Bobby (DB) Tennessee.....1972
 Malbrough, Anthony (DB) Texas Tech.....2000
 Malone, Ralph (DE) Georgia Tech.....1986
 Manoa, Tim (FB) Penn State.....1987-89
 Marangi, Gary (QB) Boston College.....#1977
 Marshall, Dave (LB) Eastern Michigan.....1984
 Marshall, Jim (DE) Ohio State.....1960
 Martin, Jamie (QB) Weber State.....#1999
 Martin, Jim (DT) Notre Dame.....1950
 Mason, Larry (RB) Troy State.....*1987
 Massey, Carlton (DE) Texas.....1954-56
 Matheson, Bob (LB) Duke.....1967-70
 Matthews, Clay (LB) Southern California.....1978-83
 Matua, Fred (OG) Southern California.....#2006
 Mayne, Lewis (RB) Texas.....1947
 Mays, Dave (QB) Texas Southern.....1976-77
 McCade, Mike (WR) Nevada-Las Vegas.....*1987
 McCardell, Keenan (WR) Nevada-Las Vegas.....1992-95
 McCullung, Willie (DT) Florida A&M.....1958-59
 McCollum, Andy (OL) Toledo.....#1994
 McCormack, Hurvin (DL) Indiana.....1999
 McCormack, Mike (T) Kansas.....1954-62
 McCown, Luke (QB) Louisiana Tech.....2004
 McCullough, Sultan (RB) Southern California.....#2004
 McCusker, Jim (DE) Ohio State.....1963
 McCutcheon, Daylon (CB) Southern California.....1999-05
 McDonald, Brandon (DB) Memphis.....2007
 McDonald, Paul (QB) Southern California.....1980-85
 McDonald, Tommy (WR) Oklahoma.....1968
 McGinest, Willie (LB) Southern California.....2006-07
 McGonnigal, Bruce (TE) Virginia.....1991
 McIntyre, Corey (FB) West Virginia.....#2004, 2005
 McKay, Bob (T) Texas.....1970-75
 McKenzie, Keith (DE) Ball State.....2000-01
 McKenzie, Rich (DE) Penn State.....1995
 McKinley, Alvin (DL) Mississippi State.....2001-06
 McKinney, Jeremy (T) Iowa.....#1999, 2001
 McKinney, Seth (OL) Texas A&M.....2007
 McKinnis, Hugh (RB) Arizona State.....1973-75
 McLemore, Tom (TE) Southern.....1993-94
 McLeod, Kevin (FB) Auburn.....2003
 McMahan, Jim (QB) Brigham Young.....#1995
 McMahan, Pete (OL) Iowa.....#2005
 McMillan, David (LB) Kansas.....2005-07
 McMillan, Erik (S) Missouri.....1993
 McNeil, Clifton (WR) Grambling.....1964-67
 McNeil, Gerald (WR/KR) Baylor.....1986-89
 McNeil, Ryan (CB) Miami (Fla.).....1999
 McTyer, Tim (S) Brigham Young.....1999
 Mennelaar, Dale (G) Wyoming.....1964-65
 Mercier, Richard (OL) Miami (Fla.).....2001
 Metcalf, Eric (RB) Texas.....1989-94
 Meylan, Wayne (LB) Nebraska.....1968-69
 Michaels, Walt (LB) Washington & Lee.....1952-61
 Mickens, Ray (DB) Texas A&M.....2005
 Middleton, Ron (TE) Auburn.....1989
 Miller, Arnold (DL) Louisiana State.....1999-00
 Miller, Billy (TE) Southern California.....2005
 Miller, Cleo (RB) Arkansas AM&N.....1975-82
 Miller, Jamir (LB) UCLA.....1999-01
 Miller, Mark (QB) Bowling Green.....1978-79
 Miller, Matt (T) Colorado.....1979-82
 Miller, Nick (LB) Arkansas.....1987
 Miller, Willie (WR) Colorado State.....1975-76

Milstead, Rod (G) Delaware State.....#1993
 Minniear, Randy (RB) Purdue.....1970
 Minnifield, Frank (CB) Louisville.....1984-92
 Minter, Barry (LB) Tulsa.....2001
 Mitchell, Alvin (DB) Morgan State.....1968-69
 Mitchell, Bobby (RB) Illinois.....1958-61
 Mitchell, Mack (DE) Houston.....1975-78
 Mitchell, Oasim (OL) North Carolina A&T.....#2003
 Mixon, Tim (DB) California.....#2007
 Modzelewski, Dick (DT) Maryland.....1964-66
 Modzelewski, Ed (RB) Maryland.....1955-59
 Mohring, John (LB) C.W. Post.....1980
 Monroe, Rod (TE) Cincinnati.....#2000, 2001
 Montgomery, Cleo (KR) Abilene Christian.....1981
 Moog, Aaron (DE) Nevada-Las Vegas.....*1987
 Moore, Eric (OL) Indiana.....1995
 Moore, Marty (LB) Kentucky.....2000
 Moore, Stevon (DB) Mississippi.....1992-95
 Moreland, Earthwind (DB) Georgia Southern.....2001
 Moreland, Jake (TE) Western Michigan.....2001
 Moretti, David (LB) Oregon.....#2003
 Morgan, Quincy (WR) Kansas State.....2001-04
 Moriarty, Pat (RB) Georgia Tech.....1979
 Morin, Milt (TE) Massachusetts.....1966-75
 Morris, Chris (T) Indiana.....1972-73
 Morris, Joe (RB) Syracuse.....1991
 Morris, Mike (C) Northeast Mississippi State.....1990
 Morrison, Fred (RB) Ohio State.....1954-56
 Morrison, Reece (RB) Southwest Texas State.....1968-72
 Morrow, Alvin (TE) None.....#2001, #2002
 Morrow, John (C) Michigan.....1960-66
 Morton, Christian (DB) Illinois.....#2004
 Morze, Frank (C) Boston College.....1962-63
 Moseley, Mark (K) Stephen F. Austin.....1986

Moselle, Dom (RB) Superior (Wisconsin) State College.....1950

Mosley, Kendrick (WR) Western Michigan.....#2005, 2006

Mostardi, Richard (DB) Kent State.....1960

Motley, Marion (RB) Nevada.....1946-53

Murphy, Fred (WR) Georgia Tech.....1960

Mustafa, Isaiah (WR) Arizona State.....#1999

Mustafaa, Najee (CB) Georgia Tech.....1993

Mustard, Chad (TE) North Dakota.....#2002, 2003-04

Myers, Michael (DL) Alabama.....2003-04

Myles, Toby (OL) Jackson State.....2001

Myślinski, Tom (OL) Tennessee.....#1992

N

Nagler, Gern (WR) Santa Clara.....1960-61

Nave, Stevan (LB) Kansas.....*1987

Nelsen, Bill (QB) Southern California.....1968-72

Neujahr, Quentin (OL) Kansas State.....#1995

Newman, Patrick (WR) San Diego State.....1994

Newsome, Ozzie (TE) Alabama.....1978-90

Newsome, Vince (DB) Washington.....1991-92

Nicholas, Scott (LB) Miami.....1982-86

Nimmo, Lance (OL) West Virginia.....#2004

Ninowski, Jim (QB) Michigan State.....1958-59, 1962-66

Nix, John (DL) Southern Mississippi.....#2003

Noa, Kaulana (OL) Hawaii.....#2002

Noll, Chuck (G-LB) Dayton.....1953-59

Northcutt, Dennis (WR) Arizona.....2000-06

Nugent, Terry (QB) Colorado State.....#1984

Nutting, Ed (DT) Georgia Tech.....1961

O

O'Brien, Francis (T) Michigan State.....1959

O'Connell, Tom (QB) Illinois.....1956-57

O'Connor, Bill (DE) Notre Dame.....1949

O'Connor, Drew (WR) Maine.....#2000

O'Hara, Shaun (OL) Rutgers.....2000-03

Oakley, Anthony (OL) Western Kentucky.....#2004

HISTORY
 All-Time Roster



Oben, Roman (OT) Louisville.....	2000-01
Oden, McDonald (TE) Tennessee State.....	1980-82
Odom, Clifton (LB) Texas-Arlington.....	1980
Ogle, Kendall (LB) Maryland.....	1999
Olyphant, Mike (RB) Puget Sound.....	1989-91
Oliver, Bob (DE) Abilene Christian.....	1969
Oristaglio, Bob (DE) Pennsylvania.....	1951
Ortega, Buck (TE) Miami (Fla.).....	##2006
Oshorne, Scot (OL) William & Mary.....	#2003
Oshinowo, Babatunde (DL) Stanford.....	2006
Osika, Craig (OL) Indiana.....	2003-04
Owens, John (TE) Notre Dame.....	#2005
Owens, Kerry (LB) Arkansas.....	##1989
P	
Page, Mike (QB) Arizona State.....	1986-90
Palelei, Lonnie (OL) Nevada-Las Vegas.....	#1995
Palmer, Derrell (DT) Texas Christian.....	1949-53
Palmer, Randy (TE) Texas A&M (Kingsville).....	1999
Palumbo, Sam (LB) Notre Dame.....	1955-56
Parilli, Vito (QB) Kentucky.....	1956
Parker, Frank (DT) Oklahoma State.....	1962-64, 1966-67
Parker, Jerry (LB) Central State.....	*1987
Parker, J'Vonne (DL) Rutgers.....	2005-06
Parris, Gary (TE) Florida State.....	1975-78
Parrish, Bernie (DB) Florida.....	1959-66
Parseghian, Ara (RB) Miami (Ohio).....	1948-49
Patten, David (WR) Western Carolina.....	2000
Patten, Joel (T) Duke.....	1980
Paul, Don (DB) Washington State.....	1954-58
Payton, Eddie (KR) Jackson State.....	1977
Pearson, Kalvin (DB) Grambling.....	2002
Pederson, Doug (QB) Northeast Louisiana.....	2000
Peebles, Danny (WR) North Carolina State.....	1991
Peek, Antwan (LB) Cincinnati.....	2007
Pena, Bob (G) Massachusetts.....	1972
Perini, Pete (RB) Ohio State.....	1955
Perkins, Antonio (DB) Oklahoma.....	2005-06
Perry, Jereme (DB) Eastern Michigan.....	2006
Perry, Michael Dean (DT) Clemson.....	1988-94
Perry, Rod (CB) Colorado.....	1983-84
Peters, Floyd (DT) San Francisco State.....	1959-62
Peters, Tony (DB) Oklahoma.....	1975-78
Petersen, Ted (T) Eastern Illinois.....	1984
Petitbon, John (DB) Notre Dame.....	1955-56
Petruziolo, Dave (OL) Michigan.....	##2003
Phelps, Don (RB) Kentucky.....	1950-51
Phenix, Perry (DB) Southern Mississippi.....	#2001
Philcox, Todd (DB) Syracuse.....	1991-93
Phillip, Marvin (OL) California.....	#2007
Phipps, Mike (QB) Purdue.....	1970-76
Pierce, Calvin (FB) Eastern Illinois.....	*1987
Pierce, Steve (WR) Illinois.....	*1987
Pietrosante, Nick (RB) Notre Dame.....	1966-67
Pike, Chris (DL) Tulsa.....	1989-90
Piskor, Ray (T) Niagara.....	1947
Pittman, Chase (DL) Louisiana State.....	##2007
Pittman, Thomas (DL) Florida.....	##2003
Pitts, Frank (WR) Southern.....	1971-73
Pitts, John (DB) Arizona State.....	1975
Pizzo, Joe (QB) Mars Hill.....	*1987
Player, Scott (P) Florida State.....	2007
Pleasant, Anthony (DE) Tennessee State.....	1990-95
Plum, Miilt (QB) Penn State.....	1957-61
Polley, Tom (LB) Nevada-Las Vegas.....	*1987
Pontbriand, Ryan (LS) Rice.....	2003-07
Pool, Brodney (DB) Oklahoma.....	2005-07
Poole, Larry (RB) Kent State.....	1975-77
Pope, Marquee (S) Fresno State.....	1999
Poumele, Pulu (G) Arizona.....	##1995
Powell, Craig (LB) Ohio State.....	1995
Powell, Preston (RB) Grambling.....	1961
Powell, Ronnie (WR) Northwestern State.....	1999
Powers, Ricky (RB) Michigan.....	1995
Prentice, Travis (RB) Miami (Ohio).....	2000
Prestel, Jim (T) Idaho.....	1960
Pritchett, Billy (RB) West Texas State.....	1975
Pruitt, Greg (RB) Oklahoma.....	1973-81
Pruitt, Mike (RB) Purdue.....	1976-84
Ptacek, Bob (QB) Michigan.....	1959
Pucci, Ben (DT) No College.....	1948
Pucillo, Mike (OL) Auburn.....	2005
Pupua, Tau (DT) Weber State.....	#1995
Purcell, Melila (DL) Hawaii.....	##2007
Putnam, Duane (G) College of Pacific.....	1961
Puzzuoli, Dave (NT) Pittsburgh.....	1983-87
Pyne, Jim (G) Virginia Tech.....	1999-00
Q	
Quinlan, Bill (DE) Michigan State.....	1957-58
Quinlan, Voiney (RB) San Diego State.....	1956
Quinn, Brady (QB) Notre Dame.....	2007
Quinton, Dustin (OL) Nevada-Las Vegas.....	##1991
R	
Raimey, Dave (DB) Michigan.....	1964
Rainer, Wali (LB) Virginia.....	1999-01
Rakoczy, Gregg (OL) Miami.....	1987-90
Ratterman, George (QB) Notre Dame.....	1952-56
Rechichar, Bert (DB) Tennessee.....	1952
Redden, Barry (RB) Richmond.....	1989-90
Reeves, Ken (OL) Texas A&M.....	1990
Reeves, Walter (TE) Auburn.....	1994-95
Rehberg, Scott (OL) Central Michigan.....	1999
Renfro, Ray (WR) North Texas State.....	1952-63
Reynolds, Billy (RB) Pittsburgh.....	1953-54, 1957
Reynolds, Chuck (C) Tulsa.....	1969-70
Rhett, Errict (RB) Florida.....	2000
Rhyme, Jerry (QB) Tulsa.....	1969
Rich, Randy (DB) New Mexico.....	1978-79
Richardson, Gloster (WR) Jackson State.....	1972-74
Richardson, Kyle (P) Arkansas State.....	2005
Ridick, Louis (DB) Pittsburgh.....	1993-95
Rideau, Brandon (WR) Kansas.....	#2005
Rienstra, John (OL) Temple.....	1991-92
Righetti, Joe (DT) Waynesburg.....	1969-70
Risien, Cody (T) Texas A&M.....	1979-83, 1985-89
Rison, Andre (WR) Michigan State.....	1995
Roon, Oscar (TE) Southern Methodist.....	1975-78
Robbins, Kevin (OT) Michigan State.....	##1989, 1990
Roberts, Walter (WR) San Jose State.....	1964-66
Robinson, Billy (DB) Arizona State.....	*1987
Robinson, DeJuan (DB) Northern Arizona.....	*1987
Robinson, Fred (G) Washington.....	1957
Robinson, Mike (DE) Arizona.....	1981-82
Rockins, Chris (S) Oklahoma State.....	1984-87
Rogers, Don (S) UCLA.....	1984-85
Rogers, Tyrone (DL) Alabama State.....	1999-04
Rokisky, John (DE) Duquesne.....	1946
Roman, Nick (DE) Ohio State.....	1972-74
Romaniszyn, Jim (LB) Edinboro State.....	1973-74
Rose, Ken (LB) Nevada-Las Vegas.....	1990
Rouson, Lee (RB) Colorado.....	1991
Rowe, Patrick (WR) San Diego State.....	1993
Rowell, Eugene (WR) Southern Mississippi.....	1990
Roye, Orpheus (DL) Florida State.....	2000-07
Rucker, Reggie (WR) Boston University.....	1975-81
Rudd, Dwayne (LB) Alabama.....	2001-02
Ruff, Orlando (LB) Furman.....	2005
Ruhman, Chris (OL) Texas A&M.....	1999
Runager, Max (P) South Carolina.....	1998
Rusinek, Mike (NT) California.....	*1987
Russell, Brian (DB) San Diego State.....	2005-06
Ryan, Frank (QB) Rice.....	1962-68



CLEVELAND BROWNS 2008 MEDIA GUIDE

Rymkus, Lou (T) Notre Dame..... 1946-51
 Rypien, Mark (QB) Washington State..... 1994

S

Saban, Lou (LB) Indiana..... 1946-49
 Sabatino, Bill (DT) Colorado..... 1968
 Sagapolutele, Pio (DL) Hawaii..... 1991-95
 St. Clair, Mike (DE) Grambling..... 1976-79
 Salaam, Rashaan (RB) Colorado..... 1999
 Saleh, Tarek (LB/FB) Wisconsin..... 1999-01
 Sanders, Darnell (TE) Ohio State..... 2002-03
 Sanders, Lewis (DB) Maryland..... 2000-04
 Sanders, Steve (WR) Bowling Green..... #2006, #2007
 Sandusky, John (T) Villanova..... 1950-55
 Sandy, Justin (DB) Northern Iowa..... #2006
 Sanford, Lucius (LB) Georgia Tech..... 1987
 Santiago, O.J. (TE) Kent State..... #2000, 2001
 Scales, Charley (RB) Indiana..... 1962-65
 Scarry, Mike (C) Waynesburg..... 1946-47
 Schafraath, Dick (G-T) Ohio State..... 1959-71
 Schoen, Tom (DB) Notre Dame..... 1970
 Schultz, Randy (RB) State College (Iowa)..... 1966
 Schwenk, Bud (QB) Washington..... 1946
 Scott, Bo (RB) Ohio State..... 1969-74
 Scott, Cedric (DE) Southern Mississippi..... 2002
 Scott, Clarence (DB) Kansas State..... 1971-83
 Sczurek, Stan (LB) Purdue..... 1963-65
 Seifert, Mike (DE) Wisconsin..... 1974
 Selawski, Gene (T) Purdue..... 1960
 Sellers, Mike (HB) Walla Walla C.C..... 2001
 Sensenbaurer, Dean (RB) Ohio State..... 1948
 Shaffer, Kevin (OT) Tulsa..... 2006-07
 Sharkey, Ed (G) Nevada..... 1952
 Sharpe, Ricky (DB) San Diego State..... #2004
 Shavers, Tyrone (WR) Lamar..... 1991
 Shaw, Sedrick (RB) Iowa..... 1999
 Shea, Aaron (TE) Michigan..... 2000-05
 Shelton, L.J. (OL) Eastern Michigan..... 2005
 Shepard, Gannon (OL) Duke..... #2001
 Shepherd, Leslie (WR) Temple..... 1999
 Sheppard, Henry (G-T) Southern Methodist..... 1976-81
 Sheriff, Stan (G) California Poly..... 1957
 Sherk, Jerry (DT) Oklahoma State..... 1970-81
 Shiner, Dick (QB) Maryland..... 1967
 Shoals, Roger (T) Maryland..... 1963-64
 Shofner, Jim (DB) Texas Christian..... 1958-63
 Shorter, Jim (DB) Detroit..... 1962-63
 Shula, Don (DB) John Carroll..... 1951-52
 Shurnas, Marshall (WR) Missouri..... 1947
 Sikich, Mike (G) Northwestern..... 1971
 Sikora, Robert (T) Indiana..... #1984
 Simmons, Tony (WR) Wisconsin..... 2001
 Simonetti, Len (DT) Tennessee..... 1946-48
 Simons, Kevin (OT) Tennessee..... #1989
 Sims, Darryl (DE) Wisconsin..... *1987-88
 Sims, Mickey (DT) South Carolina State..... 1977-79
 Sipe, Brian (QB) San Diego State..... 1974-83
 Skibinski, Joe (G) Purdue..... 1952
 Slaughter, Webster (WR) San Diego State..... 1986-91
 Slayden, Steve (QB) Duke..... #1988
 Smith, Alvin (DE) Oregon State..... #2006
 Smith, Bob (LB) Nebraska..... 1955-56
 Smith, Clifton (LB) Syracuse..... #2005, 2006
 Smith, Daryle (OT) Tennessee..... 1989
 Smith, Gaylon (RB) Southwestern..... 1946
 Smith, Irv (TE) Notre Dame..... 1999
 Smith, Jim Ray (G) Baylor..... 1956-62
 Smith, John (WR) Tennessee State..... 1979
 Smith, Ken (TE) New Mexico..... 1993
 Smith, Leroy (LB) Iowa..... #1972
 Smith, Mark (DL) Auburn..... 2001-02
 Smith, Marquis (S) California..... 1999-01

Smith, Ralph (TE) Mississippi..... 1965-68
 Smith, Rico (WR) Colorado..... 1992-95
 Smith, Rob (OL) Tennessee..... 2006
 Smith, Robaire (DE) Michigan State..... 2007
 Smith, Shaun (DL) South Carolina..... 2007
 Smith, Terrelle (FB) Arizona State..... 2004-06
 Snellings, Paul (OL) Georgia..... #2000
 Snidow, Ron (DE) Oregon..... 1968-72
 Sommersell, Andre (LB) Colorado State..... #2004
 Sorensen, Nick (DB) Virginia Tech..... 2007
 Sowell, Isaac (OL) Indiana..... 2006, #2007
 Sparenberg, Dave (G) Western Ontario..... *1987
 Speedie, Mac (WR) Utah..... 1946-52
 Speegle, Nick (LB) New Mexico State..... 2005-06
 Speer, Del (S) Florida..... 1993-94
 Spencer, Joe (DT) Oklahoma State..... 1949
 Spikes, Rahshon (RB) North Carolina State..... #2000
 Spiers, Greg (DL) Florida State..... 2001
 Spragan, Donnie (LB) Stanford..... #2001
 Spriggs, Marcus (DL) Troy State..... 1999-00, #2001
 Stafford, Shane (QB) Connecticut..... #2002
 Stams, Frank (LB) Notre Dame..... 1992-95
 Stanfield, Harold (TE) West Virginia Tech..... *1987
 Staroba, Paul (WR) Michigan..... 1972
 Steinbach, Eric (OL) Iowa..... 2007
 Steinbrunner, Don (DE) Washington State..... 1953
 Stephens, Larry (DT) Texas..... 1960-61
 Steptoe, Syndric (WR) Arizona..... #2007
 Steuber, Bob (RB) Missouri..... 1946
 Stevenson, Rickey (CB) Arizona..... 1970
 Stewart, Andrew (DE) Cincinnati..... 1989
 Stewart, Matt (LB) Vanderbilt..... 2005-06
 Stienke, Jim (DB) Southwest Texas State..... 1973
 Stokes, Barry (OL) Eastern Michigan..... 2002-03
 Stoutmire, Omar (DB) Fresno State..... #1999
 Stover, Matt (K) Louisiana State..... 1991-95
 Stracka, Tim (TE) Wisconsin..... 1983-84
 Strock, Don (QB) Virginia Tech..... 1988
 Suggs, Lee (RB) Virginia Tech..... 2003-05
 Sullivan, Dave (WR) Virginia..... 1973-74
 Sullivan, Gerry (T-C) Illinois..... 1974-81
 Sullivan, Tom (RB) Miami (Fla.)..... 1978
 Summers, Fred (DB) Wake Forest..... 1969-71
 Sumner, Walt (DB) Florida State..... 1969-74
 Sumter, Glenn (DB) Memphis..... #2002
 Sustersic, Ed (RB) Findlay..... 1949
 Sutter, Ed (LB) Northwestern..... #1992, 1993-95
 Swarn, George (RB) Miami (Ohio)..... *1987
 Swilling, Ken (LB) Georgia Tech..... #1992
 Sykes, Terrance (OL) Louisiana Tech..... #2001

T

Taffoni, Joe (T) Tennessee-Martin..... 1967-70
 Talley, John (TE) West Virginia..... #1989, 1990-91
 Tamm, Ralph (G) West Chester State..... 1990-91
 Taseff, Carl (DB) John Carroll..... 1951
 Taylor, Ben (LB) Virginia Tech..... 2002-05
 Taylor, Ryan (LB) Auburn..... #1999-00
 Taylor, Terry (CB) Southern Illinois..... 1992-93
 Teets, Dick (LB) Wisconsin..... *1987
 Teifke, Mike (C) Akron..... *1987
 Tennell, Derek (TE) UCLA..... *1987-89
 Terlep, George (QB) Notre Dame..... 1948
 Terrell, Ray (RB) Mississippi..... 1946-47
 Testaverde, Vinny (QB) Miami (Fla.)..... 1993-95
 Thaxton, Jim (TE) Tennessee State..... 1974
 Thierry, John (LB-DE) Alcorn State..... 1999
 Thomas, Joe (OT) Wisconsin..... 2007
 Thomas, Johnny (CB) Baylor..... 1995
 Thome, Chris (OL) Minnesota..... 1991-92
 Thompson, Bennie (DB) Grambling..... 1994-95
 Thompson, Chaun (LB) West Texas A&M..... 2003-07



Thompson, David (DL) Ohio State.....	##2003
Thompson, Kevin (QB) Penn State.....	2000, #2002
Thompson, Mike (DT) Wisconsin.....	1999-00
Thompson, Tommy (LB) William & Mary.....	1949-53
Thornton, James (DB) Morris Brown.....	##2005
Thornton, John (DL) Cincinnati.....	1991
Tidmore, Sam (LB) Ohio State.....	1962-63
Tierney, Leo (C) Georgia Tech.....	1978
Tillman, Lawyer (WR) Auburn.....	1989, 1992-93
Tinsley, Keith (WR) Pittsburgh.....	*1987
Toles, Deryck (TE) Penn State.....	##2004
Tomczak, Mike (QB) Ohio State.....	1992
Troceno, Rick (DB-QB) Pittsburgh.....	1981-83
Trumbull, Rick (OL) Missouri.....	##1991
Tucker, Ryan (OT) Texas Christian.....	2002-07
Tucker, Travis (TE) Southern Connecticut State.....	1985-87
Tupa, Tom (QB-P) Ohio State.....	#1993, 1994-95
Turnbow, Jesse (DT) Tennessee.....	1978
Turner, Eric (S) UCLA.....	1991-95
Turner, Kevin (LB) Pacific.....	1982

U

Ulinski, Ed (G) Marshall.....	1946-49
Unck, Mason (LB) Arizona State.....	2003-06
Upshaw, Marvin (DE) Trinity.....	1968-69

V

Van Dyke, Ralph (T) Southern Illinois.....	*1987
Van Pelt, Brad (LB) Michigan State.....	1986
Vardell, Tommy (RB) Stanford.....	1992-95
Verba, Ross (OL) Iowa.....	2001-02, 2004
Verber, David (WR) Kansas.....	*1987
Vickers, Lawrence (FB) Colorado.....	2006-07

W

Wagner, Bryan (P) Cal-State Northridge.....	1989-90
Waiters, Van (LB) Indiana.....	1988-91
Walker, Dwight (RB-WR) Nicholls State.....	1982-84
Wallace, Calvin (DE) West Virginia Tech.....	*1987
Walls, Everson (DB) Grambling.....	1992-93
Walls, Raymond (DB) Southern Mississippi.....	2002
Walters, Dale (P) Rice.....	*1987
Ward, Carl (DB) Michigan.....	1967-68
Ward, Chad (OL) Washington.....	##2002
Warfield, Paul (WR) Ohio State.....	1964-69, 1976-77
Warren, Gerard (DL) Florida.....	2001-04
Washington, Brian (S) Nebraska.....	1988
Washington, Marcus (DB) Colorado.....	##1999
Washington, Ted (NT) Louisville.....	2006-07
Watkins, Tom (RB) Iowa State.....	1961
Watson, Karlton (QB) Winston-Salem.....	*1987
Watson, Louis (WR) Mississippi Valley State.....	*1987
Watson, Remi (WR) Bethune-Cookman.....	*1987
Weathers, Clarence (WR) Delaware State.....	1985-88
Weathers, Curtis (TE-LB) Mississippi.....	1979-85
Webb, Ken (RB) Presbyterian.....	1963
Weber, Chuck (DE) West Chester State.....	1955-56
Webster, Larry (DT) Maryland.....	1995
West, Zach (DL) Texas-El Paso.....	##2007
Westmoreland, Eric (LB) Tennessee.....	2004
White, Bob (RB) Stanford.....	1955
White, Charles (RB) Southern California.....	1980-82, 1984
White, Jamal (LB) Kentucky.....	##2002
White, Jamel (RB) South Dakota.....	2000-03
White, James (DE) Louisiana State.....	#1985
White, Lorenzo (RB) Michigan State.....	1995
Whitlow, Bob (C) Arizona.....	1968
Whitwell, Mike (WR-S) Texas A&M.....	1982-83
Wiggin, Paul (DE) Stanford.....	1957-67
Wilburn, Barry (CB) Mississippi.....	1992
Wilkerson, Gary (DB) Penn State.....	##1989
Wilkinson, Jerry (DE) Oregon State.....	1980
Williams, A.D. (WR) College of Pacific.....	1960

Williams, Arthur (WR) Abilene Christian.....	*1987
Williams, Clarence (RB) Washington State.....	1993
Williams, Gene (T-G) Iowa State.....	1993-94
Williams, James (LB) Mississippi State.....	1999
Williams, Larry (G) Notre Dame.....	1986-88
Williams, Lawrence (KR) Texas Tech.....	1977
Williams, Leon (LB) Miami (Fla.).....	2006-07
Williams, Ray (WR) Clemson.....	*1987
Williams, Roosevelt (DB) Tuskegee.....	2003
Williams, Sidney (LB) Southern.....	1964-66
Williams, Stacy (DB) East Texas State.....	*1987
Williams, Tony (T) Kansas State.....	1993
Williams, Wally (C) Florida A&M.....	1993-95
Willis, Bill (G-LB) Ohio State.....	1946-53
Willis, Keith (TE) Virginia Tech.....	##2004
Wilson, Tom (RB) No College.....	1962
Wilson, Travis (WR) Oklahoma.....	2006, #2007
Wilson, Troy (CB) Notre Dame.....	*1987
Wimbley, Kameron (LB) Florida State.....	2006-07
Wingle, Blake (G) UCLA.....	*1987
Winkler, Ulrich (DL) No College.....	##2006
Winslow, George (P) Villanova.....	1987
Winslow, Kellen (TE) Miami (Fla.).....	2004, 2006-07
Winters, Frank (C) Western Illinois.....	1987-88
Wise, Mike (DL) California-Davis.....	1991
Wiska, Jeff (G) Michigan State.....	1986
Wohlabaugh, Dave (C) Syracuse.....	1999-02
Wolffey, Ron (RB) West Virginia.....	1992-93
Woods, Rob (OL) Arizona.....	1991
Woolsey, Rolly (DB) Boise State.....	1977
Wooten, John (G) Colorado.....	1959-67
Word, Mark (DE) Jacksonville State.....	2002-03
Wren, Junior (DB) Missouri.....	1956-59
Wright, Alvin (NT) Jacksonville State.....	1992
Wright, Eric (DB) UNLV.....	2007
Wright, Felix (S) Drake.....	1985-90
Wright, George (DT) Sam Houston.....	1972
Wright, Jason (RB) Northwestern.....	2005-07
Wright, Keith (WR-KR) Memphis State.....	1978-80
Wright, Kenny (DB) Northwestern State.....	2007
Wycinsky, Craig (G) Michigan State.....	1972
Wynn, Spergon (QB) Southwest Texas State.....	2000

Y

Yanchar, Bill (DT) Purdue.....	1970
Yonakor, John (DE) Notre Dame.....	1946-49
Young, David (DB) Georgia Southern.....	##2003
Young, George (DE) Georgia.....	1946-53
Young, Glen (WR) Mississippi State.....	1984-85, 1987-88
Youngblood, George (DB) California State (Los Angeles).....	1967
Youngelman, Sid (DT) Alabama.....	1959
Yovanovits, Dave (OL) Temple.....	2005

Z

Zahursky, Steve (OL) Kent State.....	1999-00
Zastudil, Dave (P) Ohio.....	2006-07
Zeiler, Eric (QB) Georgia.....	1995
Zeno, Lance (C) UCLA.....	1992-93
Ziegler, Doug (TE) Mississippi.....	##2004
Zukauskas, Paul (OL) Boston College.....	2001-04

*Denotes replacement player during 1987 players' strike.

#On active roster, but did not play in a game.

##On practice squad, but did not play in a game.



1

Dino Hall (1979)
Homer Jordan (*1987)
Michael Jackson (1991-93)

2

Tony DeLeone (1987)
Jerry Kauric (1990)
Kerry Ferrell (##1993)
Tim Couch (1999-2003)
Sultan McCullough (##2004)

3

Mark Moseley (1986)
Brian Franco (*1987)
Goren Lingmerth (*1987)
Matt Stover (1991-95)
Derrick Frost (2003)
Derek Anderson (##2005, 2006-07)

4

Max Runager (1988)
Rico Smith (1992)
Phil Dawson (1999-07)

5

Webster Slaughter (1986)
George Winslow (1987)
Dale Waters (*1987)
Brett Conway (2003)
Jeff Garcia (2004)
Scott Player (2007)

6

Remi Watson (*1987)
Ricky Jones (##1992)
Gabe Lindstrom (##2005)
Lang Campbell (##2006)

7

Terry Luck (1977)
Terry Nugent (##1984)
Jeff Gossett (1983, 1985-87)
Steve Slayden (##1988)
Tom Tupa (##1993, 1994-95)
Josh Harris (##2004)
Paul Ernster (2007)

8

Gary Marangi (##1977)
Johnny Evans (1978-80)
Jeff Jaeger (1987)
Brad Goebel (1992-94)
Nate Hybl (2003, ##2004)
Derrick Frost (2004)
Trent Dilfer (2005)

9

Greg Coleman (1977)
Matt Bahr (1981-89)
Jim McMahon (##1995)
Charlie Frye (2005-07)

10

John Borton (1957)
Chris Gartner (1974)
Dave Mays (1976-77)
Dave Jacobs (1981)
Tom Flick (1984)
Mike Pagel (1986-90)
Mike Elkins (##1991)
Eric Zeier (1995)
Jamie Martin (##1999)

Kevin Thompson (2000)
Tony Graziani (##2000)
Kelly Holcomb (2001-04)
Kyle Richardson (2005)
Brady Quinn (2007)

11

Jim Ninowski (1964-66)
Don Gault (1970)
Lee Johnson (1987-88)
Jeff Christensen (*1987)
Brian Hansen (1991-93)
Mark Rypien (1994)
Ty Detmer (1999)
Brandon Rideau (##2005)
Ken Dorsey (2006-07)

12

Don Cockroft (1968-80)
Rick Trocano (1981-83)
Karlton Watson (*1987)
Don Strock (1988)
Jeff Graham (##1989)
Vinnie Testaverde (1993-95)
Chad Carpenter (##1999)
Drew O'Connor (##2000)
Josh Booty (##2001-03)
Luke McCown (2004)
Doug Johnson (##2005)
Syndric Steptoe (##2007)

13

Frank Ryan (1962-68)
Don Horn (1973)
Joe Pizzo (*1987)
Jeff Francis (1990, ##1992)
Sperguson Wynn (2000)
Shane Stafford (##2002)

14**OTTO GRAHAM (1952-55)****15**

Bert Rechichar (1952)
Ken Gorgal (1953-54)
Tommy O'Connell (1956-57)
Jim Ninowski (1958-59, 1962-63)
Glynn Griffing (1964)
Gary Lane (1966-67)
Mike Phipps (1970-76)
Mark Miller (1978-79)
Steve Cox (1981-84)
Bryan Wagner (1989-90)
Donny Brady (1995)
Jeff Brohm (##2000)
Dave Zastudil (2006-07)

16

George Ratterman (1952-56)
Milt Plum (1957-61)
Bill Nelsen (1968-72)
Will Cureton (1975)
Paul McDonald (1980-85)
Selwyn Jones (1993-94)
Ray Ethridge (##1995)
Kevin Thompson (2000, ##2002)
Nate Hybl (##2004)
Joshua Cribbs (2005-07)

17

Jerry Rhome (1969)
Brian Sipe (1974-83)

Todd Philcox (1991-93)
Chris Gardocki (1999-2003)
Braylon Edwards (2005-07)

18

Vito Parilli (1956)
Bob Freeman (1957-58)
Bob Ptacek (1959)
Len Dawson (1960-61)
John Furman (1962)
Dick Shiner (1967)
Ben Hawkins (1974)
Gary Danielson (1985, 1987-88)
Vernon Joines (1989-90)
Mike Tomczak (1992)
Isaiah Mustafa (##1999)
Doug Pederson (2000)
Tony Simmons (2001)
Bobby Brown (##2001)
Kendrick Mosley (2006)

19

Billy Lefear (1972)
Bernie Kosar (1985-93)
Frisman Jackson (2004)

20

Mike Scarry (19046-47)
Lou Saban (1948-49)
Hal Herring (1950-51)
Ken Carpenter (1952-53)
Don Paul (1954-58)
Ross Fichtner (1960-67)
Fred Summers (1969-71)
Jim Stienke (1973)
Tony Peters (1975-78)
Doug Dennison (1979)
Judson Flint (1980-82)
Don Rogers (1984-85)
Joe Morris (1991)
Alan Haller (1992)
Earnest Byner (1994-95)
Johnny Thomas (1995)
Omar Stoutmire (##1999)
Earl Little (1999-04)
Pete Hunter (2005)
Ralph Brown (2006)
Mike Adams (2007)

21

Dean Brown (1969)
Stan Brown (1971)
Van Green (1973-76)
Oliver Davis (1977-80)
Mike Whitwell (1983)
Corey Gilmore (*1987)
Eric Metcalf (1989-94)
Earnest Byner (1995)
Marquis Smith (1999-01)
Lewis Sanders (2002-03, 2004)
James Jackson (2004)
Brodney Pool (2005-07)

22

Frank Gatski (1946-51)
Rex Bumgardner (1952)
Ken Konz (1953-59)
Rich Mostardi (1960)
Tom Watkins (1961)
Lowell Taylor (1964)
Bobby Franklin (1966)



Billy Devrow (1967)
 Clarence Scott (1971-83)
 Felix Wright (1985-90)
 Perry Kemp (*1987)
 Vince Newsome (1991-92)
 Ricky Powers (1995)
 Tim McTyer (1999)
 Todd Franz (2000)
 Michael Jameson (2002-04)
 James Thornton (##2005)
 Brandon McDonald (2007)

23

Larry Benz (1963-65)
 Clifford Brooks (1972-74)
 Bill Craven (1976)
 Larry Collins (1978)
 Mark Kafentzis (1982)
 Mark Harper (1986-90)
 DeJuan Robinson (*1987)
 Randy Baldwin (1992-94)
 Earnest Hunter (1995)
 Marquez Pope (1999)
 Errict Rhett (2000)
 Devin Bush (2001-02)
 C.J. Jones (#2003)
 Adimchinobe Echemandu (2004)
 Ray Mickens (2005)
 Chris Barclay (#2006)
 Gary Baxter (#2007)

24

Mel Maceau (1946-48)
 Tommy Thompson (1949-51)
 Warren Lahr (1952-59)
 Bobby Franklin (1960-65)
 Ernie Kellermann (1966-71)
 Bobby Majors (1972)
 Pete Athas (1975)
 Terry Brown (1976)
 Randy Rich (1978-79)
 Autry Beamon (1980-81)
 Cleotha Montgomery (1981)
 Vagas Ferguson (1983)
 Greg Best (1984)
 Ray Ellis (1986-87)
 Anthony Blaylock (1988-91)
 Randy Baldwin (#1991-92)
 Terry Taylor (1992-93)
 Reginald Jones (#1994)
 Damion Lyons (##1994)
 Corey Fuller (1999-01)
 Robert Griffith (2002-04)
 Gary Baxter (2005-06)
 Eric Wright (2007)

25

Charles Leigh (1968-69)
 Frank Pitts (1971-73)
 Rolly Woolsey (1977)
 Pat Moriarty (1979)
 Charles White (1980-82,84)
 Vincent Barnett (*1987)
 Anthony Florence (1991)
 Alfred Jackson (1991-92)
 Greg Briggs (##1993)
 Dana Hall (1995)
 Sedrick Shaw (1999)
 Lewis Sanders (2000)
 Corey Fuller (2002)

Chris Crocker (2003-05)
 Justin Hamilton (2006)
 Kenny Wright (2007)

26

Ray Renfro (1952-63)
 Dave Raimey (1964)
 Reece Morrison (1968-72)
 Billy Lefear (1972-75)
 Tom Sullivan (1978)
 Dino Hall (1979-83)
 Greg Allen (1985)
 Arthur Williams (*1987)
 Keith Jones (1989)
 Raymond Clayborn (1990-91)
 Ron Wolfley (1992-93)
 Michael Davis (1995)
 Anthony Malbrough (2000)
 Dyshod Carter (2001)
 Nick Maddox (2003)
 Sean Jones (2005-07)

27

Walter Roberts (1964-66)
 Carl Ward (1967-68)
 Randy Minniear (1970)
 Rickey Stevenson (1970)
 Thom Darden (1972-74, 1976-81)
 Gary Davis (#1981)
 Mike Whitwell (1982)
 Al Gross (1983-87)
 Brian Dudley (*1987)
 Derrick Gainer (##1989, 1990)
 Derrick Douglas (1991)
 Stevon Moore (1992-95)
 Karim Abdul-Jabbar (1999)
 Lamar Chapman (2000-01)
 James Lewis (##2002)
 Roosevelt Williams (2003)
 Dee Brown (2004)
 Brandon Haw (##2004)
 Brian Russell (2005-06)
 Nick Sorensen (2007)

28

Dick Deschaine (1958)
 Ben Davis (1967-68, 1970-73)
 Eddie Brown (1974-75)
 Ron Bolton (1976-82)
 Herman Fontenot (1985-88)
 Steve Pierce (*1987)
 Robert Goins (*1987)
 Tyrone Shavers (1991)
 James Brooks (1992)
 Erik McMillan (1993)
 Everson Walls (1992-93)
 Don Griffin (1994-95)
 Rashidi Barnes (2000)
 Deke Cooper (##2001)
 Leigh Bodden (2003-07)

29

Tommy McDonald (1968)
 Walt Sumner (1969-74)
 Hanford Dixon (1981-89)
 Brent Fullwood (1990)
 Eric Turner (1991-95)
 Rashaan Salaam (1999)
 James Jackson (2001-03)
 Jason Wright (2005-07)

30

Bill Willis (1946-51)
 Emerson Cole (1952)
 Sherman Howard (1953)
 Maurice Bassett (1954-56)
 Lew Carpenter (1957-58)
 Bernie Parrish (1959-66)
 Ron Johnson (1969)
 Ken Brown (1970-75)
 Cleo Miller (1976-82)
 Boyce Green (1983-85)
 Billy Robinson (*1987)
 Thane Gash (1988-90)
 Jamel White (2000-2003)
 Kris Briggs (##2004)
 Antonio Perkins (2005-06)
 Ricardo Colclough (#2007)

31

Charley Harraway (1966-68)
 Bob Hunt (1974)
 Cleo Miller (1975)
 James Black (1984)
 Frank Minnifield (1984-92)
 Stacey Hairston (1993-95)
 Raymond Jackson (1999-01)
 William Green (2002-05)
 Jerome Perry (2006)
 Jamal Lewis (2007)

32

Lin Houston (1946-51)
 Harry Jagade (1952-53)
 Fred Morrison (1954-56)
JIM BROWN (1957-65)

33

Randy Schultz (1966)
 Nathaniel James (1968)
 Tom Schoen (1970)
 Bo Cornell (1971-72)
 Reggie Rucker (1975-81)
 Curtis Dickey (1985-86)
 Kirk Jones (*1987)
 Mike Oliphant (1989)
 Leroy Hoard (1990-95)
 Daylon McCutcheon (1999-05)
 Kory Chapman (##2007)

34

George Cherokee (1946)
 Bob Gaudio (1947)
 Abe Gibron (1950-51)
 Walt Michaels (1952-61)
 Stan Sczurek (1963)
 Ken Webb (1963)
 Mike Howell (1965-72)
 Greg Pruitt (1973-81)
 David Green (1982)
 Kevin Mack (1985-93)
 Marcus Lee (1994)
 Lorenzo White (1995)
 Madre Hill (1999)
 Chris Floyd (2000)
 Ben Gay (2001)
 R.J. Bowers (2002-03)
 Lewis Sanders (2004)
 Reuben Droughns (2005-06)
 Chris Barclay (##2007)



35

Alex Agase (1948-51)
 Galen Fiss (1956-66)
 Larry Conjar (1967)
 Bo Scott (1969-74)
 Brian Duncan (1976-77)
 Calvin Hill (1978-81)
 Enis Jackson (*1987)
 Stacey Driver (*1987)
 Will Hill (1988)
 Barry Redden (1989-90)
 Perry Phenix (#2001)
 Christian Morton (##2004)
 Dyshod Carter (2004)
 Jerome Harrison (2006-07)

36

Ed Ulinski (1946-49)
 Tommy Thompson (1950)
 Marion Motley (1952-53)
 Ed Modzelewski (1955-59)
 Billy Kinard (1956)
 Jamie Caleb (1960)
 Charley Scales (1962-65)
 Nick Pietrosante (1966-67)
 Dick Davis (1969)
 Steve Engel (1970)
 Henry Hynoski (1975)
 Eddie Payton (1977)
 Bill Jackson (1982)
 Stephen Braggs (1987-91)
 Vince Carreker (*1987)
 Fred Foggie (1992)
 Issac Booth (1994-95)
 Chris Akins (2001-02)
 Ron Israel (2003)
 Billy Blanchard (##2003)
 Corey McIntyre (##2004, 2005)
 Ben Emanuel (#2006)

37

George Groves (1946)
 Bob Kolesar (1946)
 Jamie Caleb (1965)
 Hugh McKinnis (1973-75)
 Chris Rockins (1984-87)
 Harlon Barnett (1990-92)
 Bennie Thompson (1994-95)
 Marcus Washington (##1999)
 Anthony Henry (2001-04)
 Mike Hawkins (2006)
 Justin Sandy (##2006)
 A.J. Davis (##2007)

38

Weldon Humble (1947-50)
 Bob Gaudio (1951)
 Maurice Bassett (1954)
 Sam Baker (1960-61)
 Stan Sczurek (1963-65)
 Larry Poole (1975-77)
 Johnny Davis (1982-87)
 Larry Mason (*1987)
 Alvin Horn (*1987)
 George Swann (*1987)
 Herbie Anderson (##1990)
 Odie Harris (1991-92)
 Antonio Langham (1994-95, 1999)
 Earthwind Moreland (2001)
 Glenn Sumter (##2002)

David Young (##2003)
 Therrian Fontenot (2006)
 Tim Mixon (##2007)

39

Alex Kapter (1946-47)
 Billy Pritchett (1975)
 Major Everett (1986, *1987)
 Stanley Carraway (*1987)
 Randy Hilliard (1990-93)
 Frank Harvey (##1994)
 Marlon Forbes (1999)
 Brandon Jennings (#2001)
 Michael Lehan (2003-05)
 Daven Holly (2006-07)

40

Jim Daniell (1946)
 Dub Jones (1952-55)
 Preston Carpenter (1956-59)
 Prentice Gautt (1960)
 Preston Powell (1961)
 Howard Cassady (1962)
 Jim Shorter (1962-63)
 Erich Barnes (1965-71)
 Preston Anderson (1974)
 Tom London (1978)
 Rod Perry (1983-84)
 Mike McCade (*1987)
 Kyle Kramer (1989)
 Lynn James (1991)
 Tarek Saleh (1999-00)

41

Ralph Smith (1965-68)
 Dave Jones (1969-71)
 Jerry Wilkinson (1980)
 Troy Wilson (*1987)
 Gary Wilkerson (##1989)
 Anthony Florence (1991)
 Tim Jacobs (1993-95)
 Travis Prentice (2000)
 Ricky Sharpe (##2004)
 Deryck Toles (##2004)
 Charles Ali (2007)

42

Chet Adams (1946-48)
 Derrell Palmer (1949-51)
 Tommy James (1952-55)
 Lowe Wren (1956-59)
 Bob Crespino (1961-63)
 Paul Warfield (1964-69, 1976-77)
 Gloster Richardson (1972-74)
 Dwight Walker (1982-84)
 Tim Manoa (1987-89)
 Calvin Pierce (*1987)
 Latin Berry (1991-92)
 Louis Riddick (1993-95)
 Terry Kirby (1999)
 Carl Fair (2001)
 Raymond Walls (2002)
 Terrelle Smith (2004-06)

43

Bob Smith (1955-56)
 Billy Kinard (1956)
 Volney Quinlan (1956)
 Ron Green (1967-68)
 Fair Hooker (1969-74)
 Mike Pruitt (1976-84)

Tony Baker (1986, 1988)
 Stacy Williams (*1987)
 Joe King (1991)
 John Brown III (##1992)
 Del Speer (1993-94)
 Vashone Adams (1995)
 George Jones (1999)
 Percy Ellsworth (2000-01)
 Calvin Pearson (2002)

44

Lou Rymkus (1946-51)
 Sherman Howard (1952)
 Don Phelps (1952)
 Don Shula (1952)
 John Pettibon (1955-56)
 Chet Hanulak (1957)
 Jim Shofner (1958-63)
 Leroy Kelly (1964-73)
 Earnest Byner (1984-88)
 Stefon Adams (1990)
 Lee Rouson (1991)
 Tommy Vardell (1992-95)
 Marc Edwards (1999-00)
 Mike Sellers (2001)
 Lee Suggs (2003-05)

45

Ray Piskor (1947)
 Ben Pucci (1948)
 Bill Willis (1949)
 John Kissell (1951)
 Bob Smith (1955)
 Leroy Bolden (1958-59)

ERNIE DAVIS**46**

Lou Groza (1946-51)
 Ace Loomis (1952)
 Billy Reynolds (1953-54, 1957)
 Henry Ford (1955)
 Bob White (1955)
DON FLEMING (1960-62)

47

Jamie Caleb (1960)
 Ricky Jones (1977-79)
 Larry Braziel (1982-85)
 Mike Crawford (*1987)
 Keith Bostic (1990)
 Barry Wilburn (1992)
 Tim Jacobs (1993)
 Ryan McNeil (1999)
 Rahshon Spikes (##2000)
 Scott Frost (2001)
 Alvin Morrow (#2001, ##2002)
 David Moretti (##2003)
 Dante Brown (##2004)
 Keith Willis (##2004)
 Lawrence Vickers (2006-07)

48

Ernie Blandin (1946-47)
 Forrest Grigg (1948-51)
 Chet Hanulak (1957)
 Preston Carpenter (1956)
 Milt Campbell (1957)
 Ernie Green (1962-68)
 Dave Sullivan (1973-74)
 John Pitts (1975)
 Ken Ellis (1977)
 Lawrence Johnson (1979-84)



D.D. Hoggard (1985-87)
 George Landry (*1987)
 Brian Washington (1988)
 Brian Kinchen (1991)
 Ken Swilling (##1992)
 Mark Bavaro (1992)
 Najee Mustafaafa (1993)
 Frank Hartley (1994-95)
 Selwyn Jones (##1994)
 Rod Monroe (##2000, 2001)
 Marvin Brown (##2002)
 Kevin McLeod (2003)
 Earnest Graham (##2003)
 Chris Clemons (##2004)
 Doug Ziegler (##2004)
 Sherrod Coates (2004)
 Andre Sommersell (##2004)

49

Len Simonetti (1946-48)
 Joe Spencer (1949)
 John Sandusky (1950-51)
 Bobby Mitchell (1958-61)
 Tom Wilson (1962)
 Walter Beach (1963-66)
 George Youngblood (1967)
 Alvin Mitchell (1968-69)
 Jim Hill (1975)
 Neal Craig (1975-76)
 Clinton Burrell (1979-84)
 Steve Lauter (*1987)
 Robert Lyons (1989)
 Bruce McGonnigal (1991)
 Clarence Williams (1993)
 Kyle Allamon (##2000)
 Shonn Bell (##2001)
 Chris Eitzmann (##2001)
 Keith Heinrich (2003-04)

50

John Yonakor (1946-49)
 Jim Martin (1950)
 Bob Oristaglio (1951)
 Hal Herring (1952)
 Tom Catlin (1953-54)
 Vince Costello (1957-66)
 John Garlington (1968-77)
 Don Goode (1980-81)
 Tom Cousineau (1982-85)
 Brad Van Pelt (1986)
 Lucius Sanford (1987)
 Mike Teifke (*1987)
 Van Waiters (1988-91)
 Frank Stams (1992-95)
 Michael Hamilton (2000)
 Barry Minter (2001)
 Earl Holmes (2002)
 Jeff Faine (2003-05)
 Rob Smith (2006)
 Colby Bockwoldt (2007)
 Marvin Philip (##2007)

51

Dale Lindsey (1965-72)
 Leo Tierney (1978)
 Eddie Johnson (1981-90)
 Gerald Dixon (1993-95)
 Lenoy Jones (1999, 2001)
 Ryan Taylor (2000)
 Lenoy Jones (2002)
 Chaun Thompson (2003-07)

52

George Young (1946-51)
 Frank Gatski (1952-56)
 Joe Amstutz (1957)
 Dave Lloyd (1959-61)
 Mike Lucci (1962-64)
 Billy Andrews (1967-74)
 Mel Long (1974)
 Dick Ambrose (1975-83)
 David Grayson (*1987)
 Nick Miller (1987)
 Ken Rose (1990)
 Richard Brown (1991-92)
 Pepper Johnson (1994-95)
 Brant Boyer (2001-2003)
 Clifton Smith (##2005)
 Matt Stewart (2006)

53

Alton Coppage (1946)
 Marshall Shurnas (1947)
 Frank Kosikowski (1948)
 Bill O'Connor (1949)
 Len Ford (1950-51)
 Frank Morze (1963)
 Bob Whitlow (1968)
 Tom Beautler (1970)
 Mel Long (1972-73)
 Bill Cowher (1980-82)
 Jim Dumont (1984)
 Stuart Anderson (1984)
 Anthony Griggs (1986-88)
 Tom Polley (*1987)
 Cedric Figaro (1991-92)
 Pepper Johnson (1993-94)
 John Thierry (1999)
 Rahim Abdullah (2000)
 Donnie Spragan (##2001)
 Jamal White (##2002)
 Mason Unck (2003-06)
 Kris Griffin (2007)

54

John Rokisky (1946)
 Tommy Thompson (1952-53)
 Tony Adamle (1954)
 Sam Palumbo (1955-56)
 Pete Perini (1955)
 Tom Catlin (1957-58)
 Bob Denton (1960)
 Sam Tidmore (1962-63)
 Fred Hoaglin (1966-72)
 Tom DeLeone (1974-84)
 Mike Junkin (1987-88)
 Jerry Parker (*1987)
 Kerry Owens (##1989)
 Randy Kirk (1991)
 Ed Sutter (##1992, 1993-95)
 Chester Burnett (2000)
 Tarek Saleh (2001)
 Andra Davis (2002-07)

55

John Harrington (1946)
 John Demarie (1967)
 Chuck Reynolds (1969-70)
 Dave Graf (1975-79)
 Curtis Weathers (1979, 1982-85)
 John Mohring (1980)
 Tim Crawford (*1987)

Jock Jones (1990-91)
 Rahim Abdullah (1999)
 Marty Moore (2000)
 Anthony Denman (2001)
 Barry Gardner (2003-04)
 Matt Stewart (2005)
 Willie McGinest (2006-07)

56

Dante Lavelli (1946-51)
 Don Steinbrunner (1953)
 Art Hunter (1957-59)
 John Morrow (1960-66)
 Bob Matheson (1967-70)
 Jim Romaniszyn (1973-74)
 Jack LaVeck (1975)
 Robert L. Jackson (1978-81)
 Chip Banks (1982-86)
 Dick Teets (*1987)
 David Grayson (1987-90)
 Lonnie Brockman (##1991)
 Leroy Smith (##1992)
 Bobby Abrams (1992)
 Mike Caldwell (1993-95)
 Ryan Taylor (##1999)
 Lenoy Jones (2000)
 Darren Hambrick (2002)
 Sherrod Coates (2003)
 Eric Westmoreland (2004)
 Justin Kurpeikis (##2005)
 Nick Speegle (2006)
 Antwan Peek (2007)

57

Clay Matthews (1978-93)
 Stevan Nave (*1987)
 Jason Kyle (1999)
 Dwayne Rudd (2001-02)
 Orantes Grant (2003)
 Warrick Holdman (2004)
 Jody Littleton (2005)

58

Mac Speedie (1946-51)
 Frank Morze (1962)
 Rick Kingrea (1971-72)
 Mark Johnson (1977)
 Clifton Odum (1980)
 Bruce Huther (1981)
 Scott Nicolas (1982-86)
 Cliff Hannemann (*1987)
 Clifford Charlton (1988-89)
 Marcus Cotton (1990)
 David Brandon (1991-93)
 Carl Banks (1994-95)
 Wali Rainier (1999-01)
 Ben Taylor (2002-05)
 D'Qwell Jackson (2006-07)

59

Alton Coppage (1946)
 Horace Gillom (1947-51)
 Wayne Meylan (1968-69)
 Rudy Kuechenberg (1970)
 Charlie Hall (1971-80)
 Kevin Turner (1982)
 Dale Carver (1983)
 David Marshall (1984)
 Mike Johnson (1986-93)
 James Capers (*1987)
 P.J. Killian (##1994)



Craig Powell (1995)
Kendall Ogle (1999)
Doug Colman (2000)
Kevin Bentley (2002-04)
Nick Speegle (2005)
Clifton Smith (2006)
Keith Adams (2007)

60

Otto Graham (1946-51)
Bill Willis (1952-53)
Harold Bradley (1954-56)
John Wooten (1959-67)
Al Jenkins (1969-70)
Bob Babich (1973-78)
Jeff Wiska (1986)
Al Baker (1987, 1989-90)
Lance Zeno (1992-93)
Doug Dawson (1994)
Jed Devries (##1994, 1995)
Shaun O'Hara (2000-2003)
Anthony Oakley (##2004)
Cosey Coleman (2005-06)
Melilia Purcell (##2007)

61

Dale Memmlaar (1964)
Joe Bob Isbell (1966)
Bob DeMarco (1972-74)
Al Dennis (1976)
Greg Fairchild (1978)
Mike Baab (1982-87, 1990-91)
Steve Everitt (1993-95)
Everett Lindsay (2000)
Terrence Sykes (##2001)
Qasim Mitchell (##2003)
John Nix (##2003)
Gerard Warren (2004)
Mike Pucillo (2005)
Isaac Sowell (2006, #2007)

62

Cliff Lewis (1946-51)
Lin Houston (1952-53)
Herschel Forester (1954-57)
Duane Putnam (1961)
Dale Memmlaar (1964-65)
Joe Taffoni (1967-70)
Chris Morris (1972-73)
Glen Holloway (1974)
Al Dennis (1977)
George Lilja (1984-86)
Mike Katolin (*1987)
Ben Jefferson (##1989, 1990)
Hayward Haynes (##1991)
Gene Williams (1993-94)
Eric Moore (1995)
Bill Duff (1999)
Steve Estes (##2000)
Paul Zukauskas (2001)
Craig Osika (2003, #2004)
Dwayne Ledford (##2005)
Lennie Friedman (2006-07)

63

Fred Robinson (1957)
Andy Cvercko (1963)
Mike Sikich (1971)
Joe Carollo (1972-73)
Barry Darrow (1974-78)
Cody Risien (1979-83, 1985-89)

Mark Krerowicz (##1985)
Jay Hilgenberg (1992)
Wally Williams (1994-95)
Brad Bedell (2000-01)
Jarvis Borum (##2002)
Dave Petruziello (##2003)
Kelvin Garmon (2004)
Joe Andruzzi (2005-06)
Cliff Louis (##2007)

64

Bud Schwenk (1946)
George Terlep (1948)
Abe Gibron (1952-56)
Don Goss (1956)
Jim Ray Smith (1957-62)
Ted Connolly (1963)
Tom Goosby (1963)
Jim Copeland (1967-74)
Joe Jones (1975-78)
George Buehler (1978-79)
Joe DeLamielleure (1980-84)
Frank Winters (1987-88)
Blake Wingle (*1987)
Tom Baugh (1989)
Tom Myslinski (##1992)
Houston Hoover (1993)
Mike Bedosky (#1994)
Sale Isaiia (#1995)
Dave Wohlabaugh (1999-02)
Ryan Pontbriand (2003-07)

65

Joe Skibinski (1952)
Chuck Noll (1953-59)
Stan Sheriff (1957)
Ed Bettridge (1964)
John Demarie (1967-75)
Henry Sheppard (1976-81)
Bob Gruber (1986)
John Askin (*1987)
Ralph Tamm (1990-91)
Rick Trumbull (##1991)
Rod Milstead (##1993)
Pulu Poumele (##1995)
Elliott Fortune (##1995)
Jim Budson (1999-00)
Richard Mercier (2001)
Kaulana Noa (##2002)
Tramaine Bingham (##2002)
Chad Mustard (##2002)
Ben Claxton (##2003)
Troy Andrew (##2003)
Kirk Chambers (2004-05)
Pete Loughheed (##2006)
Eric Steinbach (2007)

66

Lou Saban (1946)
Ermal Allen (1947)
Warren Lahr (1948)
Gene Donaldson (1953)
Gene Hickerson (1958-60, 1962-73)
Mike Seifert (1974)
Earl Edwards (1976-78)
Ted Petersen (1984)
Dave Sparenberg (*1987)
Tony Jones (1989-95)
Alex Bernstein (#1999)
Jeremy McKinney (#1999, 2001)
Paul Zukauskas (2002-2004)
Hank Fraley (2006-07)

67

Sidney Williams (1964-66)
Craig Wycinsky (1972)
Chuck Hutchison (1973-75)
Mike Morris (1990)
Chris Thome (1991-92)
Andy McCollum (##1994)
Quentin Neujahr (##1995)
John Jurkovic (1999)
Paul Snellings (##2000)
Tre' Johnson (2001)
Melvin Fowler (2002-04)
Fred Matua (##2006)
Greg Eslinger (##2007)

68

Ed Sharkey (1952)
Larry Stephens (1960-61)
Bob Pena (1972)
Robert E. Jackson (1975-85)
Darryl Haley (*1987, 1988)
Barry Lee (*1987)
Ted Banker (1989)
Ed King (1991-93)
Lonnie Palelei (##1995)
Chris Ruhman (1999)
Gannon Shepherd (##2001)
Chad Beasley (2002-2003)
Dave Yovanovitz (2005)
Seth McKinney (2007)

69

John Macerelli (1956)
Jim Kanicki (1963-69)
Pete Adams (1974, 1976)
Leo Biedermann (1978)
Joel Patten (1980)
Dan Fike (1985-92)
Doug Dawson (1994)
Roger Chanoine (1999-02)
J'Vonnie Parker (2005-06)

70

Gene Fekete (1946)
Spero Delllerba (1947)
Ollie Cline (1948)
Ed Sustersic (1949)
Emerson Cole (1950-51)
John Kissell (1952)
Don Colo (1953-58)
Francis O'Brien (1959)
Jim Prestel (1960)
Errol Linden (1961)
John Brown (1962-66)
Joe Righetti (1969-70)
Andy Frederick (1970)
Mack Mitchell (1975-78)
Jerry Wilkinson (1980)
Tom Hopkins (1983)
Larry Williams (1986-88)
Daryle Smith (1989)
Kevin Simons (##1989)
John Rienstra (1991-92)
Herman Arvie (1995)
Geno Bell (##1999)
Jon Harris (##1999)
Jeff Dyra (##2000)
Alvin McKinley (2001-02)
Enoch DeMar (2003-04)
L.J. Shelton (2005)
Nat Dorsey (2006-07)



71

Walter Johnson (1965-76)
 Jesse Turnbow (1978)
 Matt Miller (1980-82)
 #Bob Sikora (#1984)
 #Scott Bolzan (#1985)
 Ralph Van Dyke (*1987)
 Tom Gibson (1989-90)
 Leonard Burton (#1991)
 Jerome Brown (##1993)
 Mike Bedosky (1994)
 Jim Pyne (1999-2000)
 Terrance Sykes (#2001)
 Gaylon Hyder (2001)
 DeAngelo Lloyd (##2002)
 Chad Ward (##2002)
 Scot Osborne (#2003)
 Damion Cook (2004)
 Kelly Butler (2006, #2007)

72

Lou Saban (1947)
 Harry Jagade (1951)
 Derrell Palmer (1952-53)
 John Kissell (1954-56)
 Henry Jordan (1957-58)
 Sid Youngelman (1959)
 Floyd Peters (1959-62)
 Mike Bunda (1964)
 Jerry Sherk (1970-81)
 Dave Puzzoli (1983-87)
 Charles Buchanan (1988)
 John Buddenberg (##1989)
 Kevin Robbins (##1989, 1990)
 Bob Dahl (1992-95)
 Steve Zahursky (1999)
 Roman Oben (2000-01)
 Ryan Tucker (2002-07)

73

Floyd Peters (1959)
 Monte Clark (1963-69)
 Doug Dieken (1971-84)
 Keith Bosley (*1987)
 Gregg Rakoczy (1987-90)
 Frank Kmet (##1992)
 Herman Arvie (1993-94)
 Tim Goad (1995)
 Darius Holland (1999-00)
 Toby Myles (2001)
 Derrick Ham (2001)
 Joaquin Gonzalez (2002-04)
 Atlas Herrion (##2005)
 Alvin Smith (##2006)
 Joe Thomas (2007)

74

Gaylon Smith (1946)
 Tony Adamele (1947-51)
 Bob Gain (1952)
 Don Steinbrunner (1953)
 Mike McCormack (1954-62)
 Dick Modzelewski (1964-66)
 Bill Sabatino (1968)
 Mitch Johnson (1971)
 Carl Barisich (1973-75)
 Mike St. Clair (1976-79)
 Paul Farren (1983-91)
 Chris Luneberg (##1993)
 Tony Williams (1993)

Carlson Leomiti (##1994)
 Larry Webster (1995)
 Orlando Bobo (1999)
 James Brown (2000)
 Mark Smith (2001)
 Cedric Killings (#2001)
 Felipe Claybrooks (2001)
 Nick Eason (2004)
 Nat Dorsey (2005)
 Ulrich Winkler (##2006)
 Andrew Hoffman (##2006)

75

Jim McCusker (1963)
 Roger Shoals (1963-64)
 Bill Yanchar (1970)
 Wes Grant (1972)
 Allen Aldridge (1974)
 Stan Lewis (1975)
 Bob Lingenfelter (1977)
 Cleveland Crosby (#1980)
 Ray Bloch (#1981)
 Mark Buben (1982)
 Bill Contz (1983-86)
 Alex Carter (1987)
 Chris Pike (1989-90)
 Pio Sagapolutele (1991-95)
 Lomas Brown (1999)
 Steve Zahursky (2000)
 Damian Gregory (2002)
 David Thompson (##2003)
 Bo Lacy (##2004)
 Javiar Collins (#2004)
 Simon Fraser (2005-07)

76

Marion Motley (1946-51)
LOU GROZA (1952-59, 1961-67)

77

Willie Davis (1958-59)
 Dick Schafraith (1960-71)
 Fest Cotton (1972)
 Mark Igenfritz (1974)
 Ron East (1975)
 Lyle Alzado (1979-81)
 Matt Miller (1979, 1982)
 Rickey Bolden (1984-89)
 Ken Reeves (1990)
 Fred Childress (1992)
 Orlando Brown (1994-95, 1999)
 Ross Verba (2001-02, 2004)
 Kevin Shaffer (2006-07)

78

John Sandusky (1952-55)
 Art Hunter (1956)
 Willie McClung (1958-59)
 Gene Selawski (1960)
 Ed Nutting (1961)
 Frank Parker (1962-64, 1966-67)
 Bob McKay (1970-75)
 Mickey Sims (1977-79)
 Carl Hairston (1984-89)
 Rob Woods (1991)
 Dan Footman (1993-95)
 Tyrone Rogers (1999-04)
 Lance Nimmo (##2004)
 Ethan Kelley (2005-07)

79

Jerry Helluin (1952-53)
 Don King (1954)
 Bob Gain (1954-64)
 Jim Battle (1966)
 Bob Oliver (1969)
 George Wright (1972)
 Jerry Sullivan (1974-81)
 Bob Golic (1982-88)
 Mike Rusinek (*1987)
 Mike Graybill (1989)
 Dustin Quinton (##1991)
 Scott Rehberg (1999)
 Noel LaMontagne (2000)
 DeVone Claybrooks (2001)
 Barry Stokes (2002-03)
 Lewis Dawson (##2004)
 Pete McMahon (##2005)
 Zach West (##2007)

80

Al Akins (1946)
 Bob Cowan (1947-48)
 Warren Lahr (1949-51)
 Len Ford (1952-57)
 Dick Schafraith (1959)
 Jim Marshall (1960)
 Bill Glass (1962-68)
 Joe Jones (1970-71, 1973)
 Willie Miller (1975-76)
 Lawrence Williams (1977)
 Willis Adams (1979-85)
 Terry Greer (1986)
 Chris Kelley (*1987)
 Chris Dressel (##1988)
 Vernon Joines (1990)
 Lynn James (1991)
 Danny Peebles (1991)
 Shawn Collins (1992)
 Tom McLemore (1993-94)
 André Rison (1995)
 Ronnie Powell (1999)
 Aaron Shea (2000-03)
 Kellen Winslow (2004, 2006-07)

81

Leon Clarke (1960-62)
 Jim Garcia (1965)
 Jack Gregory (1967-71, 1979)
 Nick Roman (1972-74)
 Oscar Roan (1975-78)
 Harry Holt (1983-86)
 Derek Tennell (*1987, 1987-89)
 Scott Galbraith (1990-92)
 Michael Jackson (1994-95)
 Damon Gibson (1999)
 David Dunn (1999)
 Damon Dunn (1999)
 Lenzie Jackson (2000)
 Quincy Morgan (2001-04)
 Antonio Bryant (2004-05)
 Travis Wilson (2006, #2007)

82

Bill Lund (1946-47)
 Tommy James (1948-51)
 George Young (1952-53)
 Carlton Massey (1954-56)
 Frank Clarke (1957-59)
 Jim Houston (1960-72)



CLEVELAND BROWNS 2008 MEDIA GUIDE

Tim George (1974)
 Ozzie Newsome (1978-90)
 Irv Smith (1999)
 David Patten (2000)
 Ricky Dudley (2001)
 Steve Heiden (2002-07)

83

Darrel Brewster (1952)
 Doug Atkins (1953-54)
 Chuck Weber (1955-56)
 A.D. Williams (1960)
 Johnny Brewer (1961-67)
 Chip Glass (1969-73)
 Jubilee Dunbar (1974)
 Ricky Feacher (1976-84)
 Glen Young (1984)
 Fred Banks (1985)
 Glen Young (1987-88)
 Donnie Echols (*1987)
 Ray Butler (#1989)
 Leo Lewis (1990)
 Eugene Rowell (1990)
 Arthur Cox (1991)
 Darryl Ingram (1991)
 Mark Bavaro (1992)
 Mark Carrier (1993-94)
 Michael Bates (1995)
 Mark Campbell (1999-02)
 Keith Heinrich (##2003)
 Chad Mustard (2003)
 Aaron Shea (2004-05)
 Steve Sanders (##2006, ##2007)

84

Ray Terrell (1946-47)
 Ken Carpenter (1950-51)
 Horace Gillom (1952-56)
 Jim Ray Smith (1956)
 Bill Quinlan (1957-58)
 Paul Wiggin (1959-67)
 Marvin Upshaw (1968-69)
 Bob Briggs (1971-73)
 Jim Thaxton (1974)
 Gary Parris (1975-78)
 McDonald Oden (1980-82)
 Glenn Young (1984)
 Duriel Harris (1984)
 Webster Slaughter (1986-91)
 Keith Tinsley (*1987)
 Rico Smith (1992-95)
 Darrin Chiaverini (1999-00)
 Andre King (2001-04)
 Billy Miller (2005)
 Kendrick Mosley (##2005)
 Joe Jurevicius (2006-07)

85

Don Greenwood (1946-47)
 Ara Parseghian (1948-49)
 Ken Gorgal (1950)
 Charley Ferguson (1961)
 Clifton McNeil (1964-67)
 Homer Jones (1970)
 Frank Pitts (1971)
 Paul Staroba (1972)
 Ken Smith (1973)
 Dave Logan (1976-83)
 Bruce Davis (1984)
 Clarence Weathers (1985-88)

David Verser (*1987)
 Ray Williams (*1987)
 Lawyer Tillman (1989, 1992-93)
 Derrick Alexander (1994-95)
 Kevin Johnson (1999-03)
 C.J. Jones (##2003, ##2004)
 Buck Ortega (##2006)
 Jonny Harline (##2007)
 Richard Angulo (##2007)
 Brad Cieslak (##2007)

86

Lewis Mayne (1947)
 Dub Jones (1948-51)
 Dante Lavelli (1952-56)
 Paul Wiggin (1957-58)
 Bill Howton (1959)
 Gern Nagler (1960-61)
 Gary Collins (1962-71)
 Gerald Irons (1976-79)
 Dan Fulton (1981-82)
 Brian Brennan (1984-91)
 Terry Bell (*1987)
 Patrick Rowe (1992-93)
 Patrick Newman (1994)
 Walter Reeves (1995)
 Leslie Shepherd (1999)
 Dennis Northcutt (2000-06)
 Tim Carter (2007)

87

Fred Murphy (1960)
 Tom Hutchinson (1963-65)
 Eppie Barney (1967-68)
 Rich Jackson (1972)
 Curtis Weathers (1979-81)
 Tim Stracka (1983-84)
 Travis Tucker (1985-87)
 Clayton Buford (*1987)
 Ron Middleton (1989)
 John Talley (##1989, 1990-91)
 Jamie Holland (1992)
 Keenan McCardell (1992-95)
 Zola Davis (1999)
 Damon Dunn (2000)
 O.J. Santiago (#2000, 2001)
 Andre' Davis (2002-04)
 John Owens (#2005)
 Darnell Dinkins (2006-07)

88

Bob Steuber (1946)
 Mac Speedie (1952)
 Darrel Brewster (1952-58)
 Rich Kreitling (1959-63)
 Ron Duncan (1967)
 Ron Snidow (1968-72)
 Steve Holden (1973-76)
 John Smith (1979)
 Rocky Belk (1983)
 Darryl Lewis (1984)
 Reggie Langhorne (1985-91)
 Harold Stanfield (*1987)
 Brian Kinchen (1991-95)
 Ryan Collins (1999)
 James Dearth (##1999)
 JaJuan Dawson (2000-01)
 Frisman Jackson (2002-2003, 2005)
 Chad Mustard (2004)

89

Milt Morin (1966-75)
 Keith Wright (1978-80)
 Bobby Jones (1983)
 Preston Brown (1984)
 John Jefferson (1985)
 Gerald McNeil (1986-89)
 Louis Watson (*1987)
 Mike Oliphant (1990-91)
 Pete Holohan (1992)
 Steve Dark (##1993)
 Walter Reeves (1994-95)
 Harold Bishop (1995)
 Randy Palmer (1999)
 Bobby Brown (2000)
 Jammi German (2001)
 Jake Moreland (2001)
 Darnell Sanders (2002-2003)
 Richard Alston (2004)
 Paul Irons (2005)

90

Edgar Jones (1946-49)
 Rex Bumgardner (1950-51)
 Reggie Craig (1977)
 Marshall Harris (1980-82)
 Ralph Malone (1986)
 Rob Burnett (1990-95)
 James Williams (1999)
 Keith McKenzie (2000-01)
 Mark Word (2002-2003)
 Corey Jackson (2004)
 David McMillan (2006-07)

91

Henry Bradley (1979-82)
 Sam Clancy (1985-88)
 Darryl Sims (*1987)
 Rick Aeilts (##1989)
 John Thornton (1991)
 Marcus Spriggs (1999-2000, #2001)
 Felipe Claybrooks (2003, ##2004)
 Andrew Hoffman (##2005)
 Jovan Haye (#2006)
 Charlton Keith (##2006)
 Shaun Smith (2007)

92

Tom Colella (1946-48)
 Les Horvath (1949)
 Dom Mosselle (1950)
 Rich Dimler (1979)
 Mike Robinson (1981-82)
 Dave Butler (*1987)
 Michael Dean Perry (1988-94)
 Tau Papua (#1995)
 Roy Barker (1999)
 Courtney Brown (2000-04)
 David McMillan (2005)
 Ted Washington (2006-07)

93

Ron Crews (1980)
 Scott Cooper (*1987)
 Mike Wise (1991)
 Jerry Ball (1993, 1999)
 Travis Hill (1994-95)
 Stalin Colinet (1999-01)
 Mark Smith (2001-02)
 Cedric Scott (2002)



Michael Myers (2003-04)
 Orien Harris (2006)
 Louis Leonard (2007)

94

Jim Dewar (1947)
 Dean Sensenbaugher (1948)
 Don Phelps (1950-51)
 Elvis Franks (1980-84)
 Robert Brannon (*1987)
 Rusty Guilbeau (1987)
 Bob Buczkowski (1990)
 Frank Conover (1991)
 Bill Johnson (1992-94)
 Mike Frederick (1995)
 Derrick Alexander (1999)
 Gerard Warren (2001-2003)
 Amon Gordon (2004)
 Orlando Ruff (2005)
 Leon Williams (2006-07)

95

James White (#1985)
 Marlon Jones (1987-89)
 Calvin Wallace (*1987)
 Rick Lyle (1994, #1995)
 Jamir Miller (1999-02)
 Antonio Garay (2003)

Jason Fisk (2005)
 Kamerion Wimbley (2006-07)

96

Don Shula (1951)
 Reggie Camp (1983-87)
 Andrew Stewart (1989)
 James Jones (1991-94)
 Mike Thompson (1999-00)
 Greg Spires (2001)
 Kenard Lang (2002-05)
 Babatunde Oshinowo (2006)
 Bobby Hamilton (2007)

97

Tom Brown (1981-83)
 Mike Kovaleski (*1987)
 Robert Banks (1989-90)
 Ernie Logan (1991-93)
 Romeo Bandison (#1994-95)
 Chad Eaton (#1995)
 Ryan Kuehl (1999-02)
 Alvin McKinley (2003-06)
 Chase Pittman (##2007)

98

Carl Taseff (1951)
 Aaron Moog (*1987)
 Anthony Pleasant (1990-95)

Arnold Miller (1999-00)
 Thomas Pittman (##2003)
 Corey Jackson (##2003)
 Ebenezer Ekuban (2004)
 Nick Eason (2005-06)
 Robaire Smith (2007)

99

Fred Evans (1946)
 Bill Boedecker (1947-49)
 Keith Baldwin (1982-85)
 Darryl Sims (*1987, 1987-88)
 Johnie Cooks (1991)
 Alvin Wright (1992)
 Rich McKenzie (1995)
 Hurvin McCormack (1999)
 Orpheus Roye (2000-07)

**BOLD CAPS DENOTES
 RETIRED NUMBERS**

* Denotes replacement player during 1987 players' strike.

On active roster, but did not play in a game.

On practice squad, but did not play in a game.

RETIRED UNIFORM NUMBERS**#14 OTTO GRAHAM**

From 1946-1955, Otto Graham guided the Browns to 10 league crowns and NFL Championships in 1950, 1954 and 1955. He led the NFL in passing for two seasons and recorded 23,584 career passing yards. In 1953, Graham finished the season with a 64.73 completion percentage, the highest in club history. He was an All-League selection from 1951-55. Graham was inducted in the Pro Football Hall of Fame in 1965.

**#32 JIM BROWN**

Brown was the NFL's leading rusher in eight seasons and holds the Browns franchise record for career rushing yards, attempts and touchdowns. An All-America selection from Syracuse in 1956, Brown was named NFL Rookie of the Year in 1957. He participated in nine consecutive Pro Bowls from 1958-66 and was voted NFL most valuable player in 1958 and 1965. Brown was inducted in the Pro Football Hall of Fame in 1971.

**#45 ERNIE DAVIS**

After being selected first in the 1961 NFL draft, the Browns acquired Ernie Davis in a trade with the Washington Redskins. Tragically, Davis passed away two years later from leukemia and never played a professional game. A star running back from Syracuse, Davis was the first African-American to win the Heisman Trophy in 1961 and guided the Orangemen to their only national championship the same year.

**#46 DON FLEMING**

Don Fleming was selected by the Chicago Cardinals in the 28th round of the 1959 NFL draft. He was traded to the Browns in 1960 and was a mainstay at the safety position. From 1960-63, Fleming intercepted 10 passes and was named to The Sporting News All-AFC team in 1962. During the 1963 offseason, Fleming and a co-worker were sadly electrocuted working a construction job. His passing came a few weeks after Ernie Davis' death.

**#76 LOU GROZA**

Lou Groza is Cleveland's top scorer with 1,349 points on 234 FGs, 641 PATs and one TD. He scored at least one point in 107 consecutive games and his last-second field goal sealed the 1950 NFL Championship for the Browns. Originally an offensive left tackle, Groza suffered a back injury which converted him into a kicking specialist from 1961-67. He was an All-NFL tackle on six occasions and was the NFL Player of the Year in 1954. Groza was inducted in the Pro Football Hall of Fame in 1974.



HEAD COACHES' RECORDS

YEARS	COACH	LEAGUE	REGULAR SEASON				PLAYOFFS				COMBINED RECORD			
			W	L	T	%	W	L	T	%	W	L	T	%
1946-49	Paul Brown	AAFC	47	4	3	.898	5	0	0	1.000	52	4	3	.907
1950-62	Paul Brown	NFL	111	44	5	.709	4	5	0	.444	115	49	5	.695
1946-62	Paul Brown	NFL/AAFC	158	48	8	.757	9	5	0	.643	167	53	8	.750
1963-70	Blanton Collier	NFL	76	34	2	.688	3	4	0	.429	79	38	2	.672
1971-74	Nick Skorich	NFL	30	24	2	.556	0	2	0	.000	30	26	2	.534
1975-77	Forrest Gregg	NFL	18	23	0	.439	0	0	0	.000	18	23	0	.439
1977	Dick Modzelewski *	NFL	0	1	0	.000	0	0	0	.000	0	1	0	.000
1978-84	Sam Rutigliano	NFL	47	50	0	.485	0	2	0	.000	47	52	0	.475
1984-88	Marty Schottenheimer	NFL	44	27	0	.620	2	4	0	.333	46	31	0	.597
1989-90	Bud Carson	NFL	11	13	1	.460	1	1	0	.500	12	14	1	.463
1990	Jim Hofner *	NFL	1	6	0	.143	0	0	0	.000	1	6	0	.143
1991-95	Bill Belichick	NFL	36	44	0	.450	1	1	0	.500	37	45	0	.451
1999-00	Chris Palmer	NFL	5	27	0	.156	0	0	0	.000	5	27	0	.156
2001-04	Butch Davis	NFL	24	35	0	.407	0	1	0	.000	24	36	0	.400
2004	Terry Robiskie*	NFL	1	4	0	.250	0	0	0	.000	1	4	0	.200
2005-07	Romeo Crennel	NFL	20	28	0	.417	0	0	0	.000	20	28	0	.417
Team Totals in NFL			424	360	10	.540	11	20	0	.355	435	380	10	.533
Team Totals in AAFC			47	4	3	.898	5	0	0	1.000	52	4	3	.907
Team Totals in NFL/AAFC Combined			471	364	13	.563	16	20	0	.444	487	384	13	.558

* Interim Head Coaches

ASSISTANT COACHES (1946-95, 1999-2007)

Ernie Adams - 1991-95	Jeff Davidson - 2005-06	Howard Keys - 1970-71
Dave Adolph - 1979-84, 1986-88	Billy Davis - 1999	Joe Kim - 2000
Bruce Arians - 2001-03	Charlie Davis - 1986-87	Billy Kinard - 1976-77
Dave Atkins - 2005-07	Alan DeGennaro - 2007	Rich Kotite - 1978-82
Phil Banko - 2001-04	Rod Dowhower - 1994	Greg Landry - 1985
Jim Bates - 1991-93, 1995	Bill Edwards - 1947-48	Paul Lanham - 1989-90
Raymond Berry - 1976-77	George Edwards - 2004	Umberto Leone - 2007
Tom Bettis - 1985	Dick Evans - 1960-63	Dale Lindsey - 1974
Paul Bixler - 1954-62	Weeb Ewbank - 1949-53	John Lott - 2005-06
Don Blackmon - 1991	Jon Fabris - 2000	Anthony Lynn - 2007
Todd Bowles - 2001-04	Mike Faulkner - 1990	Marwan Maalouf - 2005-06
Zeke Bratkowski - 1990	Foge Fazio - 2001-02	Dick MacPherson - 1978-80
Ray Braun - 1988	Kirk Ferentz - 1993-95	Mike Mangini - 1995
Chuck Bresnahan - 1994-95	Len Fontes - 1980-82	Richard Mann - 1985-93
John Brickels - 1946-48	Dick Gallagher - 1947-49, 1955-59	Steve Marshall - 2007
Howard Brinker - 1952-73	Jim Garrett - 1978-84	Richie McCabe - 1971-75
Clarence Brooks - 1999	Doug Gerhart - 1975	Todd McNair - 2001-03
Buck Buchanan - 1978	Todd Grantham - 2005-07	Randy Melvin - 2005-07
Jacob Burney - 1994-95	Fred Graves - 2004	Mark Michaels - 1999-00
Jerry Butler - 1999-00	Ernie Green - 1969	Creighton Miller - 1946
Keith Butler - 1999-02	Forrest Gregg - 1974	John Mitchell - 1991-93
Dave Campo - 2003-04	Al Groh - 1992	Dick Modzelewski - 1968-77
Pete Carmichael - 2000	Lou Groza - 1968-69	Buddy Morris - 2002-04
Pete Carmichael Jr. - 2000	Paul Hackett - 1981-82	Howard Mudd - 1983-88
Maurice Carthon - 2005-06	Steve Hagen - 2001-04	Tom Myslinski - 2004, 2007
Wes Chandler - 2007	Ray Hamilton - 2001-02	Bob Nussbaumer - 1966-71
Rob Chudzinski - 2004, 2007	Mike Haluchak - 2005-07	Scott O'Brien - 1991-95
Ben Coates - 2005-06	Fritz Heisler - 1946-70	Tom Olivadotti - 1985-86
Blanton Collier - 1946-53, 1962, 1975-76	Pat Hill - 1993-95	Chuck Pagano - 2001-04
William (Red) Conkright - 1946	Jerry Holmes - 1999-00	Bob Palcic - 1999
Walt Corey - 1975-77	John Hufnagel - 1999-00	Andre Patterson - 2003-04
Bill Cowher - 1985-88	Jed Hughes - 1989	Clancy Pendergast - 2003
Carl Crennel II - 2005-06	Rod Humenuik - 1975-82	Joe Pendry - 1985-88
Romeo Crennel - 2000	Hal Hunter - 1989-92	Ray Perkins - 1999-00
Steve Crosby - 1985, 1991-95	Lindy Infante - 1986-87	John Petercuskie - 1978-84
John David Crow - 1972-73	Taver Johnson - 2004	Rob Phillips - 2001-04
Ted Daisher - 2007	Stan Jones - 1989-90	Mike Pitts - 2000
Joe Daniels - 1983-84	William (Dub) Jones - 1963-67	Kennedy Pola - 2004
	Tim Jorgensen - 1999-01	Fran Polsfoot - 1972-74



Joe Popp – 1989-90
 Dick Portee – 1999
 Tom Pratt – 1981-88
 Ray Prochaska – 1971-72
 Dan Radakovich – 1989-90
 Dave Redding – 1982-88
 Alfredo Roberts – 2007
 Terry Robiskie – 2001-06
 Jerry Rosburg – 2001-06
 Keith Rowen – 1984
 Nick Saban – 1991-94
 Phil Savage – 1991-93
 Joe Scannella – 1982-84
 Rip Scherer – 2005-07
 Kurt Schottenheimer – 1987-88
 Marty Schottenheimer – 1980-84
 George Sefcik – 1975-77, 1989-90
 John Settle – 1995

Mike Sheppard – 1993-95
 Jim Shofner – 1978-80, 1990
 Jerry Simmons – 1991-95
 Nick Skorich – 1964-70
 Bob Slowik – 1999
 Aril Smith – 1999
 Carl Smith – 2001-03
 Jerry Smith – 1973
 Tom Spann – 1995
 Tony Sparano – 1999-00
 Kevin Spencer – 1991-94
 Mike Sullivan – 2001-04, 2007
 Al Tabor – 1972-77
 Lionel Taylor – 1989-90
 Timmy Temerario – 1950-51
 John Teerlinck – 1989-90
 Gary Tranquill – 1991-93
 Marc Trestman – 1988-89

Bob Trott – 2005-07
 Mel Tucker – 2005-07
 Jeff Uhlenhake – 2005-06
 Ed Ulinski – 1954-70
 Cory Undlin – 2005-07
 Jim Vecchiarella – 1990
 Rick Ventura – 1994-95
 Frank Verducci – 2007
 Bob Voigts – 1946
 Darvin Wallis – 1983-88
 Larry Weaver – 1983
 Chuck Weber – 1978-79
 Ken Whisenhunt – 1999
 Woody Widenhofer – 1993-94
 Jerry Williams – 1971
 Dick Wood – 1974
 Gary Wroblewski – 1989-90
 Larry Zierlein – 2001-04

DRAFT CHOICES

1950

1. Carpenter, Ken (HB) Oregon State; 2a. Sandusky, John (OT/DT) Villanova (choice acquired from Detroit for rights to HB Doak Walker, drafted by Browns in 1949); 2b. Martin, Jim (OE/OT) Notre Dame; 3. Robinson, Jimmy Joe (HB) Pittsburgh; 4. Wilson, Bob "Red" (C/OE) Wisconsin; 5. Phelps, Don "Dopey" (HB) Kentucky; 6. Gorgal, Ken (QB) Purdue; 7. Carter, Win (FB) Missouri; 8. Frizzell, Russ (T) Tulsa; 9. Duncan, Jim (OE) Wake Forest; 10. O'Pella, Frank (HB/LB) William & Mary; 11. Plotz, Bob (G) Pittsburgh; 12. Cole, Emerson (FB) Toledo; 13. Wright, Rupe (G) Baylor; 14. Harrington, Packard (C) St. Mary's; 15. Meland, Ted (G) Oregon; 16. King, William "Art" (QB) Ball State; 17. McKinney, Hal (G) Missouri Valley; 18. Travue, Joe (HB) Louisville; 19. Songin, Ed "Butch" (QB) Boston College; 20. Hackney, John (G) Murray State; 21. Vogts, Leroy (OG) Washington U. (St. Louis); 22. Dowling, Jim (G) Santa Clara; 23. Moselle, Dom (HB) Superior State; 24. Woodland, Jack (HB) Bowling Green; 25. Brasher, Jim (C) Maryland; 26. Toogood, Charley (T) Nebraska; 27. Gray, Dick (HB) Oregon State; 28. Pyle, Billy (HB) Texas; 29. Schnellker, Bob (E) Bowling Green; 30. Massey, Jim (HB) Detroit.

1951

1. Konz, Kenny (HB/S) LSU; 2. Curtis, Ernest "Bucky" (OE) Vanderbilt; 3. Helluin, Jerome (T) Tulane; 4a. Oristaglio, Bob (FL) Pennsylvania (choice acquired from San Francisco as payment for E Gordon Soltau); 4b. Smith, Bob (FB) Texas A&M (choice acquired from Green Bay for HB/DB Bill Boedeker); 4c. Donovan, Artie (T) Boston College; 5. Loomis, Ace (B) LaCrosse State; 6. Rogas, Dan (G) Tulane; 7a. Holdash, Irving (C) North Carolina (choice acquired from New York Yankees for John Yonakor); 7b. Michaels, Walt (HB) Washington & Lee; 8a. Clark, Max (HB) Houston (choice acquired from Green Bay for QB Tom O'Malley); 8b. Spinney, Art (E) Boston College; 9a. Toler, Burrell (G) San Francisco (choice acquired from Detroit for E Jim Duncan); 9b. Shula, Don (DB) John Carroll; 10. Gierula, Chet (G) Maryland; 11. Custis, Bernie (B) Syracuse; 12a. Seillers, Milan (HB) Florida State (choice acquired from Detroit Lions for FB Chuck Schroll); 12b. Kirtley, Stew (E) Morehead State; 13. Voskuhl, Bob (C) Georgetown College (Ky.); 14. Cernoch, Rudy (T) Northwestern; 15. Skibinski, Joe (G) Purdue; 16. Pasky, Ed (QB) South Carolina; 17. Kane Leroy (HB) Dayton; 18. De Roin, Rube (C) Oklahoma A&M; 19. Solari, Ray (G) California; 20. Crocher, Jack (B) Tulsa; 21. Stone, Ray (E) Texas; 22. Taseff, Carl (FB) John Carroll; 23. Champion, Johnny (HB) SMU; 24. Benner, Wayne (HB) Florida State; 25. Knispel, John (T) LaCrosse State; 26. Williams, Fred (T) Arkansas; 27. Jones, Jack (HB) Livingston State; 28. Thrift, Roger (HB) East Carolina; 29. Driver, Bill (QB) Florida State; 30. Averno, Sisto (G) Muhlenberg.

1952

1a. Rechichar, Bert (DB) Tennessee (choice acquired from Detroit for E/T Jim Martin); 1b. Agganis, Harry (QB) Boston U.; 2. Hughes, Bill (LB) Michigan State; 3a. Klosterman, Don (QB) Loyola (Calif.) (choice acquired from New York Yankees); 3b. Campanella, Joe (DT) Ohio State; 4a. Renfro, Ray (HB) North Texas State; 4b. Costa, Elmer (T) North Carolina State; 5. Jankovich, Keever (E) College of Pacific; 6. Shields, Burrell (DB) John Carroll; 7. Pace, John (T) Mississippi State; 8a. Williams, Stan (E) Baylor (choice acquired from New York Yankees); 8b. Forester, Herschel (G) SMU; 9. Finnell, Bob (B) Xavier; 10. Ribiero, Pat (T) College of Pacific; 11. Logan, Dick (T) Ohio State; 12. Thompson, Roy (B) Florida State; 13. Cosgrove, Tom (C) Maryland; 14. Ruzich, Steve (G) Ohio State; 15. Alpin, Holland (E) Tampa U.; 16a. Neathery, Herb (HB) Illinois (choice acquired from Detroit); 16b. Rowland, Ed (T) Oklahoma; 17. Schatz, Stewart (T) Penn State; 18. Mirchi, Ken (G) Santa Clara; 19a. Talarico, Sam (T/G) Indiana (choice acquired from San Francisco); 19b. Maccioli, Mike (B) Purdue; 20. Brandenberry, Bob (B) Kansas; 21. Calhoun, Dick (DT) Baylor; 22. Johnson, Howard "Corky" (T) Santa Barbara State; 23a. Greene, Don (T) Miami (Ohio); 23b. Robertson, Bobby (HB/P) Indiana; 24. Wren, Lowe "Junior" (B) Missouri; 25. Reddell, Billy (B) Florida; 26. Vernasco, Joe (E) Illinois; 27. Maletzky, Bill (G) Maryland; 28. Pietro, John (G) Brown; 29. Klevay, Walt (B) Ohio State; 30. Saban, John (FB) Xavier.

1953

1. Atkins, Doug (DT) Tennessee; 2. Reynolds, Billy (HB) Pittsburgh; 3a. Bruney, Fred (HB) Ohio State; 3b. Donaldson, Gene (G) Kentucky (choice acquired from Detroit Lions for B Robert Smith); 4a. Hietikko, Jim (T) Ohio State (choice acquired from Dallas Texans for QB Don Klosterman); 4b. Tamburo, Dick (C/LB) Michigan State; 5. Van Doren, Bob (E) Southern California; 6. Steinbrunner, Don (C/LB) Washington State; 7. Filipksi, Gene (B) Army



and Villanova; 8. Massey, Carlton (E) Texas; 9. McNamara, Bob (E) Minnesota; 10. Natali, Elmo (FB) California State (Pa); 11. Hilinski, Dick (T) Ohio State; 12. Willhoite, Elmer (G) Southern California; 13. Fiss, Galen (LB) Kansas; 14. Nagler, Gern (E) Santa Clara; 15. Carson, Johnny (E) Georgia; 16. Kuykendall, Eric (FB) Illinois; 17. Bean, George (B) Utah; 18. Batten, Dick (T) College of Pacific; 19. Cain, Tom (G) Colorado; 20. Noll, Chuck (T) Dayton; 21. Crockett, Bill (G) Rice; 22. Looper, Byrd (B) Duke; 23. Kent, Ronnie (B) Tulane; 24. Labenda, John (T) Wittenberg; 25. Ellis, Jim (B) Michigan State; 26. Hoag; Charley (B) Kansas; 27. Sisco, Jack (C) Baylor; 28. Verkirk, Ray (T) North Texas State; 29. Hobson, Clell (B) Alabama; 30. Myers, Andy (G) Tennessee.

1954

Bonus Selection: Garret, Robert (QB) Stanford. 1. Bauer, John (G) Illinois; 2. Hanulak, Chester "Chet" (HB) Maryland; 3. Bassett, Maurice (FB) Langston U; 4. Hilgenberg, Jerry (C) Iowa; 5. Lucky, William (T) Baylor; 6a. Smith, James (T) Baylor (choice acquired from Baltimore for C Tom Cosgrove); 6b. Jenkins, Asa (FB) Toledo; 7. Miller, Donald (HB) SMU; 8a. Barbish, William (HB) Tennessee (choice acquired from San Francisco for DB Fred Bruney); 8b. Harris, Charles (HB) Georgia; 9. Jones, Thomas (HB) Miami (Ohio); 10a. Goss Donald (G) SMU (choice acquired from San Francisco for T/E Bob Van Doren); 10b. Pagna, Thomas (HB) Miami (Ohio); 11. Schuebel, Max (T) Rice; 12. Bruenich, Thomas (T) Maryland; 13. Cummins, George (LB) Tulane; 14. Head, James (FB) Iowa; 15. Lyssy, Chester (B) Hardin-Simmons; 16. Raidel, Richard (G) Kent State; 17. Chapman, Howard (T) Florida; 18. Wohrman, William (B) South Carolina; 19. Taylor, John (C) Austin; 20. Pierce, Hugh (C) North Carolina State; 21. Baughman, James (G) Illinois; 22. Caudle, Lloyd (B) Duke; 23. Mischak, Robert (E) Army; 24. Grambling, John (QB) South Carolina; 25. Hughes, Thomas (T) VPI; 26. Lundy, Joseph (G) Kansas; 27. Mapp, John (B) VMI; 28. Vergara, Vincent (B) Syracuse; 29. Carter, Troy (B) VMI.

1955

1. Burris, Kurt (C/LB) Oklahoma; 2. Renfro, Weldon "Dean" (HB) North Texas State; 3a. Hall, John (DT/LB) Iowa (choice acquired from Chicago Bears with B Fred Morrison for B Harry Jagade); 3b. Freeman, Bob (QB) Auburn; 4a. Reynolds, Paul (HB) Notre Dame (choice acquired from Green Bay for T Jerome Helluin); 4b. Palumbo, Sam (DT/LB) Notre Dame; 5. Dandoy, Aramis (HB) USC; 6. Bolden, Leroy (HB) Michigan State; 7. Locklear, Jack (C/LB) Auburn; 8. (choice traded to Detroit for E Marion Gaskin); 9. Ford, Henry (HB) Pittsburgh; 10. Dillon, Glen (OE) Pittsburgh; 11. Knebel, Eric (T) SMU; 12. Eaton, Jack (T) New Mexico; 13. Borton, John (QB) Ohio State; 14. Robinson, Fred (G) Washington; 15. Smith, Bob (HB) Nebraska; 16. Suchy, Don (C) Iowa; 17. Leonard, Bob (FB) Purdue; 18. Champlin, Steve (T) Oklahoma; 19. Ebert, Tom (E) Kansas State; 20. Proctor, William (T) Florida State; 21. Spinks, Richard (HB) Texas Tech; 22. Stone, Gerald (T) Southeast Louisiana; 23. Greer, James (E) Elizabeth City; 24. Matsock, John (HB) Michigan State; 25. Lindo, Ernie (HB) College of Pacific; 26. Fife, Don (C) Purdue; 27. Baldwin, Bobby (B) Sam Houston State; 28. Tokus, Ed (E) Georgia; 29. Robinson, Tex (HB) Temple; 30. Leachman, Lamar (C) Tennessee.

1956

1. Carpenter, Preston (HB) Arkansas; 2. Kinard, Billy (DB) Mississippi; 3a. Ross, Larry (E) Denver (choice acquired from Chicago with Bears' 6th choice for DT Doug Atkins and QB Ken Gorgal); 3b. Quinlan, William (E) Michigan State; 4. Moss, Bob (HB) West Virginia; 5. Clarke, Frank (E) Colorado; 6a. Plunkett, Sherman (E) Maryland State (choice acquired from Chicago with Bears' 3rd choice for DT Doug Atkins and QB Ken Gorgal); 6b. Wiggan, Paul (T) Stanford; 7. Griffith, Charles (E) USC; 8. Hellyer, Len (HB) Marshall; 9. Hecker, Jack (OE) Bowling Green; 10. Rayburn, Ed (T) Rice; 11. Underdunk, William (T) West Virginia; 12. Javernick, Harry (T) Colorado; 13. Furey, Jim (C) Kansas State; 14. Sidwell, Charles (B) William & Mary; 15. Davis, Willie (G) Grambling; 16. Cooper, Thurlow (E) Maine; 17. West, Ed (QB) North Carolina; 18. Carroll, Harold (FB) Western Reserve; 19. Sebest, John (B) E. Kentucky and Pittsburgh; 20. Mobra, Joe (E) Oklahoma; 21. Kaphis, Eugene (E) Notre Dame; 22. Brown, Samuel (HB) UCLA; 23. Althouse, Don (E) Syracuse; 24. Hughes, Jim (G) San Jose State; 25. Davenport, Bob (FB) UCLA; 26. Kammerman, Jack (E) Utah; 27. Dwyer, Ed (E) Purdue; 28. Sparks, Oliver (G) Iowa State; 29. Bajtos, John (E) Northwestern and Vanderbilt; 30. Bartholomew, Robert (T) Wake Forest.

1957

1. Brown, Jim (FB) Syracuse; 2. Plum, Milt (QB) Penn State; 3. Walker, George (QB) Arkansas; 4. Camera, Paul (OE) Stanford; 5a. Jordan, Henry (OT) Virginia (choice acquired from Green Bay for HB Chester Lyssy); 5b. Campbell, Milt (HB) Indiana; 6a. Amstutz, Joe (C) Indiana (choice acquired from Green Bay for T George Cummins); 6b. Martin, Harley (T) California; 7a. Hickerson, Gene (OT) Mississippi; 7b. Rotunno, Mike (C) Michigan (Chicago Cardinals' choice acquired from N.Y. Giants for B Gene Filipksi); 8. Gillis, Dan (C) Rice; 9. Comstock, Don (B) Alabama; 10. Reinhart, Robert (QB) San Jose State; 11. Cummings, William (T) Ohio State; 12. Spitzenberger, Rudy (G) Houston; 13. Sansom, Jerry (E) Auburn; 14. Feller, Don (B) Kansas; 15. Kaiser, Dave (E) Michigan State; 16. Bayuk, John (B) Colorado; 17. Tamburello, Frank (QB) Maryland; 18. Torczon, Laverne (G) Nebraska; 19. Ploen, Kenneth (QB) Iowa; 20. Stillwell, Jack (E) North Carolina; 21. Juneau, Curry (E) Mississippi Southern; 22. Winters, Bob (B) Utah State; 23. Frazer, Jim (T) Hampden-Sydney; 24. Napoleon, Allen (B) Stanford; 25. Dimitroff, Tom (QB) Miami (Ohio); 26. Bliss, Allen (E) Miami (Ohio); 27. Okulovich, Andy (QB) Ohio State; 28. Cockrell, Gene (T) Hardin-Simmons; 29. Trozzo, William (T) West Virginia; 30. McKiever, Bob (B) Northwestern.

1958

1. Shofner, Jim (DB) TCU; 2. Mitchell, Charles (G) Florida; 3a. (Browns choice traded to Chicago Bears for QB James Haluska); 3b. Guy, Melvin (T) Duke (choice acquired from Detroit for C Frank Gatski); 4. Ninowski, Jim (QB) Michigan State; 5a. Funston, Farrell (OE) College of Pacific; 5b. Gibbons, Jim (OE) Iowa (choice acquired from Detroit with RB Lew Carpenter for LB Roger Zatkoff); 6. Wulff, James (HB) Michigan State; 7. Mitchell, Bob (HB) Illinois; 8. Lattimore, Bert (E) Duke; 9. Parrish, Bernie (DB) Florida; 10. Russavage, Leo (T) North Carolina; 11. Bowermaster, Russ (OE) Ohio State; 12. Brodhead, Robert (QB) Duke; 13. Williams, Hal (B) Miami (Ohio); 14. Miller,



Ken (T) TCU; 15. Hoelscher, Howard (FB) Rice; 16. Cornelison, Jerry (T) SMU; 17. Osborn, Roddy (HB) Texas A&M; 18. Johnson, Alvin Peter (T) Idaho; 19. Brown, Ed (G) Arizona; 20. Serieka, Edward (B) Xavier; 21. Martin, William (E) Iowa State; 22. Renn, Robert (HB) Florida State; 23. Verkey, Dan (T) Washington State; 24. O'Connor, Jim (T) Marshall College; 25. Peters, Robert (HB) Baylor; 26. Thompson, Frank (T) Wake Forest; 27. Thelan, Dave (HB) Miami (Ohio); 28. Boykin, William (T) Michigan State; 29. Czapl, Frank (T) Missouri; 30. Svendsen, Bernard (C) Minnesota.

1959

1. Kreitling, Rich (OE) Illinois; 2. Schafrath, Dick (OT) Ohio State; 3. O'Brien, Francis (OT) Michigan State; 4a. Prahst, Gary (OE) Michigan (choice acquired from Green Bay for E Len Ford); 4b. Lloyd, Dave (C) Georgia; 5a. Wooten, John (G) Colorado (choice acquired from Detroit for E Jim Gibbons); 5b. LeBeau, Dick (DB) Ohio State; 6a. Prestel, James (T) Idaho (choice acquired from New York for G Bob Mischak); 6b. Denton, Bob (DE) College of Pacific; 7. Miller, Gene (T) Rice; 8a. Ptacek, Robert (QB) Michigan (choice acquired from Chicago Cardinals for C Don Gillis); 8b. (choice traded to Green Bay for E Dick Deschaine); 9. Wilson, Kirk (P/K) UCLA; 10. Zeman, Robert (B) Wisconsin; 11. King, Gerald (G) Kent State; 12. Palandrani, Francis (T) North Carolina State; 13. Reese, Ray (LB) Bowling Green; 14. Dubenion, Elbert (HB) Bluffton; 15. Salwocki, Tom (C) Pittsburgh; 16. Caleb, Jamie (B) Grambling; 17. Schmittan, Homer (E) Tennessee Tech; 18. Hill, Ed (G) Miami (Ohio); 19. Schroeder, Joe (T) Xavier; 20. McClain, Albert (T) Shaw; 21. Fraser, James (G) Wisconsin; 22. Wenzel, Joe (E) Lehigh; 23. Gardner, Jim (T) Duke; 24. Goings, Russ (G) Xavier; 25. Spycholski, Ernie (T) Ohio State; 26. Floyd, Homer (B) Kansas; 27. Baker, Larry (T) Bowling Green; 28. Abodie, Pete (E) Tulane; 29. Nietupolski, Ronald (T) Illinois; 30. Ketchie, Carl (B) Washington State.

1960

1. Houston, Jim (E) Ohio State; 2a. Stephens, Larry (DT) Texas (choice acquired from Pittsburgh with Steelers' 5th choice for E Darrel Brewster); 2b. Gautt, Prentice (FB) Oklahoma; 3. Fichtner, Ross (B) Purdue; 4a. Brewer, John (E) Mississippi (choice acquired from Green Bay for HB Robert Freeman); 4b. Marshall, Jim (DT) Ohio State; 5a. Jarus, Bob (FB) Purdue (choice acquired from Green Bay for T Henry Jordan); 5b. (Browns' choice traded to Pittsburgh with E Darrel Brewster for Steelers' 2nd choice); 6. Khayat, Robert (G) Mississippi; 7. Anderson, Taz (FB) Georgia Tech; 8. White, Bob (B) Ohio State; 9. Burford, Chris (E) Stanford; 10. Washington, Clyde (HB) Purdue; 11. Franklin, Bob (QB) Mississippi; 12. Mostordi, Rich (B) Kent State; 13. Grecni, Rich (C) Ohio U.; 14. Dumbauld, Bill (T) West Virginia; 15. Watkins, Thomas (HB) Iowa State; 16. Waldon, James (QB) Wyoming; 17. Coleman, Lovell (B) Western Michigan; 18. Hanlon, Jack (B) Pennsylvania; 19. Campbell, Jack (E) Toledo; 20. Nelson, Bob (C) Wisconsin.

1961

1a. Crespino, Robert (E) Mississippi (choice acquired from Detroit with LB Robert Long for QB Jim Ninowski); 1b. (Browns' choice traded to Dallas for T Paul Dickson and Dallas' 1st draft choice in 1962); 2. Nutting, Edward (T) Georgia Tech; 3. (Browns' choice traded to Los Angeles for T Gene Selawski); 4. Brown, John (T) Syracuse; 5. Lucci, Mike (C) Tennessee; 6a. Parker, Frank (T) Oklahoma State (choice acquired from Detroit for T William McClung); 6b. (Browns' choice traded to St. Louis for E Don Fleming); 7. Powell, Preston (B) Grambling; 8a. Frongillo, John (T) Baylor; 8b. Cox, Fred (HB) Pittsburgh (choice acquired from Green Bay for FB Robert Jarus); 9. Gibbs, Jake (QB) Mississippi; 10a. Wolff, Wayne (G) Wake Forest (choice acquired from Washington for HB Jim Wulff); 10b. Ericson, Ken (E) Syracuse; 11. Gault, Billy (B) TCU; 12. Lage, Richard (E) Lenoir-Rhyne; 13. Wilson, Jack (B) Duke; 14. Lohman, Phil (C) Oklahoma; 15. Taylor, Charles (B) Mississippi; 16. Shoals, Roger (T) Maryland; 17. Bird, Calvin (B) Kentucky; 18. Morris, Ed (T) Indiana; 19. Minihane, Robert (G) Boston U.; 20. Baker, Charles (T) Tennessee.

1962

1a. Collins, Gary (E) Maryland (choice acquired from Dallas along with T Paul Dickson for Browns' first choice in 1961); 1b. Jackson, Leroy (B) Western Illinois (rights to Jackson traded to Washington for Redskins' rights to Ernie Davis); 2a. Hinton, Charles (T) North Carolina College (choice acquired from Minnesota for T Jim Prestel, RB Jamie Caleb and Vikings #11 choice in 1962); 2b. Stephens, Sandy (QB) Minnesota; 3a. (Browns' choice traded to Dallas for G Duane Putnam); 3b. Furman, John (QB) Texas Western (choice acquired from Green Bay for QB John Roach); 4. Sczurek, Stan (G) Purdue; 5. Rivera, Henry (HB) Oregon State; 6. Tidmore, Sam (E) Ohio State; 7. Havlicek, John (E) Ohio State; 8. (Browns' choice traded to Detroit for DT Erroll Linden); 9. Dickerson, Charles (T) Illinois; 10a. Goerlitz, Gerald (C) Northern Michigan (choice acquired from Minnesota for T Robert Denton); 10b. White, Albert (B) Capital; 11a. Myers, Ronnie (E) Villanova (choice acquired from Minnesota along with #2 choice in 1962 for T Jim Prestel and RB Jamie Caleb); 11b. McNeil, Clifton (E) Grambling; 12. Stute, Ted (E) Ohio University; 13. Gardner, Frank (T) North Carolina College; 14. Shorter, Jim (B) Detroit; 15. Goosby, Tom (G) Baldwin-Wallace; 16. Biodrowski, Dennis (E) Memphis State; 17. Harlan, Herbert (E) Baylor; 18. Bishop, Sonny (G) Fresno State; 19. Anabo, John (QB) Fresno State; 20. Flatley, Paul (B) Northwestern.

1963

1. Hutchinson, Tom (E) Kentucky; 2. Kanicki, Jim (T) Michigan State; 3. (Browns' choice traded to Los Angeles with DT Larry Stephens and Browns' 6th choice for QB Frank Ryan and HB Tom Wilson); 4. Munsey, Bill (B) Minnesota; 5a. (Browns' choice traded to Pittsburgh for RB Charley Scales); 5b. Baker, Frank (B) Toledo (choice acquired from Detroit with RB Howard Cassidy and DE Bill Glass for RB Tom Watkins and DE Dave Lloyd); 6a. Borghetti, Ernest (T) Pittsburgh (choice acquired from Minnesota for DB Tom Franckhouser, OT Erroll Linden, WR Charlie Ferguson and K Fred Cox); 6b. Bloom, Tom (B) Purdue (Philadelphia's choice awarded to Cleveland for improper waiver procedure involving Howard Cassidy); 6c. (Browns' choice traded to Los Angeles with DT Larry Stephens and Browns' 3rd choice for QB Frank Ryan and HB Tom Wilson); 7. (Browns' choice traded to Green Bay for RB Ernie Green); 8. Sweeney, Walter (E) Syracuse; 9. Raimey, Dave (B) Michigan; 10. Bobbitt, Jim (G) Michigan State; 11. Graham, Art (WR) Boston College; 12. Infante, Lindy (B) Florida; 13. Katterhenrich, Dave (B) Ohio State; 14. Faulkner, Staley (T) Texas; 15. Reade, Lynn (T) USC; 16. Kelly, Richard (OG) Georgia; 17. Anderson, Richard (E) Penn State; 18. Garvin, Bobby (T) Mississippi State; 19. Sherman, Gary (LB) Bowling Green; 20. Shaw, Steve (B) Vanderbilt.



1964

1. Warfield, Paul (WR) Ohio State; 2. Truax, Bill (TE) LSU; 3. (Browns' choice traded to Dallas for DT Ken Frost [choice later traded to Los Angeles by Cowboys]); 4. Shackelford, Don (T) U. of Pacific; 5. Klein, Richard (T) Wichita; 6. (Browns' choice traded to Dallas for G Andy Cvercko); 7. Odom, Sammy (LB) Northwest Louisiana; 8. Kelly, Leroy (HB) Morgan State; 9. Briscoe, John (LB) Arizona; 10a. Van Raaphorst, Richard (K) Ohio State; 10b. Robinson, Bobby (G) Mississippi (Pittsburgh's choice acquired from Minnesota for RB Tom Wilson); 11. Versprille, Edward (FB) Alabama; 12. Mitchell, Ed (T) Southern U; 13. Meehan, Bob (G) Syracuse; 14. Sieg, Terry (HB) Virginia; 15. Houtman, John (T) Michigan; 16. Williams, Sidney (E) Southern U; 17. Bartolameoli, Larry (T) Western Michigan; 18. Lewis, Sherman (HB) Michigan State; 19. Higgins, Jim (G) Xavier; 20. Archer, Dave (T) Syracuse.

1965

1. (Browns' choice traded to San Francisco for G Ted Connolly); 2a. Garcia, James (T) Purdue (choice acquired from Chicago along with DB Lowell Caylor and Bears' 3rd choice for TE Rich Kreitling); 2b. Bussell, Gerry (HB) Georgia Tech (choice acquired from Los Angeles for TE Bill Truax); 2c. Johnson, Walter (DT) Los Angeles State; 3a. Scott, Robert "Bo" (HB) Ohio State (choice acquired from Chicago along with Bears' 2nd choice for DB Lowell Caylor for TE Rich Kreitling); 3b. Maples, Bob (C) Baylor; 4. (Browns' choice traded to Minnesota for DT Mike Bundra); 5. Irwin, Bill (T) Mississippi; 6a. Simkus, Arnold (T) Michigan (choice acquired from San Francisco for C Frank Morze); 6b. Aldredge, Corwyn (E) Northwest Louisiana; 7. Lindsey, Dale (LB) Western Kentucky; 8. Howell, Mike (QB) Grambling; 9. Lane, Gary (QB) Missouri; 10. Screen, Pat (QB) LSU; 11. Cordill, Olie (HB) Memphis State; 12. Canale, Justin (G) Mississippi State; 13. Pickett, Henry (HB) Baylor; 14. Simrell, Dan (QB) Toledo; 15. Gagner, Larry (T) Florida; 16. Anthony, Mel (FB) Michigan; 17. Boyette, John (T) Clemson; 18. Arrington, Dick (G) Notre Dame; 19. Orazen, Ed (G) Ohio State; 20. Goldberg, Frank (LB) Central Michigan.

1966

1. Morin, Milt (TE) Massachusetts; 2. Norton, Rick (QB) Kentucky; 3. (Browns' choice traded to N.Y. Giants for DB Erich Barnes [choice later traded to Green Bay]); 4. Duranko, Pete (DE) Notre Dame; 5a. Schultz, Randy (FB) Iowa State Teacher's (choice acquired from Detroit for OT Roger Shoals); 5b. Fulford, Dan (E) Auburn; 6a. Battle, James (DE) Southern U. (choice acquired from N.Y. Giants for DT Mike Bundra); 6b. Hoaglin, Fred (C) Pittsburgh; 7. Carter, Leroy (FL) Grambling; 8. Talaga, Tom (OT) Notre Dame; 9. Gregory, Jack (DE) Chattanooga; 10. Ledbetter, Monty (FL) Northwest Louisiana State; 11. Fire, Tony (DT) Bowling Green; 12. Czap, Rich (T) Nebraska; 13. Boudreaux, James (DT) Louisiana Tech; 14. Lammons, Pete (FL) Texas; 15. Ellis, Bob (DB) Massachusetts; 16. Ray, David (DB) Alabama; 17. Modzelewski, Gene (T) New Mexico State; 18. Harraway, Charlie (FB) San Jose State; 19. Singer, Karl (DT) Purdue; 20. Petro, Joe (DB) Temple.

1967

1. Matheson, Bob (LB) Duke; 2. Conjar, Larry (FB) Notre Dame; 3a. Cockroft, Don (K/P) Adams State (choice acquired from N.Y. Giants for DE Jim Garcia); 3b. Barney, Eppie (WR) Iowa State; 4a. Ward, Carl (HB) Michigan (choice acquired from Atlanta for RB Charley Scales); 4b. Taffoni, Joe (T) Tennessee Martin; 5. (Browns' choice traded to Dallas for G Joe Bob Isbell); 6. DeMarie, John (C) LSU; 7. House, Bill (DT) Youngstown; 8. Devrow, Bill (DB) Southern Mississippi; 9. Dowdy, Cecil (LB) Alabama; 10. Copeland, James (G) Virginia; 11. Sabatino, Bill (DE) Colorado; 12. Fowler, Charles (OT) Houston; 13. Andrews, Bill (LB) Southeast Louisiana; 14. Rogers, Floyd (DT) Clemson; 15. Williamson, Dennis (DB) Whitewater State; 16. Williams, Don (WR) Akron; 17. Davis, Ben (HB) Defiance.

1968

1. Upshaw, Marvin (DE) Trinity (Tex.); 2. Garlington, John (LB) LSU; 3a. Olszewski, Harry (G) Clemson (choice acquired from Pittsburgh for OT John Brown and Steelers 10th-round choice in 1968); 3b. Morrison, Reece (HB) Southwest Texas State (choice acquired from Washington along with QB Dick Shiner for QB Jim Ninowski); 3c. (Browns' choice traded to Los Angeles for DB George Youngblood); 4. Meylan, Wayne (LB) Nebraska; 5a. Wempe, Mike (OT) Missouri; 5b. Jackson, Jackie (DB) Clemson (choice acquired from Baltimore for P David Lee); 6a. James, Nathan (DB) Florida A&M (choice acquired from N.Y. Giants for LB Vince Costello); 6b. (Browns' choice traded to Philadelphia for TE Ron Duncan); 7. Brady, Dale (HB) Memphis State; 8. Schoen, Tom (DB) Notre Dame; 9. Porter, David (DT) Michigan; 10a. Greer, James (DE) Stephen F. Austin (choice acquired from Pittsburgh along with Steelers' #3 choice in 1968 for OT John Brown); 10b. Mitchell, Alvin (DB) Morgan State; 11. Alcorn, Jim (QB) Clarion State; 12. Beutler, Tom (LB) Toledo; 13. Sellers, Terry (DB) Georgia; 14. Whipps, Edgar (FB) Jackson State; 15. Baxter, Bob (FL) Memphis State; 16. Sievert, Dick (DE) River Falls (Wis.); 17. McDuffie, Wayne (C) Florida State.

1969

1. Johnson, Ron (FB) Michigan; 2. (Browns' choice traded to Washington for DE Ron Snidow); 3a. Jenkins, Al (G) Tulsa (choice acquired from Philadelphia for RB Larry Conjar); 3b. Glass, Charles "Chip" (TE) Florida State; 4. Summers, Fred (DB) Wake Forest; 5. Hooker, Fair (FL) Arizona State; 6a. Adams, Larry (DT) Texas Christian (choice acquired from N.Y. Giants for QB Gary Lane); 6b. Righetti, Joe (DT) Waynesburg; 7. Sumner, Walt (DB) Florida State; 8. Reynolds, Chuck (C) Tulsa; 9. Kamzelski, Ron (DT) Minnesota; 10. Shelly, Greg (G) Virginia; 11. Jones, Dave (FL) Kansas State; 12. Davis, Dick (HB) Nebraska; 13. Boutwell, Tom (QB) Southern Mississippi; 14. Smaha, Jiggy (DT) Georgia; 15. Stevenson, Joel (TE) Georgia Tech; 16. Lowe, James (FL) Tuskegee; 17. Oliver, Bob (DE) Abilene Christian.

1970

1a. Phipps, Mike (QB) Purdue (choice acquired from Miami for WR Paul Warfield); 1b. McKay, Bob (T) Texas; 2a. Jones, Joe (DE) Tennessee State (choice acquired from New Orleans for LB John Brewer); 2b. Sherk, Jerry (DT) Oklahoma State; 3. (Browns' choice traded to Dallas for QB Jerry Rhome); 4. Stevenson, Rickey (CB) Arizona; 5. Engel, Steve (HB) Colorado; 6. Cilek, Mike (QB) Iowa; 7. Wycinsky, Craig (G) Michigan State; 8. Davidson, Honester (S) Bowling Green; 9. Brown, Geoff (LB) Pittsburgh; 10. Yanchar, Bill (DT) Purdue; 11. Benner, Gene



(WR) Maine; 12. Sanders, Jerry (K) Texas Tech; 13. Roberts, Larry (HB) Central Missouri; 14. Tharpe, Jim (LB) Lincoln (Mo.); 15. Homoly, Guy (CB) Illinois State; 16. Redebaugh, John (TE/K) Bemidji State; 17. Tabb, Charles (TE/WR) McMurray.

1971

1. Scott, Clarence (CB) Kansas State; 2. Cornell, Robert "Bo" (HB) Washington; 3a. Staroba, Paul (WR) Michigan; 3b. Hall, Charles (LB) Houston (choice acquired from Kansas City for DE Marvin Upshaw); 4. Pena, Robert "Bubba" (G) Massachusetts; 5. Brown, Stanley (WR) Purdue; 6a. Dieken, Doug (T) Illinois (choice acquired from Chicago for WR Eppie Barney); 6b. Dixon, Jay (DE) Boston U; 7. Jacobs, Bob (K) Wyoming; 8. Zelina, Larry (HB) Ohio State; 9. Levels, Wilmur (S) North Texas State; 10. Casteel, Steve (LB) Oklahoma; 11. Sikich, Mike (G) Northwestern; 12. Blanchard, Felix "Tony" (TE) North Carolina; 13. Jamula, Thad (T) Lehigh; 14. Kingrea, Rick (LB) Tulane; 15. Green, William "Bill" (CB) Western Kentucky; 16. Smith, David (WR) Mississippi State; 17. Dilon, Leo (C) Dayton.

1972

1. Darden, Thom (DB) Michigan; 2a. Brooks, Clifford (DB) Tennessee State; 2b. Sims, Lester (DE) Alabama (choice acquired from Miami for LB Bob Matheson); 3. (Browns' choice traded to L.A. Rams with G Joe Taffoni for T Mitch Johnson and Minnesota's 5th choice in 1972); 4. (Browns' choice traded to Kansas City along with Browns' 3rd choice in 1973 for WR Frank Pitts); 5a. Hunt, George (K) Tennessee; 5b. Kucera, Greg (HB) North Colorado (Minnesota's choice from Los Angeles with T Mitch Johnson for G Joe Taffoni and Browns' 3rd choice in 1972); 6. Forey, Leonard (G) Texas A&M; 7. Wesley, Don (OT) Maryland State; 8. McKinnis, Hugh (HB) Arizona State; 9a. McKee, Larry (G) Arizona; 9b. Lefear, Billy (WR/RB) Henderson (Ark.) (choice acquired from Baltimore for LB Tom Beutler); 10. Mosier, Herschell (DT) Northwest Oklahoma; 11. Long, Mel (LB) Toledo; 12. Chapman, Bernard (DB) Texas-El Paso; 13. Sipe, Brian (QB) San Diego State; 14. Stewart, Ed (G) East Central Oklahoma; 15. McCullar, Jewel (LB) Chico State; 16. Wakefield, Richard (WR) Ohio State; 17. Portz, William (DB) Sterling, (Kansas).

1973

1a. Holden, Steve (WR) Arizona State (choice acquired from N.Y. Giants along with New England's 2nd choice for DE Jack Gregory and CB Freddie Summers); 1b. Adams, Pete (G) USC; 2a. Pruitt, Greg (HB) Oklahoma (New England's choice from New York with Giants' 1st choice for DE Jack Gregory and CB Freddie Summers); 2b. Steinke, Jim (DB) Southwest Texas; 3a. Crum, Bob (DE) Arizona (Kansas City's choice acquired from Baltimore for C Fred Hoaglin); 3b. (Browns' choice traded to Kansas City along with Browns' 4th choice in 1972 for WR Frank Pitts); 4a. Dorris, Andy (LB) New Mexico State (Cincinnati's choice from Baltimore for K George Hunt); 4b. Mattingly, Randy (QB) Evansville; 5. (Browns' choice traded to San Diego for DT George Wright); 6. Green, Van (DB) Shaw (N.C.); 7. (Browns' choice traded to Miami for C Bob DeMarco); 8. (Browns' choice traded to Detroit for DT Jerry Rush); 9. Wester, Curtis (G) East Texas State; 10. Humphrey, Tom (T) Abilene Christian; 11. Barisich, Carl (DT) Princeton; 12. Simmons, Stan (TE) Lewis and Clark; 13. Romaniszyn, Jim (LB) Edinboro State; 14. Popelka, Robert (DB) Southern Methodist; 15. Sullivan, Dave (WR) Virginia; 16. Greenfield, George (HB) Murray State; 17. McClowry, Robert (C) Michigan State.

1974

1. (Browns' choice traded to San Diego along with Browns' 2nd choice in 1975 for LB Bob Babich and Chargers' 4th choice in 1975); 2. Corbett, Billy (OT) Johnson C. Smith; 3. (Browns' choice traded to Denver for QB Don Horn [also 6th choice in 1974]); 4. (Browns' choice traded to Oakland for WR Gloster Richardson); 5. Ilgenfritz, Mark (DE) Vanderbilt; 6a. Pritchett, Billy (FB) West Texas State (choice acquired from Buffalo); 6b. (Browns' choice traded to Denver for QB Don Horn [also 3rd choice in 1974]); 7a. Herrick, Bob (WR) Purdue (choice acquired from St. Louis for LB Andy Dorris); 7b. Sullivan, Gerry (C/OT) Illinois; 8a. (Browns' choice traded to Washington with T Mitch Johnson for New Orleans' 3rd choice in 1973); 8b. Brown, Eddie (DB) Tennessee (choice acquired from Buffalo for LB Rick Kingrea); 9. Scott, Dan (G) Ohio State; 10a. Puestow, Mike (WR) North Dakota State (choice acquired from Chicago for QB Randy Mattingly); 10b. (Browns' choice traded to Buffalo for TE Jan White); 11. Gooden, Tom (K) Harding; 12. McNeil, Ron (DE) North Carolina Central; 13. Seifert, Mike (DE) Wisconsin; 14. Hunt, Bob (HB) Heidelberg; 15. Terrell, Ransom (LB) Arizona; 16. Anderson, Preston (DB) Rice; 17. Buchanan, Carlton (DT) Southwest Oklahoma State.

1975

1. Mitchell, Mack (DE) Houston; 2. (Browns' choice traded to San Diego with Browns' 1st choice in 1974 for LB Bob Babich and Chargers' 4th choice in 1974); 3. Roan, Oscar (TE) Southern Methodist; 4a. Peters, Tony (DB) Oklahoma; 4b. (San Diego's choice acquired with LB Bob Babich traded to New England for WR Reggie Rucker); 5a. Zimba, John (DE) Villanova; 5b. Cope, Jim (LB) Ohio State (choice acquired from Detroit for CB Ben Davis); 6a. (Browns' choice traded to San Diego for TE James Thaxton); 6b. Miller, Charles (DB) West Virginia (choice acquired from Washington for WR Paul Staroba); 6c. Hynoski, Henry (HB) Temple (choice acquired from Oakland for WR Frank Pitts); 7. Wang, Merle (OT) Texas Christian; 8. Santini, Barry (TE) Purdue; 9a. Poole, Larry (HB) Kent State; 9b. Hogan, Floyd (DB) Arkansas (choice acquired from Kansas City for DE Bob Briggs); 10. Lewis, Stan (DE) Wayne (Nebraska); 11. Marinelli, Tom (G) Boston College; 12. Ambrose, Dick (LB) Virginia; 13. Armstead, Willie (WR) Utah; 14. Barrett, Tim (HB) John Carroll; 15. Moore, Willie (DT) Johnson C. Smith; 16. McKay, JK (WR) USC; 17. Graf, Dave (LB) Penn State.

1976

1. Pruitt, Mike (HB) Purdue; 2. (Browns' choice traded to Oakland for LB Gerald Irons and Raiders' 9th choice in 1976); 3. Logan, Dave (WR/TE) Colorado; 4a. Swick, Gene (QB) Toledo (New England's choice acquired from Philadelphia in trade for CB Clifford Brooks); 4b. St. Clair, Mike (DE) Grambling; 5. Sheppard, Henry (OT) Southern Methodist; 6. (Browns' choice traded to Chicago for Glen Holloway); 7. Cassidy, Steve (DT) Louisiana State; 8. (Browns' choice traded to Buffalo for S Neal Craig); 9a. Reed, James (HB) Mississippi; 9b. Nagel, Craig (QB)



Purdue (choice acquired from Oakland with LB Gerald Irons for Browns' second draft choice in 1976); 10. Kleber, Doug (OT) Illinois; 11. Celek, Chuck (DE) Kent State; 12. (Browns' choice traded to Houston for WR Willie Miller); 13. Murray, Brian (OT) Arizona; 14. Smalzer, Joe (TE) Illinois; 15. Philyow, Luther (DB) Loyola (Calif.); 16. Lorenzen, Chris (DT) Arizona State; 17. Fleming, Tom (WR) Dartmouth.

1977

1. Jackson, Robert L. (LB) Texas A&M; 2. Skladany, Tom (P/K) Ohio State (negotiating rights later traded to Detroit for Lions' 3rd choice in 1978 and 7th choice in 1979); 3. (Browns' choice traded to Buffalo with 6th choice for DT Earl Edwards); 4a. Davis, Oliver (DB) Tennessee State; 4b. Sims, Robert "Mickey" (DT) South Carolina State (Baltimore's choice acquired from Chicago for QB Mike Phipps); 5. (Browns' choice traded to San Diego for DE Ron East); 6. (Browns' choice traded to Buffalo with 3rd choice for DT Earl Edwards); 7a. Randle, Ken (WR) USC (choice acquired from Atlanta for DE Ron East); 7b. Smith, Blane (TE) Purdue; 7c. Lingenfelter, Bob (OT) Nebraska (choice acquired from St. Louis for S Neal Craig); 8. Armstrong, Bill (DB) Wake Forest; 9. Brown, Daryl (KR) Tufts; 10. Burkett, Tom (T) North Carolina; 11. Nash, Charles (WR) Arizona; 12. Tierney, Leo (C) Georgia Tech.

1978

1a. Matthews, Clay (LB) USC; 1b. Newsome, Ozzie (WR) Alabama (choice acquired from Los Angeles along with Washington's 4th choice for Chicago's 1st choice obtained for QB Mike Phipps); 2. Evans, Johnny (P/QB) North Carolina State; 3a. Collins, Larry (HB) Texas A&I (choice acquired from Detroit along with Lions' 7th choice in 1979 for rights to P Tom Skladany); 3b. Miller, Mark (QB) Bowling Green; 4a. (Browns' choice to Miami along with 7th choice as compensation for signing WR Paul Warfield); 4b. Pullara, Pete (G) Chattanooga (Washington's choice acquired from Los Angeles with Rams' 1st choice for Browns' 1st choice); 5. Wright, Keith (FL) Memphis State; 6. Pitts, Al (C) Michigan State; 7. (Browns' choice to Miami along with 4th choice as compensation for signing WR Paul Warfield); 8. Turnbow, Jesse (DT) Tennessee; 9. Kramer, Jon (OG) Baylor; 10. Watson, Brent (OT) Tennessee; 11. Gillard, Larry (DT) Mississippi State; 12. Biedermann, Leo (OT) California.

1979

1a. (Browns' choice traded to San Diego for Chargers' 1st- and 2nd-round choices in 1979 draft); 1b. Adams, Willis (WR) Houston (choice acquired from San Diego along with Chargers' 2nd-round pick for Browns' 1st-round choice); 2a. Johnson, Lawrence (CB) Wisconsin; 2b. Claphan, Sam (OT) Oklahoma (choice acquired from San Diego along with Chargers' 1st-round choice for Browns' 1st-round selection); 3. Ramey, James (DE) Kentucky; 4. Miller, Matt (OT) Colorado; 5a. (Browns' choice traded to Los Angeles along with TE Oscar Roan for Rams' 5th- and 6th-round picks); 5b. Dimler, Rich (DT) USC (choice acquired from Washington through Los Angeles along with Rams' 6th-round pick for TE Oscar Roan and Browns' 5th-round choice); 6a. Burrell, Clinton (DB) Louisiana State; 6b. Ronan, Jim (DT) Minnesota (choice acquired from Los Angeles along with Rams' 5th-round pick for TE Oscar Roan and Browns' 5th-round choice); 7a. (Detroit's choice, acquired for Tom Skladany; later traded to Oakland along with Browns' 12th-round pick for Detroit's 7th- and 9th-round selections); 7b. (Browns' choice traded to Philadelphia for RB Tom Sullivan); 7c. Risien, Cody (OT) Texas A&M (choice acquired from Oakland along with Raiders' 9th-round pick for Detroit's 7th [from Tom Skladany trade] and Browns' 12th-round selection); 8. Perkov, Kent (DE) San Diego State; 9a. McGee, Carl (LB) Duke; 9b. Weathers, Curtis (TE) Mississippi (choice acquired from Oakland along with Raiders' 7th-round pick for Detroit's 7th- [acquired in Tom Skladany trade] and Browns' 12th-round selection); 10. Smith, John (WR) Tennessee State; 11. Poeschl, Randy (DE) Nebraska; 12a. Methvin, Dewitt (C) Tulane (choice acquired from Washington in trade for DE Joe Jones); 12b. (Browns' choice traded to Oakland along with Detroit's 7th-round pick [acquired in Tom Skladany trade] for Raiders' 7th- and 9th-round selections).

1980

1a. (Browns' 1st and New England's 6th choice traded to Los Angeles for Rams' 1st and 4th choices plus San Diego's 2nd and Green Bay's 5th in 1980); 1b. White, Charles (RB) USC (choice acquired from Los Angeles; see 1a); 2a. (Browns' choice traded to Denver along with San Diego's 5th-round choice [acquired from Washington for S Tony Peters] for DE Lyle Alzado); 2b. Crosby, Cleveland (DE) Arizona (choice acquired from San Diego through Los Angeles; see 1a); 3. Odom, Cliff (LB) Texas-Arlington; 4a. Crews, Ron (DE) Nevada-Las Vegas; 4b. McDonald, Paul (QB) USC (choice acquired from Los Angeles; see 1a); 5a. Franks, Elvis (DE) Morgan State (choice acquired from Green Bay through Los Angeles; see 1a); 5b. (Browns' choice traded to Oakland for G George Buehler); 5c. (San Diego's choice acquired from Washington for S Tony Peters (traded to Denver as part of Lyle Alzado trade; see 2a)); 6a. (Browns' choice traded to San Diego for RB Rickey Anderson); 6b. (New England's choice, acquired for DE Mike St. Clair, traded to Los Angeles; see 1a); 7. (Browns' choice traded to New York Giants for DE Jack Gregory); 8. Copeland, Jeff (LB) Texas Tech; 9. Dewalt, Roy (RB) Texas-Arlington; 10. Fidel, Kevin (C) San Diego State; 11. Sales, Roland (RB) Arkansas; 12. Jackson, Marcus (DT) Purdue.

1981

1. Dixon, Hanford (CB) Southern Mississippi; 2. (Browns' choice traded to Buffalo along with Browns' 3rd-round choice in 1982 for G Joe DeLamielleure); 3. (Browns' choice traded to Denver along with Browns' 2nd- and 5th-round choices in 1980 for DE Lyle Alzado); 4a. Robinson, Mike (DE) Arizona (choice acquired from Washington along with Redskins' 10th choice in 1981 and San Diego's 5th choice in 1980 for S Tony Peters); 4b. (Browns' choice traded to San Diego for LB Don Goodie); 5. Cox, Steve (P/K) Arkansas; 6. Simmons, Ron (DT) Florida State; 7. Johnson, Eddie (LB) Louisville; 8. (Browns' choice traded to New York Jets for DE Marshall Harris); 9. Schleusener, Randy (G) Nebraska; 10a. (Washington's choice acquired in S Tony Peters trade, returned to Washington for Redskins' 8th-round choice in 1982); 10b. (New England's choice, acquired for DE Ernie Price, traded to Washington along with choice 10a for Washington's 8th-round choice in 1982); 10c. Prater, Dean (DT) Oklahoma State; 11. Friday, Larry (S) Mississippi State; 12. McGill, Kevin (T) Oregon.



1982

1. Banks, Chip (LB) USC; 2. Baldwin, Keith (DE) Texas A&M; 3. (Browns' choice traded to Buffalo with Browns' 2nd choice in 1981 for G Joe DeLamielleure); 4. Walker, Dwight (RB/WR) Nicholls State (La.); 5. Baab, Mike (C/G) Texas; 6a. (Browns' choice traded to Dallas for LB Bruce Huther); 6b. Whitwell, Mike (WR) Texas A&M (choice acquired from Denver for LB Robert L. Jackson); 7. (Browns' choice traded to Buffalo for RB Terry Miller); 8a. Kafentzis, Mark (S) Hawaii; 8b. Heflin, Van (TE) Vanderbilt (choice acquired from Oakland for DE Lyle Alzado); 8c. Jackson, Bill (S) North Carolina (choice acquired from Washington for 10th choice in 1981); 9. Baker, Milton (TE) West Texas State; 10. Floyd, Ricky (RB) Southern Mississippi; 11. Michuta, Steve (QB) Grand Valley (Mich.); 12. Nicolas, Scott (LB) Miami.

1983

1. (Browns' choice traded to Buffalo along with Browns' 3rd choice in 1984 and 5th choice in 1985 for LB Tom Cousineau); 2. Brown, Ron (WR) Arizona State; 3. Camp, Reggie (DE) California; 4. (Browns' choice traded to San Diego for LB Don Goode); 5. Contz, Bill (T) Penn State; 6a. Stracka, Tim (TE) Wisconsin (choice acquired from Chicago for C Gerry Sullivan); 6b. Puzzuoli, Dave (NT) Pittsburgh; 7a. Belk, Rocky (WR) Miami (choice acquired from Chicago for LB Bruce Huther); 7b. (Browns' choice traded to Philadelphia for DE Thomas Brown); 8. McClearn, Mike (G/T) Temple; 9. (Browns' choice traded to San Francisco for K Matt Bahr); 10. Hopkins, Thomas (T) Alabama A&M; 11a. Green, Boyce (RB) Carson-Newman; 11b. McAdoo, Howard (LB) Michigan State (choice acquired from L.A. Raiders for Greg Pruitt); 12. Farren, Paul (C/T) Boston University.

1984

1. Rogers, Don (S) UCLA; 2a. Rockins, Chris (S) Oklahoma State (choice acquired from L.A. Rams for negotiating rights to WR Ron Brown); 2b. Davis, Bruce (WR) Baylor; 3. (Browns' choice traded to Buffalo along with Browns' 1st choice in 1983 and 5th choice in 1985 for LB Tom Cousineau); 4a. Bolden, Rickey (TE) Southern Methodist (choice acquired from Denver for WR Dave Logan); 4b. Brennan, Brian (WR) Boston College; 5. Piepkorn, Dave (T) North Dakota State; 6. Nugent, Terry (QB) Colorado State; 7. Dumont, Jim (LB) Rutgers; 8. (Browns' choice traded to N.Y. Jets for WR Bobby Jones); 9a. Jones, Don (WR) Texas A&M (choice acquired from Philadelphia for LB Bill Cowher); 9b. (Browns' choice traded to Chicago along with Browns' 10th, 11th and 12th round choices in 1984 for Bears' three picks in June, 1984 supplemental draft of players under contract to another league); 10a. (Browns' choice traded to Chicago, see 9b); 10b. Byner, Earnest (RB) East Carolina (choice acquired from L.A. Raiders for G-T Henry Sheppard); 11. (Browns' choice traded to Chicago, see 9b.); 12. (Browns' choice traded to Chicago, see 9b).

1984 Supplemental Draft

1a. Mack, Kevin (RB) Clemson (choice acquired from Chicago for Browns' 9th, 10th, 11th and 12th round choices in 1984 NFL Draft); 1b. Johnson, Mike (LB) Virginia Tech; 2a. McNeil, Gerald (WR) Baylor (Choice acquired from Chicago, see 1a.); 2b. Robison, Tommy (T) Texas A&M; 3a. West, Doug (LB) UCLA (choice acquired from Chicago, see 1a); 3b. Bond, John (QB) Mississippi State.

1985

1. (Browns' choice traded to Buffalo along with 1st choice in 1986, 3rd in 1985, and a 6th in 1986 for Buffalo's first pick in 1985 supplemental draft); 2. Allen, Greg (RB) Florida State; 3. (Browns' choice traded to Buffalo, see 1); 4. (Browns' choice traded to Miami for WR Duriel Harris); 5. (Browns' choice traded to Buffalo along with Browns' 1st in 1983 and 3rd in 1984 for LB Tom Cousineau); 6. Krowicz, Mark (G) Ohio State; 7. Langhorne, Reggie (WR) Elizabeth City; 8. Banks, Fred (WR) Liberty Baptist; 9. (Browns' choice traded to Philadelphia for DE Carl Hairston); 10. Williams, Larry (G) Notre Dame; 11. Tucker, Travis (TE) S. Connecticut State; 12. Swanson, Shane (WR) Nebraska.

1985 Supplemental Draft

1. Kosar, Bernie (QB) Miami (choice acquired from Buffalo for 1st in 1985 and 1986, 3rd in 1985 and 6th in 1986).

1986

1. (Browns' choice traded to Buffalo along with 1st choice in 1985 3rd in 1985 and a 6th in '86 for Buffalo's first pick in 1985 supplemental draft); 2. Slaughter, Webster (WR) San Diego State; 3. (Browns' choice traded to Detroit for QB Gary Danielson); 4. (Browns' choice traded to L.A. Rams for WR Terry Greer); 5. Miller, Nick (LB) Arkansas; 6. (Browns' choice traded to Buffalo, see 1); 7a. Meyer, Jim (T) Illinois State; 7b. Norseth, Mike (QB) Kansas (choice acquired from Kansas City for RB Boyce Green); 8. (Browns' choice traded to Philadelphia for LB Anthony Griggs); 9. Taylor, Danny (DB) Texas (El Paso); 10. Smith, Willie (TE) Miami; 11. Dausin, Randy (G) Texas A&M; 12. Simmons, King (CB) Texas Tech.

1987

1. Junkin, Mike (LB) Duke (choice acquired from San Diego, along with San Diego's second 1987 choice in exchange for Browns' 1987 first and second round choices and LB-Chip Banks); 2. Rakoczy, Gregg (OT/C), Miami (choice acquired from San Diego, see round 1); 3a. Manoa, Tim (FB) Penn State; 3b. Jaeger, Jeff (K) Washington (choice acquired from L.A. Rams in exchange for Browns' 1987 4th, 5th and 12th round picks); 4. (Browns' choice to L.A. Rams, see 3b); 5. (Browns' choice to L.A. Rams, see 3b); 6. Braggs, Stephen (DB) Texas; 7. (Browns' choice to Green Bay for WR-John Jefferson); 8. Bullitt, Steve (LB) Texas A&M; 9. (Browns' choice to Indianapolis for QB-Mike Pagem); 10. Winters, Frank (C) Western Illinois; 11. Brewton, Larry (DB) Temple; 12. (Browns' choice to L.A. Rams, see 3b).

1988

1. Charlton, Clifford (LB) Florida [21st overall]; 2. Perry, Michael Dean (DL) Clemson [50th]; 3. Waiters, Van (LB) Indiana [77th]; 4. Blaylock, Anthony (CB) Winston-Salem [103rd]; 5. (Browns' choice traded to Phoenix for DE Al



CLEVELAND BROWNS 2008 MEDIA GUIDE

Baker); 6. (Browns' choice traded to Philadelphia along with CB D.D. Hoggard for DL Chris Pike); 7. Gash, Thane (S) East Tennessee State [188th]; 8. Birden, J.J. (WR) Oregon [216th]; 9. Copeland, Danny (S) Eastern Kentucky [244th]; 10. Washington, Brian (S) Nebraska [272nd]; 11. Hawkins, Hendley (WR) Nebraska [300th]; 12. Slayden, Steve (QB) Duke [328th].

1989

1. Metcalf, Eric (RB) Texas (choice acquired from Denver for Browns' 1989 1st, 2nd, 5th and 9th) [13th overall]; 2. Tillman, Lawyer (WR) Auburn (choice acquired from Green Bay along with Green Bay's 1989 5th for Browns' 1989 3rd, 1989 5th, 1990 1st and RB Herman Fontenot) [31st]; 3. (Browns' choice to Green Bay - see round 2); 4. Stewart, Andrew (DE) Cincinnati [107th]; 5a. Kramer, Kyle (S) Bowling Green (choice acquired from Green Bay - see round two) [114th]; 5b. Joines, Vernon (WR) Maryland (choice acquired from Kansas City for LB Mike Junkin) [116th]; 6. Wilkerson, Gary (CB) Penn State [160th]; 7. Graybill, Mike (OT) Boston University [187th]; 8. Aeilts, Rick (TE) S.E. Missouri State [215th]; 9. (Browns' selection traded to Denver - see round 1); 10. Buddenberg, John (OT) Akron [274th]; 11. Plocki, Dan (K) Maryland [301st]; 12. Brown, Marlon (LB) Memphis State [328th].

1990

1. (Browns' choice traded to Green Bay, see 1989); 2. Hoard, Leroy (RB) Michigan [45th overall]; 3. Pleasant, Anthony (DE) Tennessee State [73rd]; 4. Barnett, Harlon (S) Michigan St. [101st]; 5. Burnett, Rob (DE) Syracuse [129th]; 6. Hilliard, Randy (CB) Northwestern State [157th]; 7a. Galbraith, Scott (TE) USC [178th]; 7b. (Browns' choice traded to San Diego for RB-Barry Redden); 8. Jones, Jock (LB) Virginia Tech [212th]; 9. Rowell, Eugene (WR) Southern Mississippi [240th]; 10. Wallace, Mike (CB) Jackson State [268th]; 11. Gordon, Clemente (QB) Grambling [296th]; 12. Simien, Kerry (WR) Texas A&I [323rd].

1991

1. Turner, Eric (S) UCLA [2nd overall]; 2. King, Ed (G) Auburn [29th]; 3. Jones, James (DL) Northern Iowa [57th]; 4. Sagapolutele, Pio (DL) San Diego State [85th]; 5. (Choice traded to Miami for 1990 7th round pick); 6. Jackson, Michael (WR) Southern Mississippi [141st]; 7. (choice traded to Green Bay for RB Brent Fullwood); 8. Conover, Frank (DL) Syracuse [197th]; 9a. Irvin, Ray (CB) Central Florida [225th]; 9b. (choice acquired from Seattle for DL Bob Buczkowski) Wiggins, Shawn (WR) Wyoming [239th]; 10. Greenfield, Brian (P) Pittsburgh [252nd]; 11. Jones, Todd (OL) Henderson State [280th]; 12. Austin, Elijah (DL) North Carolina State [308th].

1992

1. Vardell, Tommy (RB) Stanford [9th overall]; 2a. (Browns' choice [36th overall] traded to Dallas, along with Browns' 5th (121st overall) round choice, for Cowboys' 2nd (52nd), third (78th), 6th (163rd), 8th (222nd) and 12th (329th) round choices); 2b. Rowe, Patrick (WR) San Diego State [52nd](choice from Dallas, see 2a. above); 3a. Johnson, Bill (DL) Michigan State [65th]; 3b. Dixon, Gerald (LB) South Carolina [78th](choice from Dallas, see 2a. above); 4. (Choice traded to Philadelphia for OL Ken Reeves); 5. (Choice to Dallas, see 2a. above); 6a. Smith, Rico (WR) Colorado [143rd](choice from Tampa Bay for Browns' 6th and Dallas' 8th round choice, see 2a. above); 6b. (Choice to Tampa Bay, see 6a. above); 7. Jones, Selwyn (DB) Colorado State [177th]; 8a. Choice from Dallas to Tampa Bay, see 6a. and 2a. above); 8b. (Choice to New England for OL Freddie Childress); 9. Hill, Tim (DB) Kansas [233rd]; 10. Lowe, Marcus (DT) Baylor [260th]; 11. Olobia, Augustin (WR) Washington State [289th]; 12a. McCant, Keithen (QB) Nebraska [316th]; 12b. Simpson, Tim (OL) Illinois [339th](choice from Dallas, see 2a. above).

1993

1a. (Browns' choice [11th overall] traded for Denver's 1st round pick (14th overall) and 3rd round pick (83rd overall)); 1b. Everitt, Steve (C/G) Michigan [14th overall](choice from Denver); 2. Footman, Dan (DE) Florida State [42nd]; 3a. Traded to Detroit for DT Jerry Ball; 3b. Caldwell, Mike (LB) Middle Tennessee State [83rd] (choice from Denver); 4. Traded to Chicago for C Jay Hilgenberg; 5. Arvie, Herman (OT) Grambling [124th]; 6. McKenzie, Rich (LB) Penn State [153rd]; 7. Hill, Travis (LB) Nebraska [180th]; 8. Traded to the L.A. Rams for LB Frank Stams.

1994

1a. Langham, Antonio (CB) Alabama [9th overall]; 1b. Alexander, Derrick (WR) Michigan [29th](choice acquired from Philadelphia in exchange for the Browns' 2nd round choice [40th overall] in the 1994 draft and a 2nd round choice in the 1995 draft); 2. (choice to Philadelphia, see 1b); 3. Bandison, Romeo (DT) Oregon [75th]; 4. (choice [112th overall] to Miami for OL Gene Williams in a 1993 trade); 5. Booth, Issac (DB) California [142nd]; 6. Strait, Robert (FB) Baylor [171st]; 7. Hewitt, Hamza (OT) Clemson [203rd].

1995

1a. (Choice to San Francisco for 49ers' 1995 1st [30th overall], 3rd [94th overall], 4th [119th overall] and 1996 1st round pick); 1b. Powell, Craig (LB) Ohio State [30th overall](choice from San Francisco, see 1a.); 2. Choice to Philadelphia (see 1994 round 2); 3a. Zeier, Eric (QB) Georgia [84th]; 3b. Frederick, Mike (DE) Virginia [94th] (choice from SF, see 1a above); 4a. Choice to Jacksonville for 1995 5th and 1996 6th; 4b. Choice from San Francisco traded to Philadelphia for 1995 5th; 1996 5th; 5a. Pupua, Tau (DT) Weber State [136th](choice from Jacksonville, see 4a); 5b. Miller, Mike (WR) Notre Dame [147th](choice from Philadelphia, see 4b); 6. Choice to San Diego in 1994 for CB Donald Frank; 7. Tellison, A.C. (WR) Miami [231st](choice from NE for the Browns' 1995 7th round selection).

1999

1. Couch, Tim (QB) Kentucky [1st overall]; 2a. Johnson, Kevin (WR) Syracuse [32nd]; 2b. Abdullah, Rahim (LB) Clemson [45th]; 3a. McCutcheon, Daylon (DB) Southern California [62nd]; 3b. Smith, Marquis (DB) California [78th]; 4a. (Choice traded to San Francisco along with the Browns' first pick in the 5th round for QB Ty Detmer and the 49ers' 4th round pick); 4b. Choice traded to San Francisco for FB Marc Edwards; 4c. Rainer, Wali (LB)



Virginia [124th] (choice from San Francisco, see 4a); 5a. (Choice traded to San Francisco, see 4a); 5b. Chiaverini, Darrin (WR) Colorado [148th]; 6a. Choice traded to Seattle for the Seahawks' 6th round pick and the Patriots' 6th round pick through Seattle; 6b. Spriggs, Marcus (DT) Troy State [174th] (choice acquired from Chicago for the Browns' 2nd selection in the 6th round and the Browns' 2nd and 3rd selections in the 7th round); 6c. Ogle, Kendall (LB) Maryland [187th] (choice from Seattle, see 6a); 6d. Dearth, James (TE) Tarleton State [191st] (choice from Seattle, see 6a); 7a. Hill, Madre (RB) Arkansas [207th]; 7b. (Choice traded to Chicago, see 6b); 7c. (Choice traded to Chicago, see 6b).

2000

1. Brown, Courtney (DE) Penn State [1st overall]; 2. Northcutt, Dennis (WR) Arizona [32nd]; 3a. Prentice, Travis (RB) Miami (Ohio) [63rd]; 3b. Dawson, JaJuan (WR) Tulane [79th]; 4a. Sanders, Lewis (CB) Maryland [95th]; 4b. Shea, Aaron (TE) Michigan [110th]; 5a. Malbrough, Anthony (DB) Texas Tech [130th]; 5b. Chapman, Lamar (DB) Kansas State [146th]; 6a. Wynn, Spergon (QB) Southwest Texas State [183rd]; 6b. Bedell, Brad (OL) Colorado [206th]; 7a. Savea, Manuia (OL) Arizona [207th]; 7b. Chandler, Eric (DL) Jackson State [209th] (choice acquired from Chicago for the Browns' 2nd and 3rd selections in the 7th round); 7c. Barnes, Rashidi (S) Colorado [225th] (choice from Chicago, see 7b).

2001

1. Warren, Gerard (DT) Florida [3rd]; 2. Morgan, Quincy (WR) Kansas State [33rd]; 3. Jackson, James (RB) Miami (Fla.) [65th]; 4. Henry, Anthony (DB) South Florida [97th]; 5. Pharms, Jeremiah (LB) Washington [134th]; 6. Jameson, Michael (DB) Texas A&M [165th]; 7a. Zukauskas, Paul (OL) Boston College [203rd]; 7b. King, Andre (WR) Miami (Fla.) [245th] (compensatory selection).

2002

1. Green, William (RB) Boston College [16th overall]; 2. Davis, Andre' (WR) Virginia Tech [47th]; 3. Fowler, Melvin (OL) Maryland [76th]; 4a. Bentley, Kevin (LB) Northwestern [101st]; 4b. Taylor, Ben (LB) Virginia Tech [111th]; 4c. Sanders, Darnell (TE) Ohio State [122nd]; 5. Davis, Andra (LB) Florida [141st]; 7. Gonzalez, Joaquin (OL) Miami (Fla.) [227th].

2003

1. Faine, Jeff (C) Notre Dame [21st overall]; 2. Thompson, Chaun (LB) West Texas A&M [52nd]; 3. Crocker, Chris (DB) Marshall [84th]; 4. Suggs, Lee, Jr. (RB) Virginia Tech [115th]; 5a. Pontbriand, Ryan (LS) Rice [142nd] (choice acquired from Minnesota); 5b. Lehan, Michael (DB) Minnesota [152nd]; 6. Garay, Antonio (DE) Boston College [195th].

2004

1. Choice traded to Detroit along with Browns 2nd round choice for the Lions first-round choice [6th overall] Winslow, Kellen (TE) Miami (Fla.); 2. Browns choice traded to Detroit (see above), choice acquired from Indianapolis, Jones, Sean (S) Georgia [59th], and the Colts fifth round choice for the Browns 2004 third round, fifth-round and sixth round choices; 3. Browns choice traded to Indianapolis (see above); 4. McCown, Luke (QB) Louisiana Tech [106th]; 5. Browns choice traded to Indianapolis (see above), choice acquired from Indianapolis, Gordon, Amon (DL) Stanford [161st]; 6. Browns choice traded to Indianapolis (see above), choice acquired from Buffalo in 2003 trade for TE Mark Campbell, Chambers, Kirk (OL) Stanford [176th]; 7. Echemandu, Adimchinobe (RB) California [208th].

2005

1. Edwards, Braylon (WR) Michigan [3rd overall]; 2. Pool, Brodney (DB) Oklahoma [34th]; 3. Frye, Charlie (QB) Akron [67th]; 4. Perkins, Antonio (DB) Oklahoma [103rd]; 5. McMillan, David (DE/LB) Kansas [139th]; 6a. Speegle, Nick (LB) New Mexico [176th]; 6b. Traded QB Luke McCown to Tampa Bay for the Buccaneers' sixth-round choice, Hoffman, Andrew (DL) Virginia [203rd]; 7. Dunn, Jonathan (OL) Virginia Tech [217th].

2006

1. Wimbley, Kamerion (LB) Florida State [13th overall]; 2. Jackson, D'Qwell (LB) Maryland [34th overall]; 3. Wilson, Travis (WR) Oklahoma [78th]; 4a. Williams, Leon (LB) Miami (Fla.) [110th]; 4b. Sowell, Issac (OL) Indiana [112th]; 5a. Harrison, Jerome (RB) Washington State [145th]; 5b. Minter, Demario (DB) Georgia [152nd]; 6a. Vickers, Lawrence (FB) Colorado [180th]; 6b. Oshinowo, Babatunde (DT) Stanford [181st]; 7. Hamilton, Justin (S) Virginia Tech [222nd].

2007

1a. Thomas, Joe (OT) Wisconsin [3rd overall]; 1b. Quinn, Brady (QB) Notre Dame [22nd] (choice from Dallas for Browns second-round pick and 2008 first-round choice); 2. Choice traded to Dallas [36th] (see above), choice acquired from Dallas, Wright, Eric (DB) UNLV [53rd], and the Cowboys sixth-round pick [195th] for the Browns third-round pick [67th], fourth-round pick [103rd] and sixth-round pick [178th]; 3. Choice traded to Dallas (see above); 4. Choice traded to Dallas (see above); 5. McDonald, Brandon (DB) Memphis [140th]; 6. Choice traded to Dallas (see above), choice acquired from Dallas [195th] traded to Dallas for a sixth-round choice, Purcell, Mellla (DL) Hawaii [200th] and the Cowboys seventh-round choice [234th]; 7a. Pittman, Chase (DL) LSU [213th]; 7b. Choice acquired from Dallas (see above), Steptoe, Syndric (WR) Arizona [234th].

2008

1. (choice traded to Dallas for QB Brady Quinn); 2. (choice traded to Green Bay for DE Corey Williams); 3. (choice traded to Detroit for DL Shaun Rogers); 4a. Bell, Beau (LB) UNLV; 4b. Rucker, Martin (TE) Missouri (Browns trade their 2009 third round choice to Dallas for this selection); 5. (choice traded to Dallas along with 2008 fourth round pick to move up in the fourth round to select LB Beau Bell); 6a. Rubin, Ahtyba (DT) Iowa State; 6b. Hubbard, Paul (WR) Wisconsin (Browns trade their 2009 fifth-round selection to Philadelphia for this selection); 7. Hall, Alex (LB) St. Augustine.



DRAFT CHOICES BY COLLEGE

Abilene Christian 2, Adams State 1, Akron 3, Alabama 8, Alabama A&M 1, Arizona 13, Arizona State 5, Arkansas 8, Army 1, Auburn 6, Austin 1, Baldwin-Wallace 1, Ball State 1, Baylor 14, Bemidji State 1, Bluffton 1, Boston College 9, Boston Univ. 5, Bowling Green 9, Brown 1, California 6, California State (Pa.) 1, Capital 1, Carson-Newman 1, Central Florida 1, Central Michigan 1, Central Missouri 1, Chattanooga 2, Chico State 1, Cincinnati 1, Clarion State 1, Clemson 6, Colorado 13, Colorado State 2, Dartmouth 1, Dayton 3, Defiance 1, Denver 1, Detroit 2, Duke 11, East Carolina 2, East Central Oklahoma 1, East Tennessee State 1, East Texas State 1, Eastern Kentucky 2, Edinboro State 1, Elizabeth City State 2, Evansville 1, Florida 9, Florida A&M 1, Florida State 12, Fresno State 2, Georgetown College (Ky.) 1, Georgia 10, Georgia Tech 5, Grambling 8, Grand Valley 1, Hampden-Sydney 1, Harding 1, Hardin-Simmons 2, Hawaii 2, Heidelberg 1, Henderson (Ark.) 1, Houston 6, Idaho 2, Illinois 14, Illinois State 2, Indiana 7, Iowa 8, Iowa State 5, Iowa State Teachers 1, Jackson State 3, John Carroll 4, Johnson C. Smith 2, Kansas 10, Kansas State 5, Kent State 5, Kentucky 7, LaCrosse State 2, Langston 1, Lehigh 2, Lenoir-Rhyne 1, Lewis & Clark 1, Liberty 1, Lincoln (Mo.) 1, Livingston State 1, Los Angeles State 1, Louisiana State 8, Louisiana Tech 2, Louisville 2, Loyola (Calif.) 2, Maine 2, Marshall 3, Maryland 15, Maryland State 2, Massachusetts 2, McMurray State 1, Memphis 6, Miami (Fla.) 10, Miami (Ohio) 9, Michigan 15, Michigan State 20, Middle Tennessee State 1, Minnesota 7, Mississippi 12, Mississippi Southern 1, Mississippi State 6, Missouri 6, Missouri Valley 1, Morehead Clark 1, Morgan State 3, Muhlenberg 1, Murray State 2, Nebraska 13, Nevada-Las Vegas 3, New Mexico 2, New Mexico State 2, Nicholls State 1, North Carolina 8, North Carolina Central 1, North Carolina College 2, North Carolina State 4, North Colorado 1, North Dakota State 1, North Texas State 4, Northern Iowa 1, Northern Michigan 1, Northwest Louisiana 3, Northwest Oklahoma 1, Northwestern 6, Northwestern State 1, Notre Dame 13, Ohio State 32, Ohio 2, Oklahoma 14, Oklahoma A&M 1, Oklahoma State 4, Oregon 3, Oregon State 3, Pacific 7, Pennsylvania 2, Penn State 8, Pittsburgh 12, Princeton 1, Purdue 22, Rice 8, River Falls (Wisc.) 1, Rutgers 1, St. Augustine's 1; St. Mary's 1, Sam Houston State 1, San Diego State 7, San Francisco 1, San Jose State 2, Santa Barbara State 1, Santa Clara 3, Shaw 2, South Carolina 4, South Carolina State 1, South Florida 1, Southeast Louisiana 2, Southeast Missouri State 3, Southern California 15, Southern Connecticut State 1, SMU 10, Southern Mississippi 6, Southern Univ. 3, Southwest Oklahoma State 1, Southwest Texas State 3, Stanford 9, Stephen F. Austin 1, Sterling 1, Superior State 1, Syracuse 14, Tampa 4, Tarleton State 1, Temple 5, Tennessee 11, Tennessee-Martin 1, Tennessee State 5, Tennessee Tech 1, Texas 10, Texas A&I 2, Texas-Arlington 2, Texas A&M 11, Texas Christian 5, Texas-El Paso 2, Texas Tech 5, Texas Western 1, Toledo 8, Trinity 1, Troy State 1, Tufts 1, Tulane 8, Tulsa 4, Tuskegee 1, UCLA 5, Utah 2, Utah State 1, Vanderbilt 4, Villanova 4, Virginia 9, Virginia Military 2, VPI 1, Virginia Tech 6, Wake Forest 6, Washington 5, Washington State 5, Washington Univ. 1, Washington & Lee 1, Wayne (Neb.) 1, Waynesburg 1, Weber State 1, West Texas A&M 1, West Texas State 2, West Virginia 5, Western Kentucky 2, Western Illinois 2, Western Michigan 2, Western Reserve 1, Whitewater State 1, Wichita 1, William & Mary 2, Winston-Salem 1, Wisconsin 8, Wittenberg 1, Wyoming 3, Xavier 6, Youngstown 1.

1999 EXPANSION DRAFT

1. OL Jim Pyne (Detroit); 2. DE Hurvín McCormack (Dallas); 3. OL Scott Rehberg (New England); 4. WR Damon Gibson (Cincinnati); 5. C Steve Gordon (San Francisco); 6. LB/FB Tarek Saleh (Carolina); 7. OL Jeff Buckley (Miami); 8. LB Jason Kyle (Seattle); 9. DE Rod Manuel (Pittsburgh); 10. LB Lenoy Jones (Tennessee); 11. DB Tim McTyer (Philadelphia); 12. LB Elijah Alexander (Indianapolis); 13. OT Pete Swanson (Kansas City); 14. DB Jerome Williams (San Diego); 15. DB Marlon Forbes (Chicago); 16. WR Justin Armour (Denver); 17. OL Paul Wiggins (Washington); 18. DB Duane Butler (Minnesota); 19. WR Fred Brock (Arizona); 20. DB Kory Blackwell (New York Giants); 21. DB Kevin Devine (Jacksonville); 22. DB Ray Jackson (Buffalo); 23. OL Jim Bundren (New York Jets); 24. OL Ben Cavit (Baltimore); 25. RB Michael Blair (Green Bay); 26. DL Antonio Anderson (Dallas); 27. OL Orlando Bobo (Minnesota); 28. LB James Williams (San Francisco); 29. QB Scott Milanovich (Tampa Bay); 30. DB Eric Stokes (Seattle); 31. RB Ronald Moore (Arizona); 32. FB Clarence Williams (Buffalo); 33. WR Freddie Solomon (Philadelphia); 34. DB Brandon Sanders (New York Giants); 35. DL Mike Thompson (Cincinnati); 36. RB Jerris McPhail (Detroit); 37. CB Antonio Langham (San Francisco).



2008

Players Signed by Browns: OL Rex Hadnot (Miami); LB Shantee Orr (Jacksonville); WR Donté Stallworth (New England).

Former Browns' Players Signed by Other Clubs: DB Ricardo Colclough (Carolina); DL *Simon Fraser (Atlanta); LB Matt Stewart (Arizona); LB Chau Thompson (Houston).

Note: *Restricted free agent

2007

Players Signed by Browns: RB Jamal Lewis (Baltimore); OL Seth McKinney (Miami); LB Antwan Peek (Houston); OL Eric Steinbach (Cincinnati); DL Robaire Smith (Tennessee); DT *Shaun Smith (Cincinnati); DB Kenny Wright (Washington).

Former Browns' Players Signed by Other Clubs: DE Alvin McKinley (Denver); WR Dennis Northcutt (Jacksonville); S Brian Russell (Seattle); FB Terrelle Smith (Arizona).

Note: *Restricted free agent

2006

Players Signed by Browns: OL LeCharles Bentley (New Orleans); TE Darnell Dinkins (Baltimore); OL Bob Hallen (San Diego); WR Joe Jurevicius (Seattle); LB Willie McGinest (New England); OL Kevin Shaffer (Atlanta); NT Ted Washington (Oakland); P Dave Zastudil (Baltimore).

Former Browns' Players Signed by Other Clubs: WR Antonio Bryant (San Francisco); TE Keith Heinrich (Miami); LB Kenard Lang (Denver); DB Michael Lehan (Miami); OL Mike Pucillo (Washington); TE Aaron Shea (San Diego); OL L.J. Shelton (Miami); LB Ben Taylor (Green Bay).

2005

Players Signed by Browns: OL Joe Andruzzi (New England); DB Gary Baxter (Baltimore); OL Cosey Coleman (Tampa Bay); DL Jason Fisk (San Diego); P Kyle Richardson (Cincinnati); DB *Brian Russell (Minnesota); LB Matt Stewart (Atlanta).

Former Browns' Players Signed by Other Clubs: LB *Kevin Bentley (Seattle); OL Damion Cook (Miami); LB Barry Gardner (N.Y. Jets); OL *Joaquin Gonzalez (Indianapolis); DB Anthony Henry (Dallas); QB Kelly Holcomb (Buffalo); LB Warrick Holdman (Washington); DB Lewis Sanders (Houston).

Note: *Restricted free agent

2004

Players Signed by Browns: DL Ebenezer Ekuban (Dallas); QB Jeff Garcia (San Francisco); OL Kelvin Garmon (San Diego); LB Warrick Holdman (Chicago); FB Terrelle Smith (New Orleans).

Former Browns' Players Signed by Other Clubs: P Chris Gardocki (Pittsburgh); OL Shaun O'Hara (N.Y. Giants); DB Lewis Sanders (Jacksonville); OL Barry Stokes (N.Y. Giants).

2003

Players Signed by Browns: LB Barry Gardner (Philadelphia).

Former Browns' Players Signed by Other Clubs: OL Dave Wohlabaugh (St. Louis); LB Earl Holmes (Detroit); DB Cory Fuller (Baltimore); LB Dwayne Rudd (Tampa Bay); DB Chris Akins (New England); LS Ryan Kuehl (New York Giants).

2002

Players Signed by Browns: S Robert Griffith (Minnesota); LB Earl Holmes (Pittsburgh); DL Kenard Lang (Washington); WR Chris Sanders (Tennessee); OL Barry Stokes (Green Bay); OL Ryan Tucker (St. Louis).

Former Browns' Players Signed by Other Clubs: DE Keith McKenzie (Chicago); OL Roman Oben (Tampa Bay); O.J. Santiago (Minnesota); DL Greg Spires (Tampa Bay).

2001

Players Signed by Browns: LB Brant Boyer (Jacksonville); TE Ricky Dudley (Oakland); RB Curtis Enis (Chicago); QB Kelly Holcomb (Indianapolis); LB Dwayne Rudd (Minnesota); FB Mike Sellers (Washington); DT Mark Smith (Arizona); OL Ross Verba (Green Bay).

Former Browns' Players Signed by Other Clubs: FB Marc Edwards (New England); WR David Patten (New England).

2000

Players Signed by Browns: DB Percy Ellsworth (N.Y. Giants); OL Everett Lindsay (Baltimore); DE Keith McKenzie (Green Bay); LB Marty Moore (New England); OT Roman Oben (N.Y. Giants); WR David Patten (N.Y. Giants); RB Errict Rhett (Baltimore); DL Orpheus Roye (Pittsburgh).

Former Browns' Players Signed by Other Clubs: OL Orlando Bobo (Baltimore); T Lomas Brown (N.Y. Giants); CB Antonio Langham (New England); QB Jamie Martin (Jacksonville); CB Ryan McNeil (Dallas); DB Marquez Pope (Oakland); OL Scott Rehberg (Cincinnati); WR Leslie Shepherd (Miami); LB-DE John Thierry (Green Bay).



1999

Players Signed by Browns: DE Derrick Alexander (Minnesota); DT Jerry Ball (Minnesota); T Lomas Brown (Arizona); T Orlando Brown (Baltimore); CB Corey Fuller (Minnesota); P Chris Gardocki (Indianapolis); DT Darius Holland (Detroit); DT John Jurkovic (Jacksonville); RB Terry Kirby (San Francisco); CB Ryan McNeil (St. Louis); LB Jamir Miller (Arizona); DB Marquez Pope (San Francisco); WR Leslie Shepherd (Washington); LB John Thierry (Chicago); C Dave Wohlabaugh (New England).

1995

Players Signed by Browns: DT Tim Goad (New England); WR Andre Rison (Atlanta); CB Johnny Thomas (Washington); RB Lorenzo White (Houston).

Former Browns' Players Signed by Other Clubs: RB Randy Baldwin (Carolina); DT James Jones (Denver); LB Frank Stams (Carolina).

Note: lost WR Mark Carrier to Carolina in expansion draft.

1994

Players Signed by Browns: LB Carl Banks (Washington); RB Earnest Byner (Washington); CB Don Griffin (San Francisco); TE Walter Reeves (Arizona); QB Mark Rypien (Washington); OL Mike Withycombe (San Diego).

Former Browns' Players Signed by Other Clubs: P Brian Hansen (N.Y. Jets); CB Randy Hilliard (Denver); LB Mike Johnson (Detroit); LB Clay Matthews (Atlanta).

1993

Players Signed by Browns: WR Mark Carrier (Tampa Bay); OL Houston Hoover (Atlanta); WR Hassan Jones (Minnesota); CB Najee Mustafa (Minnesota); QB Vinny Testaverde (Tampa Bay).

Former Browns' Players Signed by Other Clubs: WR Webster Slaughter (Houston - in 1992); TE Mark Bavaro (New England); QB Mike Tomczak (Pittsburgh).

"PLAN B" FREE AGENTS (1989-92)

1992

Players Signed by Browns During "Plan B" (11): RB James Brooks (Cincinnati); WR Jamie Holland (L.A. Raiders); CB Alonzo Hampton (Tampa); TE Pete Holohan (Kansas City); WR Keenan McCardell (Washington); S Stevon Moore (Miami); LB Anthony Moss (N.Y. Giants); RB Bruce Perkins (Indianapolis); CB Terry Taylor (Detroit); RB Ron Wolfley (Arizona); S Tony Zachary (New England).

Former Browns' Players Signed by Other Clubs During "Plan B" (6): DT Frank Conover (Green Bay); S Thane Gash (San Francisco); CB Ray Irvin (Kansas City); CB Joe King (Tampa Bay); WR Reggie Langhorne (Indianapolis); WR Mike Oliphant (Seattle).

1991

Players Signed by Browns During "Plan B" (11): TE Charles Arbuckle (New Orleans); LB David Brandon (San Diego); LB Richard Brown (San Diego); P Brian Hansen (New England); K Mike Lansford (L.A. Rams—failed physical); S Vince Newsome (L.A. Rams); QB Todd Philcox (Cincinnati); G John Rienstra (Pittsburgh); RB Lee Rouson (N.Y. Giants); K Matt Stover (N.Y. Giants); T Rob Woods (Kansas City).

Former Browns' Players Signed by Other Clubs During "Plan B" (6): DE Robert Banks (Houston); LB Marcus Cotton (Seattle); DL Marlon Jones (Tampa Bay); FB Tim Manoa (New Orleans); DT Chris Pike (San Diego); S Felix Wright (Minnesota).

1990

Players Signed by Browns During "Plan B" (6): C Mike Baab (New England); CB Raymond Clayborn (New England); LB Lawrence McGrew (New England); LB Ken Rose (N.Y. Jets); G Ralph Tamm (Washington); DE Rhondy Weston (Tampa Bay).

Former Browns' Players Signed by Other Clubs During "Plan B" (5): CB Hanford Dixon (San Francisco); RB Keith Jones (Dallas); S Robert Lyons (Minnesota); WR Gerald McNeil (Houston); TE Ron Middleton (Washington).

1989

Players Signed by Browns During "Plan B" (14): DE Al Baker (Minnesota); OG Ted Banker (N.Y. Jets); DE Robert Banks (Houston); C Tom Baugh (Kansas City); WR Ray Butler (Seattle); RB Patrick Collins (Green Bay); DL Tom Gibson (New England); CB Kerry Glenn (N.Y. Jets); RB Keith Jones (L.A. Rams); LB Barry Krauss (Indianapolis); QB Mike Norseth (Cincinnati); WR Darryl Usher (New England); P Bryan Wagner (Chicago); WR Chris Woods (L.A. Raiders).

Former Browns' Players Signed by Other Clubs During "Plan B" (10): DE Sam Clancy (Indianapolis); S Danny Copeland (Kansas City); NT Bob Golic (L.A. Raiders); K Jeff Jaeger (L.A. Raiders); TE Jeff Modesitt (Atlanta); P Max Runager (Kansas City); QB Steve Slayden (Kansas City); WR Clarence Weathers (Indianapolis); G Larry Williams (San Diego); C Frank Winters (N.Y. Giants).



02/12/1999

The Browns acquired defensive end **Roy Barker** and tight end **Irv Smith** from San Francisco for past considerations.

02/26/1999

The Browns traded fourth-round selection (110th overall) and fifth-round selection (134th overall) in 1999 NFL Draft to San Francisco for quarterback **Ty Detmer** and the 49ers' fourth-round selection (124th overall) in 1999. The Browns selected linebacker **Wali Rainer**.

04/18/1999

The Browns traded fourth-round draft choice (96th overall) in 1999 to San Francisco for fullback **Marc Edwards**.

04/18/1999

The Browns traded their first selection in the sixth-round (170th overall) of the 1999 NFL Draft to Seattle for Seahawks' sixth-round pick (187th overall) and Patriots' sixth-round pick (191st overall), previously obtained by Seattle. The Browns selected linebacker **Kendall Ogle** and tight end **James Dearth**.

04/18/1999

The Browns traded their second and third choice in the seventh-round (221st and 253rd overall) of the 1999 NFL Draft to Chicago for the Bears' second selection in sixth-round (174th overall). The Browns selected defensive tackle **Marcus Spriggs**.

04/22/1999

The Browns acquired running back **Sedrick Shaw** from New England for past considerations.

09/28/1999

The Browns traded defensive tackle **Jerry Ball** to Minnesota for defensive end **Stalin Colinet** and a seventh-round draft choice.

10/19/1999

The Browns traded their first choice in the sixth-round (167th overall) of the 2000 NFL Draft to Miami for running back **Karim Abdul-Jabbar**.

04/16/2000

The Browns traded their second (compensatory selection from the NFL) and third choice (acquired from Minnesota) in the seventh-round (223rd and 254th overall) to Chicago for two seventh-round draft choices (209th and 225th overall). The Browns selected defensive lineman **Eric Chandler** and defensive back **Rashidi Barnes**.

***08/14/2001**

The Browns traded offensive lineman **Everett Lindsay** to Minnesota for a conditional draft choice.

08/28/2001

The Browns traded wide receiver **Darrin Chiaverini** to Dallas for a conditional draft choice, however, the conditions of the trade were not met and the Browns did not receive compensation.

09/02/2001

The Browns traded quarterback **Ty Detmer** to Detroit for a fourth-round choice in the 2002 NFL Draft.

***09/02/2001**

The Browns traded running back **Travis Prentice** and quarterback **Spergon Wynn** to Minnesota for conditional draft choices.

***10/16/2001**

The Browns traded defensive end **Stalin Colinet** to Minnesota for a conditional draft choice.

03/08/2002

The Browns traded a conditional seventh-round draft choice in 2004 to Miami for running back **J.J. Johnson**.

04/20/2002

The Browns traded linebacker **Wali Rainer** and a third-round draft choice (79th overall) in 2001 to Jacksonville for the Jaguars' third-round draft choice (76th overall) in 2001.

04/21/2002

The Browns traded a fifth-round draft choice (147th overall) and a sixth-round draft choice (189th overall) in the 2001 NFL Draft to Oakland for the Raiders' fourth-round choice (122nd overall) in 2001.

*The Browns' trades with the Vikings involving **Everett Lindsay**, **Travis Prentice**, **Spergon Wynn** and **Stalin Colinet** ultimately resulted in the Browns receiving from Minnesota a fifth-round draft choice in the 2002 NFL Draft and a fifth-round draft choice in the 2003 NFL Draft.

08/31/2002

The Browns traded their seventh-round draft choice in the 2003 draft to San Diego for tight end **Steve Heiden** (Chargers also had the option of switching sixth-round picks in 2003).

02/28/2003

The Browns trade tight end **Mark Campbell** to Buffalo for an undisclosed 2004 draft choice.

04/24/2004

The Browns traded their 2004 first-round and second-round choices to Detroit for the Lions 2004 first-round choice, 6th overall (TE-Kellen Winslow).

04/24/2004

The Browns traded their 2004 third-round, fifth-round and sixth-round choices to Indianapolis for the Colts second-round (S-Sean Jones) and fifth-round (DL-Amon Gordon) choices.

03/02/2005

The Browns traded DL **Gerard Warren** to Denver for the Broncos fourth round choice in the 2005 draft.

03/05/2005

Cleveland traded a 2005 fourth-round draft choice (acquired from Denver) to Seattle for QB **Trent Dilfer**.

03/30/2005

The Browns traded DE **Ebenezer Ekuban** and DE **Michael Myers** to Denver for RB **Reuben Droughns**.

04/24/2005

Cleveland traded QB **Luke McCown** to Tampa Bay for a 2005 sixth-round draft choice, 203rd overall (DT **Andrew Hoffman**, Virginia).

08/22/2005

Cleveland traded WR **Andre Davis** to New England for an undisclosed draft choice.

09/04/2005

Cleveland traded OL **Melvin Fowler** to Minnesota for OL **Nat Dorsey**.

03/20/2006

Cleveland traded S **Chris Crocker** to Atlanta for the Falcons' fourth-round choice in the 2006 NFL draft.

04/29/2006

Cleveland traded their first-round choice (12th overall) to the Baltimore Ravens for their 2006 first-round choice (13th overall-LB **Kamerion Wimbley**) and 2006 sixth-



CLEVELAND BROWNS 2008 MEDIA GUIDE

round choice (181st overall-DT **Babatunde Oshinowo**).

Cleveland traded C **Jeff Faine** and their 2006 second-round choice (43rd overall) to the New Orleans Saints for their 2006 second-round choice (34th overall-LB **D'Qwell Jackson**).

05/04/2006

Cleveland traded QB **Trent Difer** to San Francisco for an undisclosed 2007 draft choice and QB **Ken Dorsey**.

08/8/2006

Cleveland traded an undisclosed draft pick to New England for OL **Ross Tucker**.

08/22/2006

Cleveland traded WR **Carlton Brewster** to Green Bay for DB **Therrian Fontenot**.

08/24/2006

Cleveland traded a conditional draft choice to Chicago for OL **Lennie Friedman**.

09/2/2006

Cleveland traded an undisclosed 2008 draft choice to Philadelphia for OL **Hank Fraley**.

03/9/2007

Cleveland traded RB **Reuben Droughns** to N.Y. Giants for WR **Tim Carter**.

04/28/2007

Cleveland traded their 2007 second-round choice (36th overall) and their 2008 first-round choice to the Dallas Cowboys for their 2007 first-round choice (22nd overall-QB **Brady Quinn**).

Cleveland traded their 2007 third-round (67th overall), their fourth-round choice (103rd overall) and their sixth-

round choice (178th overall) to the Dallas Cowboys for their second-round choice (53rd overall-DB **Eric Wright**) and their sixth-round choice (195th overall).

04/29/2007

Cleveland traded their sixth-round choice from the above mentioned trade (195th overall) to the Dallas Cowboys for their sixth-round choice (200th overall-DL **Melila Purcell**) and their seventh-round choice (234th overall-WR **Syndric Steptoe**).

09/11/2007

Cleveland traded QB **Charlie Frye** to Seattle for their 2008 sixth round draft choice.

02/29/08

Cleveland traded their 2008 second-round draft choice to Green Bay for DE **Corey Williams**.

03/04/08

Cleveland traded DB **Leigh Bodden** and their 2008 third-round draft choice for DL **Shaun Rogers**.

04/27/2008

Cleveland traded their 2008 fourth-round choice (122nd overall) and their 2008 fifth-round choice (155th overall) to Dallas for their 2008 fourth round choice (104th overall) to select LB **Beau Bell**.

04/27/2008

Cleveland traded their 2009 third-round selection to Dallas for their 2008 fourth-round selection (111th overall) to select TE **Martin Rucker**.

04/27/2008

Cleveland traded their 2009 fifth-round selection to Philadelphia for their 2008 sixth-round selection (191st overall) to select WR **Paul Hubbard**.

BROWNS VS. NFL TEAMS

	REGULAR SEASON				PLAYOFFS				COMBINED RECORD			
	W	L	T	%	W	L	T	%	W	L	T	%
Arizona Cardinals	33	12	3	0.719	0	0	0	0.000	33	12	3	0.719
Atlanta Falcons	10	2	0	0.833	0	0	0	0.000	10	2	0	0.833
Baltimore Ravens	7	11	0	0.389	0	0	0	0.000	7	11	0	0.389
Buffalo Bills	8	5	0	0.615	1	0	0	1.000	9	5	0	0.643
Carolina Panthers	0	3	0	0.000	0	0	0	0.000	0	3	0	0.000
Chicago Bears	9	4	0	0.692	0	0	0	0.000	9	4	0	0.692
Cincinnati Bengals	34	35	0	0.493	0	0	0	0.000	34	35	0	0.493
Dallas Cowboys	15	10	0	0.600	2	1	0	0.667	17	11	0	0.607
Denver Broncos	5	16	0	0.238	0	3	0	0.000	5	19	0	0.208
Detroit Lions	4	13	0	0.235	1	3	0	0.250	5	16	0	0.238
Green Bay Packers	7	9	0	0.438	0	1	0	0.000	7	10	0	0.412
Houston Texans	3	2	0	0.600	0	0	0	0.000	3	2	0	0.600
Indianapolis Colts	14	11	0	0.560	2	2	0	0.500	16	13	0	0.552
Jacksonville Jaguars	2	8	0	0.200	0	0	0	0.000	2	8	0	0.200
Kansas City Chiefs	9	9	2	0.474	0	0	0	0.000	9	9	2	0.474
Miami Dolphins	6	7	0	0.462	0	2	0	0.000	6	9	0	0.400
Minnesota Vikings	3	9	0	0.250	0	1	0	0.000	3	10	0	0.231
New England Patriots	11	9	0	0.550	1	0	0	1.000	12	9	0	0.571
New Orleans Saints	11	4	0	0.733	0	0	0	0.000	11	4	0	0.733
New York Giants	25	19	2	0.565	1	1	0	0.500	26	20	2	0.565
New York Jets	12	7	0	0.632	1	0	0	1.000	13	7	0	0.650
Oakland Raiders	7	10	0	0.412	0	2	0	0.000	7	12	0	0.368
Philadelphia Eagles	31	14	1	0.684	0	0	0	0.000	31	14	1	0.684
Pittsburgh Steelers	55	55	0	0.500	0	2	0	0.000	55	57	0	0.491
St. Louis Rams	9	9	0	0.500	2	1	0	0.667	11	10	0	0.524
San Diego Chargers	7	13	1	0.375	0	0	0	0.000	7	13	1	0.375
San Francisco 49ers	11	6	0	0.647	0	0	0	0.000	11	6	0	0.647
Seattle Seahawks	5	11	0	0.313	0	0	0	0.000	5	11	0	0.313
Tampa Bay Buccaneers	5	2	0	0.714	0	0	0	0.000	5	2	0	0.714
Tennessee Titans	33	26	0	0.559	0	1	0	0.000	33	27	0	0.550
Washington Redskins	33	9	1	0.779	0	0	0	0.000	33	9	1	0.779
NFL TOTAL RECORDS	424	360	10	0.540	11	20	0	0.355	435	380	10	0.533



* indicates playoff game

RESULTS VS. ARIZONA CARDINALS

Chicago Cardinals	10-15-1950	W	34-24
at Chicago Cardinals	11-05-1950	W	10-7
at Chicago Cardinals	11-04-1951	W	34-17
Chicago Cardinals	12-02-1951	W	49-28
Chicago Cardinals	11-09-1952	W	28-13
at Chicago Cardinals	12-07-1952	W	10-0
at Chicago Cardinals	10-04-1953	W	27-7
Chicago Cardinals	11-29-1953	W	27-16
Chicago Cardinals	10-10-1954	W	31-7
at Chicago Cardinals	10-24-1954	W	35-3
at Chicago Cardinals	10-30-1955	W	26-20
Chicago Cardinals	12-11-1955	W	35-24
at Chicago Cardinals	09-30-1956	L	7-9
Chicago Cardinals	12-16-1956	L	7-24
at Chicago Cardinals	10-27-1957	W	17-7
Chicago Cardinals	12-01-1957	W	31-0
Chicago Cardinals	10-12-1958	W	35-28
at Chicago Cardinals	10-26-1958	W	38-24
at Chicago Cardinals	10-04-1959	W	34-7
Chicago Cardinals	10-18-1959	W	17-7
St. Louis Cardinals	11-13-1960	W	28-27
at St. Louis Cardinals	11-27-1960	T	17-17
St. Louis Cardinals	09-24-1961	W	20-17
at St. Louis Cardinals	10-29-1961	W	21-10
at St. Louis Cardinals	10-21-1962	W	34-7
St. Louis Cardinals	11-18-1962	W	38-14
St. Louis Cardinals	11-17-1963	L	14-20
at St. Louis Cardinals	12-01-1963	W	24-10
St. Louis Cardinals	09-20-1964	T	33-33
at St. Louis Cardinals	12-06-1964	L	19-28
St. Louis Cardinals	09-26-1965	L	13-49
at St. Louis Cardinals	12-19-1965	W	27-24
St. Louis Cardinals	09-25-1966	L	28-34
at St. Louis Cardinals	12-17-1966	W	38-10
St. Louis Cardinals	10-15-1967	W	20-16
at St. Louis Cardinals	12-10-1967	W	20-16
St. Louis Cardinals	10-13-1968	L	21-27
at St. Louis Cardinals	12-14-1968	L	16-27
St. Louis Cardinals	10-26-1969	T	21-21
at St. Louis Cardinals	12-14-1969	W	27-21
at St. Louis Cardinals	09-29-1974	L	7-29
at St. Louis Cardinals	10-28-1979	W	38-20
St. Louis Cardinals	09-08-1985	L	24-27 OT
at Phoenix Cardinals	10-23-1988	W	29-21
Arizona Cardinals	09-18-1994	W	32-0
at Arizona Cardinals	10-08-2000	L	21-29
Arizona Cardinals	11-16-2003	W	44-6
at Arizona Cardinals	12-02-2007	L	21-27
Regular Season Totals	33-12-3	.719	
Home	15-6-2	.700	
Away	18-6-1	.740	

RESULTS VS. ATLANTA FALCONS

at Atlanta Falcons	10-30-1966	W	49-17
Atlanta Falcons	10-27-1968	W	30-7
Atlanta Falcons	10-31-1971	L	14-31
at Atlanta Falcons	10-17-1976	W	20-17
at Atlanta Falcons	09-17-1978	W	24-16
Atlanta Falcons	09-27-1981	W	28-17
at Atlanta Falcons	11-18-1984	W	23-7
Atlanta Falcons	11-08-1987	W	38-3
Atlanta Falcons	12-16-1990	W	13-10
at Atlanta Falcons	11-28-1993	L	14-17
Atlanta Falcons	12-29-2002	W	24-16
at Atlanta Falcons	11-12-2006	W	17-13

Regular Season Totals	10-2-0	.833
Home	5-1-0	.833
Away	5-1-0	.833

RESULTS VS. BALTIMORE RAVENS

at Baltimore Ravens	09-26-1999	L	10-17
Baltimore Ravens	11-07-1999	L	9-41
Baltimore Ravens	10-01-2000	L	0-12
at Baltimore Ravens	11-26-2000	L	7-44
Baltimore Ravens	10-21-2001	W	24-14
at Baltimore Ravens	11-18-2001	W	27-17
Baltimore Ravens	10-06-2002	L	21-26
at Baltimore Ravens	12-22-2002	W	14-13
at Baltimore Ravens	09-14-2003	L	13-33
Baltimore Ravens	12-21-2003	L	0-35
Baltimore Ravens	09-12-2004	W	20-3
at Baltimore Ravens	11-07-2004	L	13-27
at Baltimore Ravens	10-16-2005	L	3-16
Baltimore Ravens	01-01-2006	W	20-16
Baltimore Ravens	09-24-2006	L	14-15
at Baltimore Ravens	12-17-2006	L	17-27
Baltimore Ravens	09-30-2007	W	27-13
at Baltimore Ravens	11-18-2007	W	33-30 OT
Regular Season Totals	7-11-0	.389	
Home	4-5-0	.444	
Away	3-6-0	.333	

RESULTS VS. BUFFALO BILLS

Buffalo Bills	11-26-1972	W	27-10
Buffalo Bills	11-24-1974	L	10-15
at Buffalo Bills	10-23-1977	W	27-16
Buffalo Bills	10-29-1978	W	41-20
at Buffalo Bills	11-01-1981	L	13-22
at Buffalo Bills	11-04-1984	W	13-10
Buffalo Bills	11-17-1985	W	17-7
at Buffalo Bills	12-07-1986	W	21-17
Buffalo Bills	11-15-1987	W	27-21
^Buffalo Bills	01-06-1990	W	34-30
Buffalo Bills	11-04-1990	L	0-42
Buffalo Bills	10-02-1995	L	19-22
at Buffalo Bills	12-12-2004	L	7-37
Buffalo Bills	12-16-2007	W	8-0
Regular Season Totals	8-5-0	.615	
Home	5-3-0	.625	
Away	3-2-0	.600	
Playoffs	1-0-0	1.000	

RESULTS VS. CAROLINA PANTHERS

Carolina Panthers	11-21-1999	L	17-31
Carolina Panthers	12-01-2002	L	6-13
at Carolina Panthers	10-08-2006	L	12-20
Regular Season Totals	0-3-0	.000	
Home	0-2-0	.000	
Away	0-1-0	.000	

RESULTS VS. CHICAGO BEARS

Chicago Bears	11-25-1951	W	42-21
at Chicago Bears	11-14-1954	W	39-10
Chicago Bears	12-11-1960	W	42-0
at Chicago Bears	12-10-1961	L	14-17
Chicago Bears	10-22-1967	W	24-0
at Chicago Bears	11-30-1969	W	28-24
Chicago Bears	10-15-1972	L	0-17
Chicago Bears	11-03-1980	W	27-21
at Chicago Bears	09-07-1986	L	31-41
Chicago Bears	10-23-1989	W	27-7
Chicago Bears	11-29-1992	W	27-14
at Chicago Bears	11-04-2001	L	21-27 OT
Chicago Bears	10-09-2005	W	20-10



CLEVELAND BROWNS 2006 MEDIA GUIDE

Regular Season Totals	9-4-0	.692
Home	7-1-0	.875
Away	2-3-0	.400

RESULTS VS. CINCINNATI BENGALS

Cincinnati Bengals	10-11-1970	W	30-27
at Cincinnati Bengals	11-15-1970	L	10-14
at Cincinnati Bengals	10-17-1971	W	27-24
Cincinnati Bengals	12-05-1971	W	31-27
Cincinnati Bengals	10-01-1972	W	27-6
at Cincinnati Bengals	12-09-1972	W	27-24
Cincinnati Bengals	10-07-1973	W	17-10
at Cincinnati Bengals	12-09-1973	L	17-34
at Cincinnati Bengals	09-15-1974	L	7-33
Cincinnati Bengals	10-13-1974	L	24-34
at Cincinnati Bengals	09-21-1975	L	17-24
Cincinnati Bengals	11-23-1975	W	35-23
Cincinnati Bengals	10-03-1976	L	24-45
at Cincinnati Bengals	10-31-1976	L	6-21
at Cincinnati Bengals	09-18-1977	W	13-3
Cincinnati Bengals	11-06-1977	L	7-10
Cincinnati Bengals	09-10-1978	W	13-10 OT
at Cincinnati Bengals	12-17-1978	L	16-48
Cincinnati Bengals	10-21-1979	W	28-27
at Cincinnati Bengals	12-16-1979	L	12-16
Cincinnati Bengals	11-23-1980	W	31-7
at Cincinnati Bengals	12-21-1980	W	27-24
at Cincinnati Bengals	09-20-1981	W	20-17
Cincinnati Bengals	11-29-1981	L	21-41
at Cincinnati Bengals	12-12-1982	L	10-23
Cincinnati Bengals	09-15-1983	W	17-7
at Cincinnati Bengals	10-23-1983	L	21-28
at Cincinnati Bengals	10-21-1984	L	9-12
Cincinnati Bengals	12-02-1984	L	17-20 OT
at Cincinnati Bengals	11-10-1985	L	10-27
Cincinnati Bengals	11-24-1985	W	24-6
Cincinnati Bengals	09-18-1986	L	13-30
at Cincinnati Bengals	12-14-1986	W	34-3
at Cincinnati Bengals	10-18-1987	W	34-0
Cincinnati Bengals	12-13-1987	W	38-24
at Cincinnati Bengals	09-25-1988	L	17-24
Cincinnati Bengals	10-30-1988	W	23-16
at Cincinnati Bengals	09-25-1989	L	14-21
Cincinnati Bengals	12-03-1989	L	0-21
Cincinnati Bengals	10-22-1990	L	13-34
at Cincinnati Bengals	12-30-1990	L	14-21
Cincinnati Bengals	09-15-1991	W	14-13
at Cincinnati Bengals	11-03-1991	L	21-23
at Cincinnati Bengals	11-01-1992	L	10-30
Cincinnati Bengals	12-06-1992	W	37-21
Cincinnati Bengals	09-05-1993	W	27-14
at Cincinnati Bengals	10-17-1993	W	28-17
at Cincinnati Bengals	09-04-1994	W	28-20
Cincinnati Bengals	10-23-1994	W	37-13
at Cincinnati Bengals	10-29-1995	W	29-26 OT
Cincinnati Bengals	12-17-1995	W	26-10
Cincinnati Bengals	10-10-1999	L	17-18
at Cincinnati Bengals	12-12-1999	L	28-44
at Cincinnati Bengals	09-10-2000	W	24-7
Cincinnati Bengals	10-29-2000	L	3-12
at Cincinnati Bengals	10-14-2001	L	14-24
Cincinnati Bengals	11-25-2001	W	18-0
Cincinnati Bengals	09-15-2002	W	20-7
at Cincinnati Bengals	11-17-2002	W	27-20
Cincinnati Bengals	09-28-2003	L	14-21
at Cincinnati Bengals	12-28-2003	W	22-14
Cincinnati Bengals	10-17-2004	W	34-17
at Cincinnati Bengals	11-28-2004	L	48-58

Cincinnati Bengals	09-11-2005	L	13-27
at Cincinnati Bengals	12-11-2005	L	20-23
at Cincinnati Bengals	09-17-2006	L	17-34
Cincinnati Bengals	11-26-2006	L	0-30
Cincinnati Bengals	09-16-2007	W	51-45
at Cincinnati Bengals	12-23-2007	L	14-19
Regular Season Totals	34-35-0	.493	
Home	21-13-0	.618	
Away	13-22-0	.371	

RESULTS VS. DALLAS COWBOYS

at Dallas Cowboys	10-16-1960	W	48-7
Dallas Cowboys	10-01-1961	W	25-7
at Dallas Cowboys	12-03-1961	W	38-17
Dallas Cowboys	10-07-1962	W	19-10
at Dallas Cowboys	12-02-1962	L	21-45
at Dallas Cowboys	09-22-1963	W	41-24
Dallas Cowboys	11-24-1963	W	27-17
Dallas Cowboys	10-04-1964	W	27-6
at Dallas Cowboys	10-18-1964	W	20-16
Dallas Cowboys	10-17-1965	W	23-17
at Dallas Cowboys	11-21-1965	W	24-17
Dallas Cowboys	10-23-1966	W	30-21
at Dallas Cowboys	11-24-1966	L	14-26
Dallas Cowboys	09-17-1967	L	14-21
[^] at Dallas Cowboys	12-24-1967	L	14-52
at Dallas Cowboys	09-22-1968	L	7-28
[^] Dallas Cowboys	12-21-1968	W	31-20
Dallas Cowboys	11-02-1969	W	42-10
[^] at Dallas Cowboys	12-28-1969	W	38-14
Dallas Cowboys	12-12-1970	L	2-6
at Dallas Cowboys	12-07-1974	L	17-41
Dallas Cowboys	09-24-1979	W	26-7
at Dallas Cowboys	11-25-1982	L	14-31
at Dallas Cowboys	09-22-1985	L	7-20
Dallas Cowboys	12-04-1988	W	24-21
Dallas Cowboys	09-01-1991	L	14-26
at Dallas Cowboys	12-10-1994	W	19-14
at Dallas Cowboys	09-19-2004	L	12-19
Regular Season Totals	15-10-0	.600	
Home	9-3-0	.750	
Away	6-7-0	.461	
Playoffs	2-1-0	.667	

RESULTS VS. DENVER BRONCOS

at Denver Broncos	12-20-1970	W	27-13
Denver Broncos	10-24-1971	L	0-27
at Denver Broncos	10-29-1972	W	27-20
Denver Broncos	10-27-1974	W	23-21
at Denver Broncos	10-19-1975	L	15-16
at Denver Broncos	09-26-1976	L	13-44
Denver Broncos	11-12-1978	L	7-19
Denver Broncos	10-05-1980	L	16-19
at Denver Broncos	11-08-1981	L	20-23 OT
at Denver Broncos	12-04-1983	L	6-27
Denver Broncos	09-16-1984	L	14-24
[^] Denver Broncos	01-11-1987	L	20-23 OT
[^] at Denver Broncos	01-17-1988	L	33-38
at Denver Broncos	11-13-1988	L	7-30
Denver Broncos	10-01-1989	W	16-13
[^] at Denver Broncos	01-14-1990	L	21-37
at Denver Broncos	10-08-1990	W	30-29
Denver Broncos	12-08-1991	L	7-17
Denver Broncos	09-27-1992	L	0-12
Denver Broncos	11-07-1993	L	14-29
at Denver Broncos	10-30-1994	L	14-26
at Denver Broncos	10-15-2000	L	10-44
at Denver Broncos	12-14-2003	L	20-23 OT

HISTORY
Browns vs. NFL Teams



Denver Broncos	10-22-2006	L	7-17
Regular Season Totals	5-16-0	.238	
Home	2-8-0	.200	
Away	3-8-0	.273	
Playoffs	0-3-0	.000	

RESULTS VS. DETROIT LIONS

at Detroit Lions	11-02-1952	L	6-17
^Detroit Lions	12-18-1952	L	7-17
^at Detroit Lions	12-17-1953	L	16-17
Detroit Lions	12-19-1954	L	10-14
^Detroit Lions	12-26-1954	W	56-10
at Detroit Lions	12-08-1957	L	7-20
^at Detroit Lions	12-29-1957	L	14-59
Detroit Lions	11-09-1958	L	10-30
at Detroit Lions	12-08-1963	L	10-38
Detroit Lions	11-15-1964	W	37-21
at Detroit Lions	09-24-1967	L	14-31
Detroit Lions	10-05-1969	L	21-28
Detroit Lions	10-18-1970	L	24-41
at Detroit Lions	11-09-1975	L	10-21
at Detroit Lions	09-11-1983	W	31-26
Detroit Lions	09-28-1986	W	24-21
at Detroit Lions	11-23-1989	L	10-13
at Detroit Lions	12-13-1992	L	14-24
at Detroit Lions	10-08-1995	L	20-38
Detroit Lions	09-23-2001	W	24-14
Detroit Lions	10-23-2005	L	10-13
Regular Season Totals	4-13-0	.235	
Home	3-5-0	.375	
Away	1-8-0	.111	
Playoffs	1-3-0	.250	

RESULTS VS. GREEN BAY PACKERS

at Green Bay Packers	09-27-1953	W	27-0
Green Bay Packers	10-23-1955	W	41-10
at Green Bay Packers	11-04-1956	W	24-7
Green Bay Packers	10-15-1961	L	17-49
at Green Bay Packers	11-22-1964	L	21-28
^at Green Bay Packers	01-02-1966	L	12-23
Green Bay Packers	09-18-1966	L	20-21
at Green Bay Packers	11-12-1967	L	7-55
Green Bay Packers	12-07-1969	W	20-7
Green Bay Packers	09-17-1972	L	10-26
Green Bay Packers	10-19-1980	W	26-21
at Green Bay Packers	11-06-1983	L	21-35
Green Bay Packers	10-19-1986	L	14-17
Green Bay Packers	10-18-1992	W	17-6
Green Bay Packers	11-19-1995	L	20-31
at Green Bay Packers	12-23-2001	L	7-30
at Green Bay Packers	09-18-2005	W	26-24
Regular Season Totals	7-9-0	.438	
Home	4-5-0	.444	
Away	3-4-0	.429	
Playoffs	0-1-0	.000	

RESULTS VS. HOUSTON TEXANS

Houston Texans	10-20-2002	W	34-17
at Houston Texans	01-02-2005	W	22-14
at Houston Texans	10-30-2005	L	16-19
at Houston Texans	12-31-2006	L	6-14
Houston Texans	11-25-2007	W	27-17
Regular Season Totals	3-2-0	.600	
Home	2-0-0	1.000	
Away	1-2-0	.333	

RESULTS VS. INDIANAPOLIS COLTS

at Baltimore Colts	09-24-1950	W	31-0
Baltimore Colts	11-11-1956	L	7-21

at Baltimore Colts	11-01-1959	W	38-31
Baltimore Colts	10-14-1962	L	14-36
^Baltimore Colts	12-27-1964	W	27-0
at Baltimore Colts	10-20-1968	W	30-20
^Baltimore Colts	12-29-1968	L	0-34
at Baltimore Colts	09-26-1971	W	14-13
^Baltimore Colts	12-26-1971	L	3-20
Baltimore Colts	09-16-1973	W	24-14
at Baltimore Colts	11-02-1975	L	7-21
at Baltimore Colts	11-19-1978	W	45-24
Baltimore Colts	09-16-1979	W	13-10
at Baltimore Colts	11-09-1980	W	28-27
Baltimore Colts	10-25-1981	W	42-28
Baltimore Colts	11-27-1983	W	41-23
at Indianapolis Colts	11-02-1986	W	24-9
Indianapolis Colts	12-06-1987	L	7-9
^Indianapolis Colts	01-09-1988	W	38-21
Indianapolis Colts	09-19-1988	W	23-17
at Indianapolis Colts	12-10-1989	L	17-23 OT
at Indianapolis Colts	12-01-1991	W	31-0
at Indianapolis Colts	09-06-1992	L	3-14
at Indianapolis Colts	09-26-1993	L	10-23
at Indianapolis Colts	09-25-1994	W	21-14
Indianapolis Colts	12-26-1999	L	28-29
Indianapolis Colts	12-15-2002	L	23-28
Indianapolis Colts	09-07-2003	L	6-9
At Indianapolis Colts	09-25-2005	L	6-13
Regular Season Totals	14-11-0	.560	
Home	5-6-0	.455	
Away	9-5-0	.643	
Playoffs	2-2-0	.500	

RESULTS VS. JACKSONVILLE JAGUARS

Jacksonville Jaguars	10-22-1995	L	15-23
at Jacksonville Jaguars	12-24-1995	L	21-24
at Jacksonville Jaguars	10-17-1999	L	7-24
Jacksonville Jaguars	12-19-1999	L	14-24
Jacksonville Jaguars	09-03-2000	L	7-27
at Jacksonville Jaguars	12-03-2000	L	0-48
at Jacksonville Jaguars	09-30-2001	W	23-14
Jacksonville Jaguars	12-16-2001	L	10-15
at Jacksonville Jaguars	12-08-2002	W	21-20
Jacksonville Jaguars	12-04-2005	L	14-20
Regular Season Totals	2-8-0	.200	
Home	0-5-0	.000	
Away	2-3-0	.400	

RESULTS VS. KANSAS CITY CHIEFS

at Kansas City Chiefs	11-14-1971	L	7-13
Kansas City Chiefs	10-08-1972	L	7-31
at Kansas City Chiefs	12-02-1973	T	20-20
Kansas City Chiefs	12-14-1975	W	40-14
at Kansas City Chiefs	12-12-1976	L	14-39
Kansas City Chiefs	10-30-1977	W	44-7
at Kansas City Chiefs	10-22-1978	L	3-17
at Kansas City Chiefs	09-09-1979	W	27-24
Kansas City Chiefs	09-21-1980	W	20-13
at Kansas City Chiefs	09-30-1984	L	6-10
Kansas City Chiefs	10-12-1986	W	20-7
at Kansas City Chiefs	09-04-1988	W	6-3
Kansas City Chiefs	11-19-1989	T	10-10 OT
at Kansas City Chiefs	09-30-1990	L	0-34
Kansas City Chiefs	11-24-1991	W	20-15
at Kansas City Chiefs	11-20-1994	L	13-20
Kansas City Chiefs	09-24-1995	W	35-17
Kansas City Chiefs	09-08-2002	L	39-40
at Kansas City Chiefs	11-09-2003	L	20-41
Kansas City Chiefs	12-03-2006	W	31-28 OT



CLEVELAND BROWNS 2008 MEDIA GUIDE

Regular Season Totals	9-9-2	.500
Home	7-2-1	.750
Away	2-7-1	.250

RESULTS VS. MIAMI DOLPHINS

at Miami Dolphins	10-25-1970	W	28-0
[^] at Miami Dolphins	12-24-1972	L	14-20
Miami Dolphins	10-15-1973	L	9-17
Miami Dolphins	11-28-1976	W	17-13
Miami Dolphins	11-18-1979	W	30-24 OT
[^] at Miami Dolphins	01-04-1986	L	21-24
Miami Dolphins	11-10-1986	W	26-16
at Miami Dolphins	12-12-1988	L	31-38
at Miami Dolphins	10-08-1989	L	10-13 OT
Miami Dolphins	11-25-1990	L	13-30
Miami Dolphins	09-14-1992	L	23-27
Miami Dolphins	10-10-1993	L	14-24
at Miami Dolphins	12-26-2004	L	7-10
Miami Dolphins	11-20-2005	W	22-0
Miami Dolphins	10-14-2007	W	41-31
Regular Season Totals	6-7-0	.462	
Home	5-4-0	.556	
Away	1-3-0	.250	
Playoffs	0-2-0	.000	

RESULTS VS. MINNESOTA VIKINGS

Minnesota Vikings	10-31-1965	L	17-27
Minnesota Vikings	11-19-1967	W	14-10
at Minnesota Vikings	11-09-1969	L	3-1951
[^] at Minnesota Vikings	01-04-1970	L	7-27
at Minnesota Vikings	11-04-1973	L	3-26
Minnesota Vikings	09-28-1975	L	10-42
at Minnesota Vikings	12-14-1980	L	23-28
Minnesota Vikings	09-04-1983	L	21-27
at Minnesota Vikings	10-26-1986	W	23-20
Minnesota Vikings	12-17-1989	W	23-17 OT
at Minnesota Vikings	11-22-1992	L	13-17
at Minnesota Vikings	12-09-1995	L	11-27
at Minnesota Vikings	11-27-2005	L	12-24
Regular Season Totals	3-9-0	.250	
Home	2-3-0	.400	
Away	1-6-0	.143	
Playoffs	0-1-0	.000	

RESULTS VS. NEW ENGLAND PATRIOTS

New England Patriots	11-21-1971	W	27-7
at New England Patriots	11-10-1974	W	21-14
New England Patriots	09-26-1977	W	30-27 OT
at New England Patriots	09-07-1980	L	17-34
New England Patriots	11-21-1982	W	10-7
at New England Patriots	11-20-1983	W	30-0
New England Patriots	10-07-1984	L	16-17
New England Patriots	10-06-1985	W	24-20
at New England Patriots	10-04-1987	W	20-10
at New England Patriots	09-08-1991	W	20-0
at New England Patriots	10-25-1992	W	19-17
New England Patriots	12-19-1993	L	17-20
New England Patriots	11-06-1994	W	13-6
[^] New England Patriots	01-01-1995	W	20-13
at New England Patriots	09-03-1995	L	14-17
New England Patriots	10-03-1999	L	7-19
New England Patriots	11-12-2000	W	19-11
at New England Patriots	12-09-2001	L	16-27
at New England Patriots	10-26-2003	L	3-9
New England Patriots	12-05-2004	L	15-42
at New England Patriots	10-07-2007	L	17-34
Regular Season Totals	11-9-0	.550	
Home	6-4-0	.600	
Away	5-5-0	.500	
Playoffs	1-0-0	1.000	

RESULTS VS. NEW ORLEANS SAINTS

at New Orleans Saints	10-01-1967	W	42-7
at New Orleans Saints	09-15-1968	W	24-10
New Orleans Saints	11-10-1968	W	35-17
at New Orleans Saints	10-12-1969	W	27-17
at New Orleans Saints	12-12-1971	W	21-17
New Orleans Saints	11-30-1975	W	17-16
at New Orleans Saints	10-08-1978	W	24-16
New Orleans Saints	10-18-1981	W	20-17
New Orleans Saints	10-28-1984	L	14-16
at New Orleans Saints	09-13-1987	L	21-28
at New Orleans Saints	10-14-1990	L	20-25
New Orleans Saints	12-05-1993	W	17-13
at New Orleans Saints	10-31-1999	W	21-16
at New Orleans Saints	11-24-2002	W	24-15
New Orleans Saints	09-10-2006	L	14-19
Regular Season Totals	11-4-0	.733	
Home	4-2-0	.667	
Away	7-2-0	.778	

RESULTS VS. NEW YORK GIANTS

New York Giants	10-01-1950	L	0-6
at New York Giants	10-22-1950	L	13-17
[^] New York Giants	12-17-1950	W	8-3
New York Giants	10-27-1951	W	14-13
at New York Giants	11-18-1951	W	10-0
New York Giants	10-12-1952	L	9-17
at New York Giants	12-14-1952	L	34-37
at New York Giants	10-25-1953	W	7-0
New York Giants	12-06-1953	W	62-14
New York Giants	10-31-1954	W	24-14
at New York Giants	11-28-1954	W	16-7
New York Giants	11-06-1955	W	24-14
at New York Giants	11-27-1955	T	35-35
New York Giants	10-14-1956	L	9-21
at New York Giants	12-09-1956	W	24-7
New York Giants	09-29-1957	W	6-3
at New York Giants	12-15-1957	W	34-28
New York Giants	11-02-1958	L	17-21
at New York Giants	12-14-1958	L	10-13
[^] at New York Giants	12-21-1958	L	0-10
New York Giants	10-11-1959	L	6-10
at New York Giants	12-06-1959	L	7-48
New York Giants	11-06-1960	L	13-17
at New York Giants	12-15-1960	W	48-34
New York Giants	11-26-1961	L	21-37
at New York Giants	12-17-1961	T	7-7
New York Giants	09-16-1962	W	17-7
at New York Giants	12-09-1962	L	13-17
at New York Giants	10-13-1963	W	35-24
New York Giants	10-27-1963	L	6-33
New York Giants	10-25-1964	W	42-20
at New York Giants	12-12-1964	W	52-20
at New York Giants	10-24-1965	W	38-14
New York Giants	11-14-1965	W	34-21
at New York Giants	10-02-1966	W	28-7
New York Giants	12-04-1966	W	49-40
at New York Giants	10-29-1967	L	34-38
New York Giants	12-03-1967	W	24-14
New York Giants	12-01-1968	W	45-10
New York Giants	11-23-1969	W	28-17
at New York Giants	12-21-1969	L	14-27
New York Giants	09-30-1973	W	12-10
at New York Giants	11-20-1977	W	21-7
at New York Giants	12-01-1985	W	35-33
at New York Giants	09-22-1991	L	10-13
New York Giants	12-04-1994	L	13-16
New York Giants	11-05-2000	L	3-24

HISTORY
Browns vs. NFL Teams



at New York Giants	09-26-2004	L	10-27
Regular Season Totals	25-19-2	.565	
Home	13-10-0	.565	
Away	12-9-2	.565	
Playoffs	1-1-0	.500	

RESULTS VS. NEW YORK JETS

New York Jets	09-21-1970	W	31-21
at New York Jets	12-17-1972	W	26-10
New York Jets	09-12-1976	W	38-17
New York Jets	12-10-1978	W	37-34 OT
at New York Jets	09-02-1979	W	25-22 OT
New York Jets	12-07-1980	W	17-14
New York Jets	12-12-1981	L	13-14
New York Jets	10-09-1983	W	10-7
New York Jets	10-14-1984	L	20-24
at New York Jets	12-22-1985	L	10-37
^New York Jets	01-11-1987	W	23-20 2OT
New York Jets	09-11-1988	L	3-23
New York Jets	09-17-1989	W	38-24
at New York Jets	09-16-1990	L	21-24
New York Jets	10-06-1991	L	14-17
New York Jets	10-02-1994	W	27-7
at New York Jets	10-27-2002	W	24-21
New York Jets	11-21-2004	L	7-10
New York Jets	10-29-2006	W	20-13
at New York Jets	12-09-2007	W	24-18
Regular Season Totals	12-7-0	.632	
Home	8-5-0	.615	
Away	4-2-0	.667	
Playoffs	1-0-0	1.000	

RESULTS VS. OAKLAND RAIDERS

at Oakland Raiders	11-08-1970	L	20-23
Oakland Raiders	10-04-1971	L	20-34
at Oakland Raiders	11-18-1973	W	7-3
Oakland Raiders	10-06-1974	L	24-40
at Oakland Raiders	11-16-1975	L	17-38
Oakland Raiders	10-09-1977	L	10-26
at Oakland Raiders	12-09-1979	L	14-19
^Oakland Raiders	01-04-1981	L	12-14
^at Los Angeles Raiders	01-08-1983	L	10-27
Los Angeles Raiders	10-20-1985	L	20-21
at Los Angeles Raiders	11-16-1986	L	14-27
at Los Angeles Raiders	12-20-1987	W	24-17
at Los Angeles Raiders	09-20-1992	W	28-16
at Los Angeles Raiders	09-19-1993	W	19-16
at Oakland Raiders	09-24-2000	L	10-36
Oakland Raiders	10-12-2003	W	13-7
at Oakland Raiders	12-18-2005	W	9-7
at Oakland Raiders	10-01-2006	W	24-21
at Oakland Raiders	09-23-2007	L	24-26
Regular Season Totals	7-10-0	.412	
Home	1-4-0	.200	
Away	6-6-0	.500	
Playoffs	0-2-0	.000	

RESULTS VS. PHILADELPHIA EAGLES

at Philadelphia Eagles	09-16-1950	W	35-10
Philadelphia Eagles	12-03-1950	W	13-7
Philadelphia Eagles	11-11-1951	W	20-17
at Philadelphia Eagles	12-16-1951	W	24-9
at Philadelphia Eagles	10-19-1952	W	49-7
Philadelphia Eagles	11-23-1952	L	20-28
Philadelphia Eagles	10-10-1953	W	37-13
at Philadelphia Eagles	12-13-1953	L	27-42
Philadelphia Eagles	09-26-1954	L	10-28
Philadelphia Eagles	11-21-1954	W	6-0

Philadelphia Eagles	10-09-1955	W	21-17
at Philadelphia Eagles	11-13-1955	L	17-33
at Philadelphia Eagles	11-18-1956	W	16-0
Philadelphia Eagles	12-02-1956	W	17-14
Philadelphia Eagles	10-13-1957	W	24-7
at Philadelphia Eagles	10-20-1957	L	7-17
Philadelphia Eagles	11-23-1958	W	28-14
at Philadelphia Eagles	12-07-1958	W	21-14
Philadelphia Eagles	11-08-1959	W	28-7
at Philadelphia Eagles	12-13-1959	W	28-21
at Philadelphia Eagles	09-25-1960	W	41-24
Philadelphia Eagles	10-23-1960	L	29-31
at Philadelphia Eagles	09-17-1961	L	20-27
Philadelphia Eagles	11-19-1961	W	45-24
at Philadelphia Eagles	09-30-1962	L	7-35
Philadelphia Eagles	11-04-1962	T	14-14
Philadelphia Eagles	10-20-1963	W	37-7
at Philadelphia Eagles	11-03-1963	W	23-17
at Philadelphia Eagles	09-27-1964	W	28-20
Philadelphia Eagles	11-29-1964	W	38-24
at Philadelphia Eagles	10-03-1965	W	35-17
Philadelphia Eagles	11-07-1965	W	38-34
Philadelphia Eagles	11-13-1966	W	27-7
at Philadelphia Eagles	12-11-1966	L	21-33
at Philadelphia Eagles	12-17-1967	L	24-28
Philadelphia Eagles	11-24-1968	W	47-13
at Philadelphia Eagles	09-21-1969	W	27-20
Philadelphia Eagles	09-24-1972	W	27-17
Philadelphia Eagles	11-14-1976	W	24-3
at Philadelphia Eagles	11-04-1979	W	24-19
Philadelphia Eagles	09-19-1982	L	21-24
Philadelphia Eagles	10-16-1988	W	19-3
Philadelphia Eagles	11-10-1991	L	30-32
at Philadelphia Eagles	11-13-1994	W	26-7
Philadelphia Eagles	12-10-2000	L	24-35
Philadelphia Eagles	10-24-2004	L	31-34 OT
Regular Season Totals	31-14-1	.684	
Home	17-6-1	.729	
Away	14-8-0	.636	

RESULTS VS. PITTSBURGH STEELERS

at Pittsburgh Steelers	10-07-1950	W	30-17
Pittsburgh Steelers	10-29-1950	W	45-7
Pittsburgh Steelers	10-21-1951	W	17-0
at Pittsburgh Steelers	12-09-1951	W	28-0
at Pittsburgh Steelers	10-04-1952	W	21-20
Pittsburgh Steelers	11-16-1952	W	29-28
Pittsburgh Steelers	11-08-1953	W	34-16
at Pittsburgh Steelers	11-22-1953	W	20-16
at Pittsburgh Steelers	10-17-1954	L	27-55
Pittsburgh Steelers	12-12-1954	W	42-7
Pittsburgh Steelers	11-20-1955	W	41-14
at Pittsburgh Steelers	12-04-1955	W	30-7
at Pittsburgh Steelers	10-06-1956	W	14-10
Pittsburgh Steelers	11-28-1956	L	16-24
at Pittsburgh Steelers	10-05-1957	W	23-12
Pittsburgh Steelers	11-10-1957	W	24-0
at Pittsburgh Steelers	10-05-1958	W	45-12
Pittsburgh Steelers	10-19-1958	W	27-10
at Pittsburgh Steelers	09-26-1959	L	7-17
Pittsburgh Steelers	11-22-1959	L	20-21
Pittsburgh Steelers	10-02-1960	W	28-20
at Pittsburgh Steelers	11-20-1960	L	10-14
at Pittsburgh Steelers	10-22-1961	W	30-28
Pittsburgh Steelers	11-05-1961	L	13-17
at Pittsburgh Steelers	10-28-1962	W	41-14
Pittsburgh Steelers	11-25-1962	W	35-14
Pittsburgh Steelers	10-05-1963	W	35-23



CLEVELAND BROWNS 2008 MEDIA GUIDE

at Pittsburgh Steelers	11-10-1963	L	7-9
Pittsburgh Steelers	10-10-1964	L	7-23
at Pittsburgh Steelers	11-01-1964	W	30-17
Pittsburgh Steelers	10-09-1965	W	24-19
at Pittsburgh Steelers	11-28-1965	W	42-21
Pittsburgh Steelers	10-08-1966	W	41-10
at Pittsburgh Steelers	11-06-1966	L	6-16
Pittsburgh Steelers	10-07-1967	W	21-10
at Pittsburgh Steelers	11-05-1967	W	34-14
Pittsburgh Steelers	10-05-1968	W	31-24
at Pittsburgh Steelers	11-17-1968	W	45-24
Pittsburgh Steelers	10-18-1969	W	42-31
at Pittsburgh Steelers	11-16-1969	W	24-3
Pittsburgh Steelers	10-03-1970	W	15-7
at Pittsburgh Steelers	11-29-1970	L	9-28
Pittsburgh Steelers	10-10-1971	W	27-17
at Pittsburgh Steelers	11-07-1971	L	9-26
Pittsburgh Steelers	11-19-1972	W	26-24
at Pittsburgh Steelers	12-03-1972	L	0-30
at Pittsburgh Steelers	09-23-1973	L	6-33
Pittsburgh Steelers	11-25-1973	W	21-16
at Pittsburgh Steelers	10-20-1974	L	16-20
Pittsburgh Steelers	11-17-1974	L	16-26
Pittsburgh Steelers	10-05-1975	L	6-42
at Pittsburgh Steelers	12-07-1975	L	17-31
at Pittsburgh Steelers	09-19-1976	L	14-31
Pittsburgh Steelers	10-10-1976	W	18-16
Pittsburgh Steelers	10-02-1977	L	14-28
at Pittsburgh Steelers	11-13-1977	L	31-35
at Pittsburgh Steelers	09-24-1978	L	9-15 OT
Pittsburgh Steelers	10-15-1978	L	14-34
Pittsburgh Steelers	10-07-1979	L	35-51
at Pittsburgh Steelers	11-25-1979	L	30-33 OT
Pittsburgh Steelers	10-26-1980	W	27-26
at Pittsburgh Steelers	11-16-1980	L	13-16
at Pittsburgh Steelers	10-11-1981	L	7-13
Pittsburgh Steelers	11-22-1981	L	10-32
Pittsburgh Steelers	12-19-1982	W	10-9
at Pittsburgh Steelers	01-02-1983	L	21-37
at Pittsburgh Steelers	10-16-1983	L	17-44
Pittsburgh Steelers	12-18-1983	W	30-17
Pittsburgh Steelers	09-23-1984	W	20-10
at Pittsburgh Steelers	12-09-1984	L	20-23
Pittsburgh Steelers	09-16-1985	W	17-7
at Pittsburgh Steelers	11-03-1985	L	9-10
at Pittsburgh Steelers	10-05-1986	W	27-24
Pittsburgh Steelers	11-23-1986	W	37-31 OT
Pittsburgh Steelers	09-20-1987	W	34-10
at Pittsburgh Steelers	12-26-1987	W	19-13
at Pittsburgh Steelers	10-02-1988	W	23-9
Pittsburgh Steelers	11-20-1988	W	27-7
at Pittsburgh Steelers	09-10-1989	W	51-0
Pittsburgh Steelers	10-15-1989	L	7-17
Pittsburgh Steelers	09-09-1990	W	13-3
at Pittsburgh Steelers	12-23-1990	L	0-35
Pittsburgh Steelers	10-27-1991	W	17-14
at Pittsburgh Steelers	12-22-1991	L	10-17
Pittsburgh Steelers	10-11-1992	W	17-9
at Pittsburgh Steelers	12-27-1992	L	13-23
Pittsburgh Steelers	10-24-1993	W	28-23
at Pittsburgh Steelers	01-02-1994	L	9-16
Pittsburgh Steelers	09-11-1994	L	10-17
at Pittsburgh Steelers	12-18-1994	L	7-17
at Pittsburgh Steelers	01-07-1995	L	9-29
at Pittsburgh Steelers	11-13-1995	L	3-20
Pittsburgh Steelers	11-26-1995	L	17-20
Pittsburgh Steelers	09-12-1999	L	0-43

at Pittsburgh Steelers	11-14-1999	W	16-15
Pittsburgh Steelers	09-17-2000	W	23-20
at Pittsburgh Steelers	10-22-2000	L	0-22
Pittsburgh Steelers	11-11-2001	L	12-15 OT
at Pittsburgh Steelers	01-06-2002	L	7-28
at Pittsburgh Steelers	09-29-2002	L	13-16 OT
Pittsburgh Steelers	11-03-2002	L	20-23
at Pittsburgh Steelers	01-05-2003	L	33-36
at Pittsburgh Steelers	10-05-2003	W	33-13
Pittsburgh Steelers	11-23-2003	L	6-13
at Pittsburgh Steelers	10-10-2004	L	23-34
Pittsburgh Steelers	11-14-2004	L	10-24
at Pittsburgh Steelers	11-13-2005	L	21-34
Pittsburgh Steelers	12-24-2005	L	0-41
Pittsburgh Steelers	11-19-2006	L	20-24
at Pittsburgh Steelers	12-07-2006	L	7-27
Pittsburgh Steelers	09-09-2007	L	7-34
at Pittsburgh Steelers	11-11-2007	L	28-31
Regular Season Totals	55-55-0	.500	
Home	34-21-0	.618	
Away	21-34-0	.382	
Playoffs	0-2-0	.000	

RESULTS VS. SAN DIEGO CHARGERS

San Diego Chargers	11-01-1970	L	10-27
at San Diego Chargers	11-13-1972	W	21-17
San Diego Chargers	10-28-1973	T	16-16
at San Diego Chargers	11-03-1974	L	35-36
San Diego Chargers	10-24-1976	W	21-17
at San Diego Chargers	12-04-1977	L	14-37
San Diego Chargers	09-07-1981	L	14-44
San Diego Chargers	12-05-1982	L	13-30
at San Diego Chargers	09-25-1983	W	30-24 OT
at San Diego Chargers	09-29-1985	W	21-7
San Diego Chargers	12-21-1986	W	47-17
at San Diego Chargers	11-01-1987	L	24-27 OT
San Diego Chargers	09-23-1990	L	14-24
at San Diego Chargers	10-20-1991	W	30-24 OT
San Diego Chargers	11-15-1992	L	13-14
at San Diego Chargers	12-03-1995	L	13-31
at San Diego Chargers	12-05-1999	L	10-23
San Diego Chargers	10-07-2001	W	20-16
San Diego Chargers	10-19-2003	L	20-26
San Diego Chargers	12-19-2004	L	0-21
at San Diego Chargers	11-05-2006	L	25-32
Regular Season Totals	7-13-1	.357	
Home	3-7-1	.318	
Away	4-6-0	.400	

RESULTS VS. SAN FRANCISCO 49ERS

San Francisco 49ers	11-12-1950	W	34-14
at San Francisco 49ers	09-30-1951	L	10-24
San Francisco 49ers	11-15-1953	W	23-21
at San Francisco 49ers	10-02-1955	W	38-3
San Francisco 49ers	11-29-1959	L	20-21
San Francisco 49ers	12-15-1962	W	13-10
at San Francisco 49ers	11-03-1968	W	33-21
at San Francisco 49ers	09-27-1970	L	31-34
San Francisco 49ers	12-01-1974	W	7-0
San Francisco 49ers	09-03-1978	W	24-7
at San Francisco 49ers	11-15-1981	W	15-12
San Francisco 49ers	11-11-1984	L	7-41
at San Francisco 49ers	11-29-1987	L	24-38
at San Francisco 49ers	10-28-1990	L	17-20
San Francisco 49ers	09-13-1993	W	23-13
at San Francisco 49ers	09-21-2003	W	13-12
San Francisco 49ers	12-30-2007	W	20-7



Regular Season Totals	11-6-0	.647
Home	6-2-0	.750
Away	5-4-0	.556

RESULTS VS. SEATTLE SEAHAWKS

at Seattle Seahawks	12-18-1977	L	19-20
at Seattle Seahawks	12-03-1978	L	24-47
Seattle Seahawks	11-11-1979	L	24-29
at Seattle Seahawks	10-12-1980	W	27-3
at Seattle Seahawks	12-20-1981	L	21-42
at Seattle Seahawks	09-12-1982	W	21-7
Seattle Seahawks	10-02-1983	L	9-24
at Seattle Seahawks	09-03-1984	L	0-33
at Seattle Seahawks	12-08-1985	L	13-31
Seattle Seahawks	10-09-1988	L	10-16
at Seattle Seahawks	11-12-1989	W	17-7
at Seattle Seahawks	11-14-1993	L	5-22
Seattle Seahawks	12-24-1994	W	35-9
Seattle Seahawks	09-09-2001	L	6-9
at Seattle Seahawks	11-30-2003	L	7-34
Seattle Seahawks	11-04-2007	W	33-30 OT
Regular Season Totals	5-11-0	.313	
Home	2-4-0	.333	
Away	3-7-0	.300	

RESULTS VS. ST. LOUIS RAMS

[^] Los Angeles Rams	12-24-1950	W	30-28
at Los Angeles Rams	10-07-1951	W	38-23
[^] at Los Angeles Rams	12-23-1951	L	17-24
Los Angeles Rams	09-28-1952	W	37-7
[^] at Los Angeles Rams	12-26-1955	W	38-14
Los Angeles Rams	11-24-1957	W	45-31
at Los Angeles Rams	09-28-1958	W	30-27
Los Angeles Rams	09-29-1963	W	20-6
at Los Angeles Rams	12-12-1965	L	7-42
Los Angeles Rams	09-29-1968	L	6-24
at Los Angeles Rams	12-16-1973	L	17-30
Los Angeles Rams	11-27-1977	L	0-9
Los Angeles Rams	11-26-1978	W	30-19
at Los Angeles Rams	10-04-1981	L	16-27
at Los Angeles Rams	09-09-1984	L	17-20
Los Angeles Rams	10-26-1987	W	30-17
Los Angeles Rams	12-02-1990	L	23-38
at Los Angeles Rams	12-26-1993	W	42-14
at St. Louis Rams	10-24-1999	L	3-34
St. Louis Rams	12-08-2003	L	20-26
at St. Louis Rams	10-28-2007	W	27-20
Regular Season Totals	9-9-0	.500	
Home	5-4-0	.556	
Away	4-5-0	.444	
Playoffs	2-1-0	.667	

RESULTS VS. TAMPA BAY BUCCANEERS

at Tampa Bay Buccaneers	11-21-1976	W	24-7
at Tampa Bay Buccaneers	09-28-1980	W	34-27
Tampa Bay Buccaneers	11-13-1983	W	20-0
at Tampa Bay Buccaneers	11-05-1989	W	42-31
Tampa Bay Buccaneers	09-10-1995	W	22-6
at Tampa Bay Buccaneers	10-13-2002	L	3-17
Tampa Bay Buccaneers	12-24-2006	L	7-22
Regular Season Totals	5-2-0	.714	
Home	2-1-0	.667	
Away	3-1-0	.750	

RESULTS VS. TENNESSEE TITANS

Houston Oilers	11-22-1970	W	28-14
at Houston Oilers	12-07-1970	W	21-10
Houston Oilers	09-19-1971	W	31-0

at Houston Oilers	11-28-1971	W	37-24
at Houston Oilers	10-22-1972	W	23-17
Houston Oilers	11-05-1972	W	20-0
Houston Oilers	10-21-1973	W	42-13
at Houston Oilers	11-11-1973	W	23-13
Houston Oilers	09-22-1974	W	20-7
at Houston Oilers	12-15-1974	L	24-28
Houston Oilers	10-12-1975	L	10-40
at Houston Oilers	12-21-1975	L	10-21
at Houston Oilers	11-07-1976	W	21-7
Houston Oilers	12-05-1976	W	13-10
at Houston Oilers	10-16-1977	W	24-23
Houston Oilers	12-11-1977	L	15-19
Houston Oilers	10-01-1978	L	13-16
at Houston Oilers	11-05-1978	L	10-14
at Houston Oilers	09-30-1979	L	10-31
Houston Oilers	12-02-1979	W	14-7
Houston Oilers	09-15-1980	L	7-16
at Houston Oilers	11-30-1980	W	17-14
Houston Oilers	09-13-1981	L	3-9
at Houston Oilers	12-03-1981	L	13-17
at Houston Oilers	12-26-1982	W	20-14
Houston Oilers	10-30-1983	W	25-19 OT
at Houston Oilers	12-11-1983	L	27-34
Houston Oilers	11-25-1984	W	27-10
at Houston Oilers	12-16-1984	W	27-20
at Houston Oilers	10-13-1985	W	21-6
Houston Oilers	12-15-1985	W	28-21
at Houston Oilers	09-14-1986	W	23-20
Houston Oilers	11-30-1986	W	13-10 OT
Houston Oilers	10-11-1987	L	10-15
at Houston Oilers	11-22-1987	W	40-7
at Houston Oilers	11-07-1988	L	17-24
Houston Oilers	12-18-1988	W	28-23
[^] Houston Oilers	12-24-1988	L	23-24
Houston Oilers	10-29-1989	W	28-17
at Houston Oilers	12-23-1989	W	24-20
Houston Oilers	11-18-1990	L	23-35
at Houston Oilers	12-09-1990	L	14-58
at Houston Oilers	11-17-1991	L	24-28
Houston Oilers	12-15-1991	L	14-17
at Houston Oilers	11-08-1992	W	24-14
Houston Oilers	12-20-1992	L	14-17
Houston Oilers	11-21-1993	L	20-27
at Houston Oilers	12-12-1993	L	17-19
at Houston Oilers	10-13-1994	W	11-8
Houston Oilers	11-27-1994	W	34-10
at Houston Oilers	09-17-1995	W	14-7
Houston Oilers	11-05-1995	L	10-37
at Tennessee Titans	09-19-1999	L	9-26
Tennessee Titans	11-28-1999	L	21-33
at Tennessee Titans	11-19-2000	L	10-24
Tennessee Titans	12-17-2000	L	0-24
Tennessee Titans	12-02-2001	L	15-31
at Tennessee Titans	12-30-2001	W	41-38
at Tennessee Titans	09-22-2002	W	31-28 OT
Tennessee Titans	11-06-2005	W	20-14
Regular Season Totals	33-26-0	.559	
Home	15-14-0	.517	
Away	18-12-0	.600	
Playoffs	0-1-0	.000	

RESULTS VS. WASHINGTON REDSKINS

Washington Redskins	11-19-1950	W	20-14
at Washington Redskins	12-10-1950	W	45-21
Washington Redskins	10-14-1951	W	45-0
Washington Redskins	10-26-1952	W	19-15



CLEVELAND BROWNS 2008 MEDIA GUIDE

at Washington Redskins	11-30-1952	W	48-24
at Washington Redskins	10-18-1953	W	30-14
Washington Redskins	11-01-1953	W	27-3
Washington Redskins	11-07-1954	W	62-3
at Washington Redskins	12-05-1954	W	34-14
Washington Redskins	09-25-1955	L	17-27
at Washington Redskins	10-16-1955	W	24-14
at Washington Redskins	10-21-1956	L	9-20
Washington Redskins	11-25-1956	L	17-20
Washington Redskins	11-03-1957	W	21-17
at Washington Redskins	11-17-1957	T	30-30
at Washington Redskins	11-16-1958	W	20-10
Washington Redskins	11-30-1958	W	21-14
Washington Redskins	10-25-1959	W	34-7
at Washington Redskins	11-15-1959	W	31-17
at Washington Redskins	10-30-1960	W	31-10
Washington Redskins	12-04-1960	W	27-16
Washington Redskins	10-08-1961	W	31-7
at Washington Redskins	11-12-1961	W	17-6
Washington Redskins	09-23-1962	L	16-17
at Washington Redskins	11-11-1962	L	9-17
Washington Redskins	09-15-1963	W	37-14
at Washington Redskins	12-15-1963	W	27-20
at Washington Redskins	09-13-1964	W	27-13
Washington Redskins	11-08-1964	W	34-24

at Washington Redskins	09-19-1965	W	17-7
Washington Redskins	12-05-1965	W	24-16
at Washington Redskins	09-11-1966	W	38-14
Washington Redskins	11-20-1966	W	14-3
Washington Redskins	11-26-1967	W	42-37
at Washington Redskins	12-08-1968	W	24-21
Washington Redskins	09-28-1969	W	27-23
at Washington Redskins	12-19-1971	W	20-13
Washington Redskins	10-26-1975	L	7-23
Washington Redskins	10-14-1979	L	9-13
Washington Redskins	10-27-1985	L	7-14
at Washington Redskins	11-27-1988	W	17-13
at Washington Redskins	10-13-1991	L	17-42
Washington Redskins	10-03-2004	W	17-13
Regular Season Totals	33-9-1	.779	
Home	17-6-0	.739	
Away	16-3-1	.825	

RANKING BY YARDS (SINCE 1971)

YEAR	OFFENSE			DEFENSE		
	TOTAL	RUSHING	PASSING	TOTAL	RUSHING	PASSING
1971	18	20	9	17	23	4
1972	19	19	21	16	24	3
1973	23	13	23	11	15	9
1974	20	14	23	23	25	8
1975	21	14	21	19	15	23
1976	10	9	11	9	4	13
1977	9	8	10	20	19	13
1978	5	5	8	25	11	28
1979	3	14	6	24	27	19
1980	5	26	2	23	6	28
1981	4	20	4	16	18	15
1982	17	23	12	23	26	14
1983	10	19	6	9	14	9
1984	24	21	18	2	15	3
1985	21	8	25	9	10	12
1986	9	22	8	19	18	15
1987	9	21	5	3	2	8
1988	18	24	9	6	15	6
1989	16	21	11	7	10	9
1990	25	28	12	17	23	15
1991	19	24	9	18	21	15
1992	18	19	17	14	7	19
1993	20	17	19	12	12	13
1994	16	14	19	7	13	7
1995	21	22	14	24	20	24
1999	31	31	29	31	31	11
2000	31	30	30	26	29	12
2001	31	31	28	22	29	11
2002	23	23	18	21	27	15
2003	26	20	25	15	23	7
2004	28	23	25	15	32	5
2005	26	25	23	16	30	4
2006	31	31	23	27	29	15
2007	8	10	12	30	27	24

HISTORY
Browns vs. NFL Teams/
Ranking by Yards (Since 1971)



Sept. 26, 1977—Cleveland 30, New England 27, at Cleveland; Browns won coin toss. Brian Sipe threw a 22-yard pass to Dave Logan at Patriots' 19. Don Cockroft kicked a 35-yard field goal at 4:45.

Sept. 10, 1978—Cleveland 13, Cincinnati 10, at Cleveland; Browns won toss. Larry Collins returned a kickoff 41 yards to the Browns' 47. Don Cockroft kicked a 27-yard field goal at 4:30.

Sept. 24, 1978—Pittsburgh 15, Cleveland 9, at Pittsburgh; Steelers won toss. Bennie Cunningham scored on a 37-yard "gadget" pass from Terry Bradshaw at 3:43. Steelers started winning drive on their own 21.

Dec. 10, 1978—Cleveland 37, New York Jets 34, at Cleveland; Browns won toss. Don Cockroft kicked a 22-yard field goal at 3:07.

Sept. 2, 1979—Cleveland 25, New York Jets 22, at New York; Jets won toss. Pat Leahy's 43-yard field goal attempt was wide right at 4:41. Johnny Evans' punt was blocked by Donald Dykes and recovered by Tom Newton. Chuck Ramsey punted into the end zone for a touchback. Evans punted and Bruce Harper returned to the Jets' 24. Matt Robinson's pass was intercepted by Oliver Davis and returned 33 yards to Jets' 31. Don Cockroft kicked a 27-yard field goal at 14:45.

Nov. 18, 1979—Cleveland 30, Miami 24, at Cleveland; Browns won toss. Brian Sipe passed 39 yards to Reggie Rucker for touchdown at 1:59.

Nov. 25, 1979—Pittsburgh 33, Cleveland 30, at Pittsburgh; Browns won toss. Brian Sipe's pass was intercepted by Mel Blount on the Steelers' four. Terry Bradshaw's pass was intercepted by Ron Bolton on Browns' 12. Johnny Evans punted and Theo Bell returned to the Steelers' 17. Matt Bahr kicked a 37-yard field goal at 4:51.

Nov. 8, 1981—Denver 23, Cleveland 20, at Denver; Browns won toss. Dennis Smith recovered Calvin Hill's fumble at the Denver 48. Craig Morton's 33-yard pass to Rick Upchurch and six-yard run by Dave Preston set up Fred Steinfurt's 30-yard field goal at 4:10.

Sept. 25, 1983—Cleveland 30, San Diego 24, at San Diego; Browns won toss. Harry Holt scored on 48-yard pass play from Brian Sipe at 1:53.

Oct. 30, 1983—Cleveland 25, Houston 19, at Cleveland; Oilers won toss. Teams traded punts. Mike Whitwell intercepted Gifford Nielsen's pass and returned it to the Oilers' 20. Boyce Green scored a touchdown on next play at 6:34.

Dec. 2, 1984—Cincinnati 20, Cleveland 17, at Cleveland; Browns won toss. Browns failed to get first down and Steve Cox punted 41 yards. John Simmons returned the punt 30 yards to the Browns' 35. Jim Breech kicked a 35-yard field goal at 4:34.

Sept. 8, 1985—St. Louis 27, Cleveland 24, at Cleveland; Cardinals won toss. Ron Wolfley returned the kickoff 24 yards to the St. Louis 36. The Cardinals gained 46 yards in nine plays before Neil O'Donoghue kicked a 35-yard field goal at 5:27.

Nov. 23, 1986—Cleveland 37, Pittsburgh 31, at Cleveland; Browns won toss. Following an exchange of possessions, Bernie Kosar threw a 36-yard touchdown pass to Webster Slaughter at 6:37.

Nov. 30, 1986—Cleveland 13, Houston 10, at Cleveland; Houston won toss and elected to kickoff. The Browns' drive was stalled. Frank Minnifield intercepted Oliver Luck. The Browns' drive halted. Minnifield intercepted Luck again. Mark Moseley kicked a 29-yard field goal at 14:44.

Jan. 3, 1987—Cleveland 23, N.Y. Jets 20 (2 OT), at Cleveland (AFC Divisional Playoffs); Jets won coin toss in first overtime. Dave Jennings punted to Browns' 26. Browns drove to Jets 5. Mark Moseley missed 23-yard field goal (wide right). Jennings punted to Browns 38. Jeff Gossett punted to Jets 19. Jennings punted to Browns 31. Moseley kicked 27-yard field goal following a 60-yard drive at 2:02 (2nd OT).

Jan. 11, 1987—Denver 23, Cleveland 20, at Cleveland (AFC Championship); Browns won toss. Jeff Gossett punted to Gerald Willhite, who returned the ball to the Denver 25. Rich Karlis kicked a 33-yard field goal at 5:48.

Nov. 1, 1987—San Diego 27, Cleveland 24, at San Diego; Browns won toss. Bernie Kosar's pass intended for Ernest Byner was intercepted by Vencie Glenn. Vince Abbott kicked 33-yard field goal at 2:16.

Oct. 8, 1989—Miami 13, Cleveland 10, at Miami; Browns won toss. Matt Bahr missed a 44-yard field goal wide left. Pete Stoyanovich kicked a 35-yard field goal at 8:37.

Nov. 19, 1989—Cleveland 10, Kansas City 10, at Cleveland; Browns won toss. Each team had three possessions. Nick Lowery was short on a 47-yard field goal attempt at :17.

Dec. 10, 1989—Indianapolis 23, Cleveland 17, at Indianapolis; Browns won toss. Matt Bahr missed a 35-yard field goal wide left. The Colts punted. Bernie Kosar's pass was intercepted by Mike Prior, who returns 58 yards for a TD at 4:06.

Dec. 17, 1989—Cleveland 23, Minnesota 17, at Cleveland; Browns won toss. After both teams punted, Mike Pagel threw a 14-yard pass to Van Waiters on a fake 31-yard field goal attempt at 5:30.

Oct. 20, 1991—Cleveland 30, San Diego 24, at San Diego; Chargers won toss. The teams exchanged possessions. David Brandon scored on a 30-yard interception of John Friesz at 9:02.

Oct. 29, 1995—Cleveland 29, Cincinnati 26, at Cincinnati; Browns won toss. On the Bengals' second possession, Carl Banks tipped a Jeff Blake pass into the hands of Dana Hall, who returned the ball to the Cincinnati 45. Earnest Byner raced 23 yards on a draw to set up Matt Stover's 28-yard field goal with 8:30 left in overtime.

Nov. 4, 2001—Chicago 27, Cleveland 21, at Chicago; Bears won toss. The Browns shut down Chicago on the first series of overtime, forcing a Chicago punt. On the third play of Cleveland's first possession in overtime, Brian Robinson tipped a pass from Tim Couch and the ball was intercepted by Mike Brown, who returned it for the winning touchdown with 12:10 left in overtime.

Nov. 11, 2001—Pittsburgh 15, Cleveland 12, at Cleveland; Steelers won toss. The Steelers took the opening kickoff and ran eight times for 58 yards, including 48 yards by Jerome Bettis, to set up a 32-yard field goal by Kris Brown with 9:38 remaining in overtime.



CLEVELAND BROWNS 2008 MEDIA GUIDE

Sept. 22, 2002—Cleveland 31, Tennessee 28, at Tennessee; Browns won the toss. Cleveland overcame a 14-point fourth quarter deficit to force overtime. The Browns took the opening kickoff and drove 65 yards on eight plays to set up a 33-yard field goal by Phil Dawson.

Sept 29, 2002—Pittsburgh 16, Cleveland 13, at Pittsburgh; Steelers won toss. Cleveland rookie LB Andra Davis intercepted Steelers' QB Tommy Maddox on Pittsburgh's first possession, but Browns K Phil Dawson missed a 45-yard field goal attempt. Pittsburgh answered with an 11-play, 52-yard drive, capped by a 31-yard field goal by K Todd Peterson. Peterson's first attempt at the game-winner on third down was blocked by the Browns but recovered by Pittsburgh behind the line of scrimmage to set up another fourth down kick.

Dec. 14, 2003—Denver 23, Cleveland 20, at Denver; Browns won toss. Cleveland overcame an early 10-0 deficit in the 1st quarter as Browns' QB Tim Couch threw for 2 TDs in regulation. Denver stopped Cleveland in OT and orchestrated an 8-play, 46-yard drive as Broncos K Jason Elam connected on a 25-yard field goal.

Oct. 24, 2004—Philadelphia 34, Cleveland 31, at Cleveland; Eagles won toss. QB Jeff Garcia sent the game to overtime with a 4-yard run with :30 left in the fourth quarter. The Browns forced a punt on the Eagles first possession of overtime but couldn't cross mid-field and gave the ball back to Philadelphia. Eagles K David Akers made a 50-yard field goal with 5:02 left in overtime.

Dec. 3, 2006—Cleveland 31, Kansas City 28, at Cleveland; Kansas City won toss. The Browns scored two touchdowns in the final nine minutes of regulation to bring the game into overtime. Cleveland's defense held the Chiefs to a punt on their first overtime possession. The Browns drove 63 yards on their ensuing drive, which included a 33-yard run by quarterback Derek Anderson to set up Phil Dawson's game-winning 33-yard field goal at the 5:38 mark.

Nov. 4, 2007—Cleveland 33, Seattle 30, at Cleveland; Seattle won toss. The Browns stopped Seahawks RB Maurice Morris for no gain on a fourth and one play from the Cleveland 44-yard line. After taking possession, the Browns moved the ball 49 yards in five plays and K Phil Dawson nailed a 25-yard game-winning field goal at the 9:19 mark.

Nov. 18, 2007 - Cleveland 33, Baltimore 30, at Baltimore; Cleveland won toss. Browns K Phil Dawson tied the game at the end of regulation on a 51-yard field goal that hit the back of the cross bar and bounced out. After consultation, the officials ruled the 51-yard field goal good, which sent the game to overtime. After winning the coin toss, the Browns moved the ball nine plays and Dawson nailed a game-winning 33-yard field goal at the 9:10 mark.

NOTE—Cleveland's overtime record is 16-13-1 (17-14-1 including postseason). The Browns set a team record with four overtime games in 1989, tying for second most in NFL history. The Browns are 1-1 in postseason overtime games. Coin toss results (includes post-season): Browns won toss (10-8-1); Browns lost toss (7-6).

SHUTOUTS BY BROWNS

12/16/2007	vs. Buffalo Bills	8-0
11/20/2005	vs. Miami Dolphins	22-0
11/25/2001	vs. Cincinnati Bengals	18-0
9/18/1994	vs. Arizona Cardinals	32-0
12/01/1991	at Indianapolis Colts	31-0
9/08/1991	at New England Patriots	20-0
9/10/1989	at Pittsburgh Steelers	51-0
10/18/1987	at Cincinnati Bengals	34-0*
11/20/1983	at New England Patriots	30-0
11/13/1983	vs. Tampa Bay Buccaneers	20-0
12/01/1974	vs. San Francisco 49ers	7-0
11/05/1972	vs. Houston Oilers	20-0
9/19/1971	vs. Houston Oilers	31-0
10/25/1970	at Miami Dolphins	28-0
10/22/1967	vs. Chicago Bears	24-0
12/27/1964	vs. Baltimore Colts	27-0**
12/11/1960	vs. Chicago Bears	42-0
12/01/1957	vs. Chicago Cardinals	31-0
11/10/1957	vs. Pittsburgh Steelers	24-0
11/18/1956	at Philadelphia Eagles	16-0
11/21/1954	vs. Philadelphia Eagles	6-0
10/25/1953	at New York Giants	7-0
9/27/1953	at Green Bay Packers	27-0
12/07/1952	at Chicago Cardinals	10-0
12/09/1951	at Pittsburgh Steelers	28-0
11/18/1951	at New York Giants	10-0
10/21/1951	vs. Pittsburgh Steelers	17-0
10/14/1951	vs. Washington Redskins	45-0
9/24/1950	at Baltimore Colts	31-0

* replacement game, during 1987 players' strike

** NFL Championship Game

SHUTOUTS BY OPPONENTS

11/26/2006	vs. Cincinnati Bengals	0-30
12/24/2005	vs. Pittsburgh Steelers	0-41
12/19/2004	vs. San Diego	0-21
12/21/2003	vs. Baltimore Ravens	0-35
12/17/2000	vs. Tennessee Titans	0-24
12/03/2000	at Jacksonville Jaguars	0-48
10/22/2000	at Pittsburgh Steelers	0-22
10/01/2000	vs. Baltimore Ravens	0-12
9/12/1999	vs. Pittsburgh Steelers	0-43
9/27/1992	vs. Denver Broncos	0-12
12/23/1990	at Pittsburgh Steelers	0-35
11/04/1990	vs. Buffalo Bills	0-42
9/30/1990	at Kansas City Chiefs	0-34
12/03/1989	vs. Cincinnati Bengals	0-21
9/03/1984	at Seattle Seahawks	0-33
11/27/1977	vs. Los Angeles Rams	0-9
12/03/1972	at Pittsburgh Steelers	0-30
10/15/1972	vs. Chicago Bears	0-17
10/24/1971	vs. Denver Broncos	0-27
12/29/1968	vs. Baltimore Colts	0-34**
12/21/1958	at New York Giants	0-10#
10/01/1950	vs. New York Giants	0-6

Playoff Game

**NFL Championship Game

The Browns have won 28 NFL games by shutout and lost 22. Cleveland registered eight shutouts in the AAFC, and was never shutout.



BROWNS ON PRIMETIME BY YEAR

1970s

9/21/1970*CLEVELAND 31, N.Y. Jets 21	at Cleveland
12/7/1970CLEVELAND 21, Houston 10	at Houston
10/4/1971Oakland 34, CLEVELAND 20	at Cleveland
11/13/1972CLEVELAND 21, San Diego 17	at San Diego
10/15/1973Miami 17, CLEVELAND 9	at Cleveland
9/26/1977CLEV 30, New England 27 (OT)	at Cleveland
9/24/1979CLEVELAND 26, Dallas 7	at Cleveland

1980s

9/15/1980Houston 16, CLEVELAND 7	at Cleveland
11/3/1980CLEVELAND 27, Chicago 21	at Cleveland
9/7/1981San Diego 44, CLEVELAND 14	at Cleveland
12/3/1981*Houston 17, CLEVELAND 13	at Houston
9/15/1983*CLEVELAND 17, Cincinnati 7	at Cleveland
9/16/1984#Denver 24, CLEVELAND 14	at Cleveland
9/16/1985CLEVELAND 17, Pittsburgh 7	at Cleveland
9/18/1986*Cincinnati 30, CLEVELAND 13	at Cleveland
11/10/1986CLEVELAND 26, Miami 16	at Cleveland
10/26/1987CLEVELAND 30, L.A. Rams 17	at Cleveland
11/29/1987#San Francisco 38, CLEV. 24	at S.F.
9/19/1988CLEVELAND 23, Indianapolis 17	at Cleveland
11/7/1988Houston 24, CLEVELAND 17	at Houston
12/12/1988Miami 38, CLEVELAND 31	at Miami
9/25/1989Cincinnati 21, CLEVELAND 14	at Cincinnati
10/23/1989CLEVELAND 27, Chicago 7	at Cleveland
12/23/1989##CLEVELAND 24, Houston 20	at Houston

1990s

10/8/1990CLEVELAND 30, Denver 29	at Denver
10/22/1990Cincinnati 34, CLEVELAND 13	at Cleveland
11/17/1991#Houston 28, CLEVELAND 24	at Houston
9/14/1992Miami 27, CLEVELAND 23	at Cleveland
9/13/1993CLEVELAND 23, San Francisco 13	at Cleveland
10/13/1994**CLEVELAND 11, Houston 8	at Houston
10/2/1995Buffalo 22, CLEVELAND 19	at Cleveland
11/13/1995Pittsburgh 20, CLEVELAND 3	at Pittsburgh
9/12/1999#Pittsburgh 43, CLEVELAND 0	at Cleveland

2000s

10/6/2002#Baltimore 26, CLEVELAND 21	at Cleveland
10/5/2003#CLEVELAND 33, Pittsburgh 13	at Pittsburgh
12/8/2003St. Louis 26, CLEVELAND 20	at Cleveland
11/7/2004#Baltimore 27, CLEVELAND 13	at Baltimore
12/26/2004#Miami 10, CLEVELAND 7	at Miami
11/13/2005#Pittsburgh 34, CLEVELAND 21	at Pittsburgh
12/7/2006*Pittsburgh 27, CLEVELAND 7	at Pittsburgh

* First game ever on Monday Night Football
Monday Nights Except: **Thursday Night, #Sunday Night,
##Saturday Night

BROWNS ON PRIMETIME BY DATES

MONDAY NIGHT (13-12)

*9/21/1970CLEV. 31, New York Jets 21	at Cleveland	W
12/7/1970CLEVELAND 21, Houston 10	at Houston	W
10/4/1971Oakland 34, CLEVELAND 20	at Cleveland	L
11/13/1972CLEV. 21, San Diego 17	at San Diego	W
10/15/1973Miami 17, CLEVELAND 9	at Cleveland	L
9/26/1977CLEV. 30, New Eng. 27 (OT)	at Cleveland	W
9/24/1979CLEVELAND 26, Dallas 7	at Cleveland	W
9/5/1980Houston 16, CLEVELAND 7	at Cleveland	L
11/3/1980CLEVELAND 27, Chicago 21	at Cleveland	W
9/7/1981San Diego 44, CLEVELAND 14	at Cleveland	L
9/16/1985CLEVELAND 17, Pittsburgh 7	at Cleveland	W
11/10/1986CLEVELAND 26, Miami 16	at Cleveland	W
10/26/1987CLEVELAND 30, L.A. Rams 17	at Cleveland	W
9/19/1988CLEV. 23, Indianapolis 17	at Cleveland	W
11/7/1988Houston 24, CLEV. 17	at Houston	L
12/12/1988Miami 38, CLEVELAND 31	at Miami	L
9/25/1989Cincinnati 21, CLEVELAND 14	at Cincinnati	L
10/23/1989CLEVELAND 27, Chicago 7	at Cleveland	W
10/8/1990CLEVELAND 30, Denver 29	at Denver	W
10/22/1990Cincinnati 34, CLEV. 13	at Cleveland	L
9/14/1992Miami 27, CLEVELAND 23	at Cleveland	L
9/13/1993CLEV. 23, San Francisco 13	at Cleveland	W
10/2/1995Buffalo 22, CLEVELAND 19	at Cleveland	L
11/13/1995Pittsburgh 20, CLEVELAND 3	at Pittsburgh	L
12/8/2003St. Louis 26, CLEVELAND 20	at Cleveland	L

SUNDAY NIGHT (1-8)

9/16/1984Denver 24, CLEVELAND 14	at Cleveland	L
11/29/1987San Francisco 38, CLEV. 24	at S.F.	L
11/17/1991Houston 28, CLEVELAND 24	at Houston	L
9/12/1992Pittsburgh 43, CLEVELAND 0	at Cleveland	L
10/6/2002Baltimore 26, CLEVELAND 21	at Cleveland	L
10/5/2003CLEVELAND 33, Pittsburgh 13	at Pittsburgh	W
11/7/2004Baltimore 27, CLEVELAND 13	at Baltimore	L
12/26/2004Miami 10, CLEVELAND 7	at Miami	L
11/13/2005Pittsburgh 34, CLEVELAND 21	at Pittsburgh	L

SATURDAY NIGHT (1-0)

12/23/1989CLEVELAND 24, Houston 20	at Houston	W
------------	-------------------------------	------------	---

THURSDAY NIGHT (2-2)

12/3/1981Houston 17, CLEV. 13	at Houston	L
9/15/1983CLEVELAND 17, Cincinnati 7	at Cleveland	W
9/18/1986Cincinnati 30, CLEV. 13	at Cleveland	L
10/13/1994CLEVELAND 11, Houston 8	at Houston	W
12/7/2006Pittsburgh 27, CLEVELAND 7	at Pittsburgh	L

* First game ever on Monday Night Football

OVERALL PRIMETIME GAMES

Overall Primetime Games	17-23	Saturday Night	1-0
Home	11-12	Home	0-0
Road	6-11	Road	1-0
Monday Night	13-12	Thursday Night	2-3
Home	10-8	Home	1-1
Road	3-4	Road	1-2
Sunday Night	1-8		
Home	0-3		
Road	1-5		




CLEVELANDBROWNS.COM



.COM

**THE BEST PLACE TO CATCH
YOUR BROWNS NEWS.
YOUR BROWNS NEWS!**



YEAR-BY-YEAR

THE NAME ON THE DOOR IS CLEVELAND

| JOSHUA CRIBBS



ALL-AMERICA FOOTBALL CONFERENCE

1946 (1-0)

Brooklyn Dodgers at Akron (35,964)..... 35-20

1947 (1-0)

Baltimore Colts at Akron (35,106)..... 28-0

1948 (1-1)

Buffalo Bisons at Akron (28,069)..... 35-21

Baltimore Colts at Toledo (13,433)..... 17-21

1949 (2-0-1)

Chicago Rockets at Toledo (13,500)..... 21-0

San Francisco 49ers (31,157)..... 21-21

New York Yankees at Akron (19,441)..... 28-21

NATIONAL FOOTBALL LEAGUE

1950 (5-0)

Green Bay Packers at Toledo (10,000)..... 38-7

Baltimore Colts at Cincinnati (21,000)..... 34-7

Detroit Lions at Akron (23,670)..... 35-14

Chicago Bears (51,076)..... 27-23

Pittsburgh Steelers at Buffalo (15,259)..... 41-31

1951 (4-1)

College All-Stars (92,180)..... 33-0

New York Yankees at Akron (25,820)..... 52-0

at Detroit Lions (35,165)..... 20-21

at Chicago Bears (67,342)..... 32-21

Los Angeles Rams (38,851)..... 7-6

1952 (2-2)

at Green Bay Packers (22,215)..... 21-14

Chicago Bears (37,976)..... 14-7

Detroit Lions at Syracuse (26,000)..... 21-28

San Francisco 49ers at Akron (30,119)..... 31-35

1953 (4-1-1)

at San Francisco 49ers (36,273)..... 20-7

at Los Angeles Rams (21,440)..... 9-27

at Detroit Lions (39,985)..... 24-24

Baltimore Colts at Akron (20,000)..... 23-21

at Chicago Bears (36,796)..... 20-14

Green Bay Packers (22,336)..... 21-13

1954 (2-3)

at Green Bay Packers (15,747)..... 14-13

at Los Angeles Rams (58,567)..... 10-38

at San Francisco 49ers (46,877)..... 21-38

Detroit Lions at Dallas (42,000)..... 31-56

Chicago Bears (17,631)..... 35-7

1955 (1-5)

College All-Stars (75,000)..... 27-30

Green Bay Packers at Akron (22,000)..... 13-7

at San Francisco 49ers (41,604)..... 14-17

Los Angeles Rams (35,948)..... 21-38

Detroit Lions (29,581)..... 3-19

at Chicago Bears (43,067)..... 21-24

1956 (2-5)

College All-Stars (75,000)..... 26-0

at San Francisco 49ers (38,741)..... 17-28

at Los Angeles Rams (40,175)..... 6-17

Green Bay Packers (15,456)..... 20-21

at Detroit Lions (48,105)..... 0-17

Detroit Lions at Akron (28,201)..... 14-31

at Chicago Bears (56,543)..... 24-14

1957 (2-4)

at Detroit Lions (40,150)..... 10-20

Pittsburgh Steelers at Akron (26,669)..... 28-13

at San Francisco 49ers (32,840)..... 17-21

at Los Angeles Rams (45,011)..... 14-20

Detroit Lions (34,369)..... 23-7

at Chicago Bears (47,354)..... 3-29

1958 (3-3)

Pittsburgh Steelers at Akron (27,202)..... 10-0

at Detroit Lions (36,662)..... 7-17

at Los Angeles Rams (41,387)..... 13-10

at San Francisco 49ers (31,339)..... 16-21

at Chicago Bears (52,669)..... 31-42

Detroit Lions (35,343)..... 41-7

1959 (2-4)

at Pittsburgh Steelers (27,432)..... 20-34

Detroit Lions at Akron (22,654)..... 3-9

at San Francisco 49ers (24,737)..... 14-17

at Los Angeles Rams (55,883)..... 27-24

at Detroit Lions (33,435)..... 28-31

Chicago Bears (25,316)..... 33-31

1960 (5-1)

at Detroit Lions (24,620)..... 28-14

at Pittsburgh Steelers (16,360)..... 27-24

at Los Angeles Rams (48,175)..... 17-22

San Francisco 49ers at Portland (25,898)..... 26-24

Chicago Bears at Akron (21,568)..... 16-10

Detroit Lions (25,911)..... 14-10

1961 (3-2)

at Detroit Lions (25,602)..... 7-35

at San Francisco 49ers (38,759)..... 27-24

at Los Angeles Rams (40,086)..... 34-17

Pittsburgh Steelers at Akron (27,758)..... 38-6

Detroit Lions (41,374)..... 17-35

1962 (5-0)

at Detroit Lions (34,241)..... 17-14

Pittsburgh Steelers (77,683)..... 33-10

San Francisco 49ers at Portland (27,161)..... 34-27

at Los Angeles Rams (43,118)..... 26-24

at Chicago Bears (57,878)..... 28-24

1963 (2-3)

at Detroit Lions (37,248)..... 10-24

Baltimore Colts (83,218)..... 7-21

at San Francisco 49ers (28,335)..... 24-7

at Los Angeles Rams (45,623)..... 23-14

Pittsburgh Steelers at Canton (18,462)..... 7-16

1964 (4-1)

at San Francisco 49ers (27,404)..... 7-26

at Los Angeles Rams (43,183)..... 56-31

Pittsburgh Steelers at Akron (27,255)..... 42-7

at Detroit Lions (36,946)..... 35-14

Green Bay Packers (83,736)..... 20-17



1965 (5-1)

College All-Stars (68,000).....	24-16
at San Francisco 49ers (22,000).....	37-21
at Los Angeles Rams (29,508).....	21-19
at Detroit Lions (28,803).....	28-14
Green Bay Packers (83,118).....	14-30
Pittsburgh Steelers at Akron (23,162).....	28-16

1966 (3-2)

at Los Angeles Rams (63,285).....	6-16
at San Francisco 49ers (27,867).....	28-17
at Atlanta Falcons (48,548).....	42-3
Baltimore Colts (83,418).....	17-24
Pittsburgh Steelers at Birmingham (23,590).....	13-10

1967 (1-5)

Philadelphia Eagles at Canton (17,500).....	13-28
at San Francisco 49ers (27,482).....	14-42
at Los Angeles Rams (36,942).....	17-24
at Atlanta Falcons (52,240).....	31-34
Green Bay Packers (84,236).....	21-30
at Minnesota Vikings (40,012).....	42-14

1968 (2-3)

at Los Angeles Rams (64,020).....	21-23
at San Francisco 49ers (26,801).....	31-17
at New Orleans Saints (70,045).....	27-40
at Buffalo Bills (45,448).....	22-12
Green Bay Packers (84,918).....	9-31

1969 (3-2-1)

San Francisco 49ers at Seattle (32,219).....	21-16
at Los Angeles Rams (54,937).....	10-7
at San Diego Chargers (36,005).....	19-19
Green Bay Packers (85,532).....	17-27
at Washington Redskins (45,994).....	20-10
Minnesota Vikings at Akron (28,561).....	16-23

1970 (2-4)

at Los Angeles Rams (71,559).....	17-30
San Francisco 49ers at Tampa (41,851).....	17-10
Kansas City Chiefs at Memphis (31,532).....	13-16
at Cincinnati Bengals (57,112).....	24-31
Minnesota Vikings (83,043).....	21-24
at New York Giants (62,461).....	30-29

1971 (1-5)

at San Francisco 49ers (40,000).....	24-38
at Los Angeles Rams (52,503).....	5-17
at Dallas Cowboys (69,099).....	15-16
Chicago Bears at South Bend (43,568).....	19-20
New York Giants (82,710).....	30-7
at St. Louis Cardinals (46,171).....	13-27

1972 (0-6)

at Los Angeles Rams (64,803).....	3-13
at San Francisco 49ers (58,364).....	13-20
Detroit Lions at Ann Arbor (58,422).....	7-34
Minnesota Vikings (70,583).....	17-20
Cincinnati Bengals at Columbus (84,816).....	21-27
at New York Giants (60,152).....	21-28

1973 (2-3-1)

San Francisco 49ers (65,707).....	16-27
at Los Angeles Rams (54,385).....	21-21
Cincinnati Bengals at Columbus (73,421).....	24-6
Atlanta Falcons at Knoxville (40,831).....	20-17
Detroit Lions (64,088).....	13-16
New York Giants at Akron (30,751).....	10-21

1974 (2-4)

at Los Angeles Rams (28,021).....	21-24
San Francisco 49ers (24,008).....	21-20
Baltimore Colts at Tampa (25,116).....	3-37
Washington Redskins (44,528).....	17-20
Cincinnati Bengals at Columbus (36,326).....	21-17
at Detroit Lions (42,905).....	7-21

1975 (2-4)

at San Francisco 49ers (45,560).....	13-17
Philadelphia Eagles (35,769).....	14-6
at Washington Redskins (15,513).....	14-23
Buffalo Bills (31,155).....	20-34
New York Giants at Seattle (20,000).....	24-20
Detroit Lions (32,341).....	24-27

1976 (4-2)

Baltimore Colts at Lincoln (20,304).....	0-21
Atlanta Falcons at Stillwater (24,227).....	31-7
Minnesota Vikings (44,336).....	31-7
at Philadelphia Eagles (20,600).....	21-17
New England Patriots (36,016).....	30-27
at Buffalo Bills (37,951).....	10-28

1977 (3-3)

Washington Redskins (32,554).....	14-16
at Minnesota Vikings (45,370).....	33-34
St. Louis Cardinals (31,308).....	19-10
Chicago Bears (36,598).....	14-7
at Green Bay Packers (53,180).....	19-14
at Detroit Lions (49,168).....	20-24

1978 (2-2)

New York Giants (30,636).....	7-21
at Buffalo Bills (23,241).....	20-10
Detroit Lions (31,345).....	14-10
at New England Patriots (42,696).....	10-21

1979 (2-2)

at New York Giants (30,905).....	7-27
Baltimore Colts (43,056).....	24-3
at Detroit Lions (55,623).....	10-21
at Washington Redskins (40,039).....	21-9

1980 (1-3)

at Kansas City Chiefs (38,055).....	0-42
Washington Redskins (54,986).....	3-12
at Chicago Bears (57,688).....	33-31
at Minnesota Vikings (47,262).....	16-38

1981 (2-3)

Atlanta Falcons at Canton (23,921).....	24-10
Pittsburgh Steelers (78,610).....	31-35
at Buffalo Bills (32,306).....	13-10
Buffalo Bills (41,495).....	20-31
at Green Bay Packers (56,191).....	18-35

1982 (4-0)

at Detroit Lions (54,275).....	17-16
Los Angeles Rams (60,794).....	26-23
at New Orleans Saints (55,689).....	20-17
at Los Angeles Raiders (38,840).....	27-10

1983 (3-1)

at Green Bay Packers (41,866).....	21-20
at Buffalo Bills (25,886).....	27-10
at Denver Broncos (73,244).....	10-19
Los Angeles Raiders (61,844).....	20-17



CLEVELAND BROWNS 2008 MEDIA GUIDE

1984 (1-3)

Pittsburgh Steelers (47,381)..... 14-31
 at Los Angeles Rams (41,882) 21-10
 at Kansas City Chiefs (33,074) 13-31
 at Philadelphia Eagles (40,030) 19-20

1985 (2-2)

at San Diego Chargers (42,300)..... 7-12
 Philadelphia Eagles (46,236) 28-14
 at Buffalo Bills (23,145) 31-28
 Los Angeles Raiders (44,926) 7-26

1986 (4-0)

Buffalo Bills (58,982)..... 19-17
 at Miami Dolphins (50,815) 17-10
 at Atlanta Falcons (33,637) 27-21
 at Los Angeles Raiders (57,780) 25-22

1987 (3-1)

St. Louis Cardinals (78,650) 31-16
 at New York Giants (41,008) 10-24
 at Atlanta Falcons (35,960) 23-3
 Green Bay Packers at Mil. (37,707)(OT) 30-24

1988 (3-1)

Detroit Lions (78,065) 13-10
 at Tampa Bay Buccaneers (50,074) 23-3
 New York Jets at Montreal (39,112) 7-11
 New York Giants (71,129)..... 17-13

1989 (1-4)

Philadelphia Eagles at London (73,677) 13-17
 at Detroit Lions (44,536)..... 25-24
 Pittsburgh Steelers (71,939)..... 21-24
 at Phoenix Cardinals (36,667) 7-21
 Tampa Bay Buccaneers (62,486) 10-27

1990 (1-4)

Chicago Bears at Canton (23,952) 0-13
 at Green Bay Packers (52,625) 25-10
 Minnesota Vikings (60,989)..... 20-23
 Washington Redskins (62,444) 13-31
 at New York Giants (33,148) 10-28

1991 (2-2)

Tampa Bay Buccaneers (64,753) 10-23
 New York Giants (54,445)..... 16-10
 at Washington Redskins (51,137)(OT) 24-21
 at Minnesota Vikings (45,925) 7-31

1992 (2-2)

Atlanta Falcons (59,566) 7-0
 at New York Giants (46,788) 7-16
 Minnesota Vikings (55,755) 3-56
 at Tampa Bay Buccaneers (40,883) 24-3

1993 (2-2)

at Washington Redskins (36,455) 12-41
 New England Patriots at Toronto (33,012) 12-9
 Los Angeles Rams (51,361) 21-10
 at Tampa Bay Buccaneers (45,668) 20-23

1994 (3-1)

at New York Giants (59,684) 24-15
 Detroit Lions (47,455) 16-7
 Atlanta Falcons (51,602) 28-7
 at Indianapolis Colts (39,052) 7-24

1995 (2-2)

New York Giants (45,046)..... 13-19
 Chicago Bears (49,891)..... 55-13
 at Atlanta Falcons (41,813) 10-19
 at Arizona Cardinals (40,903)..... 31-17

1999 (2-3)

Dallas Cowboys at Canton (25,156)(OT) 20-17
 at Tampa Bay Buccaneers (63,963) 3-30
 Minnesota Vikings (71,398)..... 17-24
 Chicago Bears (72,388)..... 35-24
 at Philadelphia Eagles (64,978) 17-30

2000 (1-3)

Philadelphia Eagles (72,518) 33-22
 at Chicago Bears (66,944) 6-19
 Washington Redskins (71,818) 0-24
 at Green Bay Packers (59,687) 33-34

2001 (2-2)

Green Bay Packers (71,218) 10-3
 Tampa Bay Buccaneers (72,018) 7-6
 at Washington Redskins (67,014) 25-27
 at Carolina Panthers (70,444)(OT) 20-23

2002 (2-2)

at Minnesota Vikings (63,532) 27-15
 Detroit Lions (70,218) 24-23
 at Green Bay Packers (62,668) 20-27
 Carolina Panthers (68,718) 19-20

2003 (1-3)

at Tennessee Titans (68,809) 6-10
 Green Bay Packers (70,348) 31-38
 at Detroit Lions (59,333) 17-38
 Atlanta Falcons (69,618) 20-9

2004 (3-1)

at Tennessee Titans (68,809) 3-24
 Detroit Lions (67,771) 17-10
 at Kansas City Chiefs (76,086) 21-19
 Chicago Bears (69,393)..... 24-10

2005 (3-1)

New York Giants (67,429)..... 17-14
 at Detroit Lions (58,371) 21-13
 Carolina Panthers (69,512) 20-23
 at Chicago Bears (60,346) 16-6

2006 (2-2)

at Philadelphia Eagles (67,249) 7-20
 Detroit Lions (68,112) 20-16
 at Buffalo Bills (70,989) 20-17
 Chicago Bears (69,366)..... 7-20

2007 (3-1)

Kansas City Chiefs (70,067) 16-12
 Detroit Lions (69,761) 20-23
 at Denver Broncos (75,361) 17-16
 at Chicago Bears (61,917) 19-9

YEAR-BY-YEAR
 Pressbox Results



ALL-AMERICA FOOTBALL CONFERENCE

1946: 12-2 (Points: 423-137)

COACH: Paul Brown

1946 USUAL STARTING LINEUPS

OFFENSE

LE	58	Mac Speedie
LT	40	J. Daniell, 48 E. Blandin
LG	36	Ed Ulinski
C	20	Mike Scarry
RG	32	L. Houston, 30 B. Willis
RT	44	Lou Rymkus
RE	56	D. Lavelli, 50 J. Yonakor
QB	60	Otto Graham
RB	90	Edgar Jones
RB	85	Don Greenwood
FB	76	Marion Motley

DEFENSE

LDE	52	G. Young, 55 J. Harrington
LDT	48	E. Blandin, 40 J. Daniell
MG	30	Bill Willis
RDT	42	C. Adams, 49 L. Simonetti
RDE	50	John Yonakor
LLB	76	Marion Motley
MLB	66	Lou Saban
RLB	20	Mike Scarry
LCB	85	D. Greenwood, 82 B. Lund
RCB	92	Tom Colella
S	62	Cliff Lewis

RADIO ANNOUNCERS:

Bob Neal, Stan Gee (WGAR 1220 AM)

1ST WESTERN DIVISION

09/06	Miami Seahawks (60,135) (N)	W	44-0
09/13	at Chicago Rockets (51,962) (N).....	W	20-6
09/22	at Buffalo Bisons (30,302)	W	28-0
09/29	New York Yankees (57,084)	W	24- 7
10/06	Brooklyn Dodgers (43,713)	W	26- 7
10/12	at New York Yankees (34,252) (N)...	W	7-0
10/20	Los Angeles Dons (71,134)	W	31-14
10/27	San Francisco 49ers (70,385)	L	20-34
11/03	at Los Angeles Dons (24,800)	L	16-17
11/10	at San Francisco 49ers (41,061)	W	14- 7
11/17	Chicago Rockets (60,457)	W	51-14
11/24	Buffalo Bisons (37,054)	W	42-17
12/03	at Miami Seahawks (9,083)	W	34-0
12/08	at Brooklyn Dodgers (14,600)	W	66-14

CHAMPIONSHIP

12/22	New York Yankees (40,469)	W	14-9
-------	---------------------------------	---	------

1947: 12-1-1 (Points: 410-185)

COACH: Paul Brown

TOP DRAFT CHOICE: FB Dick Hoerner

1947 USUAL STARTING LINEUPS

OFFENSE

LE	58	Mac Speedie
LT	42	C. Adams, 48 E. Blandin
LG	36	E. Ulinski, 38 W. Humble
C	20	M. Scarry, 22 F. Gatski
RG	32	L. Houston, 30 B. Willis
RT	44	Lou Rymkus
RE	56	Dante Lavelli
QB	60	Otto Graham
RB	99	B. Boedeker, 92 T. Colella
RB	85	D. Greenwood, 86 L. Mayne
FB	76	Marion Motley

DEFENSE

LDE	52	George Young
LDT	42	Chet Adams
MG	30	Bill Willis
RDT	49	Len Simonetti
RDE	50	John Yonakor
LLB	76	Marion Motley
MLB	72	Lou Saban
RLB	38	Weldon Humble
LCB	85	D. Greenwood, 82 B. Lund
RCB	92	Tom Colella
S	62	Cliff Lewis

RADIO ANNOUNCERS:

Bob Neal, Bill Mayer (WGAR 1220 AM)

1ST WESTERN DIVISION

09/05	Buffalo Bills (63,263) (N)	W	30-14
09/12	at Brooklyn Dodgers (18,876) (N).....	W	55- 7
09/21	Baltimore Colts (44,257)	W	28-0
09/26	at Chicago Rockets (18,450) (N).....	W	41-21
10/05	New York Yankees (80,067)	W	26-17
10/12	Los Angeles Dons (63,124)	L	10-13
10/19	Chicago Rockets (35,266)	W	31-28
10/26	at San Francisco 49ers (54,483)	W	14- 7
11/02	at Buffalo Bills (43,167)	W	28- 7
11/09	Brooklyn Dodgers (30,279)	W	13-12
11/16	San Francisco 49ers (76,504)	W	37-14
11/23	at New York Yankees (70,060)	T	28-28
11/27	at Los Angeles Dons (45,009)	W	27-17
12/07	at Baltimore Colts (20,574)	W	42-0

CHAMPIONSHIP

12/14	at New York Yankees (61,879)	W	14-3
-------	------------------------------------	---	------



ALL-AMERICA FOOTBALL CONFERENCE

1948: 14-0 (Points: 389-190)

COACH: Paul Brown

TOP DRAFT CHOICE: HB Jeff Durkoto

1948 USUAL STARTING LINEUPS

OFFENSE

LE	58	Mac Speedie
LT	46	Lou Groza
LG	36	Ed Ulinski
C	22	Frank Gatski
RG	32	L. Houston, 34 B. Gaudio
RT	44	Lou Rymkus
RE	56	Dante Lavelli
QB	60	Otto Graham
RB	90	Edgar Jones
RB	86	Dub Jones
FB	76	Marion Motley

DEFENSE

LDE	52	George Young
LDT	48	Forrest Grigg
MG	30	Bill Willis
RDT	42	C. Adams, 49 L. Simonetti
RDE	50	John Yonakor
LLB	38	Weldon Humble
MLB	20	Lou Saban
RLB	74	Tony Adamle
LCB	66	W. Lahr, 92 T. Colella
RCB	82	Tommy James
S	62	Cliff Lewis

RADIO ANNOUNCERS:

Bob Neal, Bill Mayer (WGAR 1220 AM)

TELEVISION ANNOUNCERS:

Bob Neal, Stan Gee (Dumont TV Network)

1ST WESTERN DIVISION

09/03	Los Angeles Dons (60,193) (N)	W	19-14
09/12	at Buffalo Bills (35,340)	W	42-13
09/17	at Chicago Rockets (30,874) (N)	W	28-7
09/26	Chicago Rockets (37,190)	W	21-10
10/05	at Baltimore Colts (22,359) (N)	W	14-10
10/10	Brooklyn Dodgers (31,187)	W	30-17
10/17	Buffalo Bills (28,054)	W	31-14
10/24	New York Yankees (46,912)	W	35-7
11/07	Baltimore Colts (32,314)	W	28-7
11/14	San Francisco 49ers (82,769)	W	14-7
11/21	at New York Yankees (52,518)	W	34-21
11/25	at Los Angeles Dons (60,031)	W	31-14
11/28	at San Francisco 49ers (59,785)	W	31-28
12/05	at Brooklyn Dodgers (9,821)	W	31-21
CHAMPIONSHIP			
12/19	Buffalo Bills (22,981)	W	49-7

1949: 9-1-2 (Points: 339-171)

COACH: Paul Brown

TOP DRAFT CHOICE: QB Jack Mitchell

1949 USUAL STARTING LINEUPS

OFFENSE

LE	58	Mac Speedie
LT	46	Lou Groza
LG	36	Ed Ulinski
C	22	Frank Gatski
RG	32	L. Houston, 34 B. Gaudio
RT	44	Lou Rymkus
RE	56	Dante Lavelli
QB	60	Otto Graham
RB	90	E. Jones, 99 B. Boedecker
RB	86	Dub Jones
FB	76	Marion Motley

DEFENSE

LDE	52	G. Young, 53 B. O'Connor
LDT	48	F. Grigg, 42 D. Palmer
MG	30	Bill Willis
RDT	48	F. Grigg, 44 L. Rymkus
RDE	50	J. Yonakor, 59 H. Gillom
LLB	74	Tony Adamle
MLB	38	W. Humble, 35 A. Agase
RLB	20	L. Saban, 23 T. Thompson
LCB	80	Warren Lahr
RCB	82	Tommy James
S	62	Cliff Lewis

RADIO ANNOUNCERS:

Bob Neal, Bill Mayer (WGAR 1220 AM)

TELEVISION ANNOUNCERS:

Bob Neal, Bill Mayer (Dumont TV Network)

1ST WESTERN DIVISION

09/05	at Buffalo Bills (31,839)	T	28-28
09/11	Baltimore Colts (21,621)	W	21-0
09/18	New York Yankees (26,312)	W	14-3
09/25	at Baltimore Colts (36,837)	W	28-20
10/02	Los Angeles Dons (30,465)	W	42-7
10/09	at San Francisco 49ers (59,720)	L	28-56
10/14	at Los Angeles Dons (27,427)	W	61-14
10/30	San Francisco 49ers (72,189)	W	30-28
11/06	Chicago Hornets (16,506)	W	35-2
11/13	Buffalo Bills (22,511)	T	7-7
11/20	at New York Yankees (50,711)	W	31-0
11/24	at Chicago Hornets (5,031)	W	14-6
PLAYOFF			
12/04	Buffalo Bills (17,270)	W	31-21
CHAMPIONSHIP			
12/11	San Francisco 49ers (22,550)	W	21-7

YEAR-BY-YEAR
Regular Season Results



1950 [10-2]

COACH: Paul Brown

TOP DRAFT CHOICE: HB Ken Carpenter

1950 USUAL STARTING LINEUPS

OFFENSE		DEFENSE	
LE 58 Mac Speedie	LDE 52 George Young	LOT 48 F. Grigg, 42 D. Palmer	
LT 46 L. Groza, 42 D. Palmer	MG 30 Bill Willis	ROD 45 John Kissell	
LG 34 A. Gibron, 38 W. Humble	MT 30 Len Ford	LLB 74 Tony Adamie	
C 22 Frank Gatski	MLB 38 Weldon Humble	RLB 20 Hal Herring	
RG 32 Lin Houston	RDE 53 Alex Agase	LCB 80 Warren Lahr	
RT 44 Lou Rymkus	RLB 20 Hal Herring	RCB 82 Tommy James	
RE 56 Dante Lavelli	LCB 80 Warren Lahr	S 62 C. Lewis, 85 K. Gorgal	
WR 86 Dub Jones	RCB 82 Tommy James		
QB 60 Otto Graham	S 62 C. Lewis, 85 K. Gorgal		
RB 90 Rex Bumgardner			
84 Ken Carpenter			
RB 76 Marion Motley			

RADIO ANNOUNCERS:

Bob Neal, Don Cordray (WERE 1300 AM)

TELEVISION ANNOUNCERS:

Bob Neal, Bill Mayer (Dumont TV Network)

DATE	RESULT	OPPONENT	ATT
09/16	W 35-10	at Philadelphia Eagles	71,237
09/24	W 31-0	at Baltimore Colts	15,201
10/01	L 0-6	New York Giants	37,647
10/07	W 30-17	at Pittsburgh Steelers	35,590
10/15	W 34-24	Chicago Cardinals	33,774
10/22	L 13-17	at New York Giants	41,734
10/29	W 45-7	Pittsburgh Steelers	40,714
11/05	W 10-7	at Chicago Cardinals	38,456
11/12	W 34-14	San Francisco 49ers	28,786
11/19	W 20-14	Washington Redskins	21,908
12/03	W 13-7	Philadelphia Eagles	37,490
12/10	W 45-21	at Washington Redskins	30,143
PLAYOFF			
12/17	W 8-3	New York Giants	33,054
NFL CHAMPIONSHIP			
12/24	W 30-28	Los Angeles Rams	29,751

TEAM STATISTICS

	BROWNS	OPPONENT
Total First Downs	199	184
Rushing	104	96
Passing	86	71
Penalty	9	17
Total Net Yards	3,937	2,963
Avg. Per Game	328.1	246.9
Total Plays	717	743
Avg. Per Play	5.5	4.0
Net Yards Rushing	2,089	1,573
Avg. Per Game	174.1	131.1
Total Rushes	457	451
Net Yards Passing	1,679	1,390
Avg. Per Game	139.9	115.8
Sacked/Yards Lost	0/305	0/191
Gross Yards	1,984	1,581
Attempts/Completions	260/139	292/121
Completion Pct.	53.5%	41.4%
Had Intercepted	21	31
Punts/Avg.	66/43.2	68/41.5
Net Punting Avg.	66/40.0	69/34.7
Penalties/Yards Lost	104/968	62/554
Fumbles/Ball Lost	26/12	37/24
Touchdowns	38	19
Rushing	20	10
Passing	15	8
Returns	3	1

SCORE BY PERIODS

	1ST	2ND	3RD	4TH	OT	TOT
Browns	69	84	57	100	0	310
Opponents	39	35	35	35	0	144

SCORING

	RU	PA	ST	DF	PAT	2RU	2PA	FG	SAF	TP
Groza, Lou	0	1	0	0	29/29	0	0	13/19	0	74
Jones, Dub	6	5	0	0	0/0	0	0	0/0	0	66
Graham, Otto	6	0	0	0	0/0	0	0	0/0	0	36

Lavelli, Dante	0	5	0	0	0/0	0	0	0/0	0	30
Motley, Marion	3	1	0	0	0/0	0	0	0/0	0	24
Phelps, Don	2	0	1	0	0/0	0	0	0/0	0	18
Bumgardner, R.	2	1	0	0	0/0	0	0	0/0	0	18
Lahr, Warren	0	0	0	2	0/0	0	0	0/0	0	12
Grigg, Forrest	0	0	0	0	9/9	0	0	1/2	0	12
Carpenter, Ken	1	0	0	0	0/0	0	0	0/0	0	6
Gillom, Horace	0	1	0	0	0/0	0	0	0/0	0	6
Speedie, Mac	0	1	0	0	0/0	0	0	0/0	0	6
Kissell, John	0	0	0	0	0/0	0	0	0/0	1	2
Browns	20	15	1	2	38/38	0	0	14/21	1	310
Opponents	10	8	1	0	18/19	0	0	4/11	0	144

RUSHING	NO	YDS	AVG	LG	TD
Motley, Marion	140	810*	5.8	69T	3
Jones, Dub	83	384	4.6	61T	6
Bumgardner, Rex	67	231	3.4	26	2
Graham, Otto	55	145	2.6	20	6
Phelps, Don	39	198	5.1	33	2
Carpenter, Ken	35	181	5.2	61T	1
Cole, Emerson	26	105	4.0	16	0
Moselle, Dom	5	39	7.8	15	0
Adamie, Tony	3	8	2.7	3	0
Lewis, Cliff	2	-1	-0.5	2	0
James, Tommy	1	-1	-1.0	-1	0
Humble, Weldon	1	-10	-10.0	0	0
Browns	457	2,089	4.6	69T	20
Opponents	451	1,573	3.5	48	10

RECEIVING	NO	YDS	AVG	LG	TD
Speedie, Mac	42	548	13.0	45	1
Lavelli, Dante	37	565	15.3	43	5
Jones, Dub	31	458	14.8	80T	5
Motley, Marion	11	151	13.7	41	1
Bumgardner, Rex	9	112	12.4	25T	1
Carpenter, Ken	5	45	9.0	16	0
Gillom, Horace	2	54	27.0	38T	1
Phelps, Don	1	28	28.0	28	0
Groza, Lou	1	23	23.0	23T	1
Browns	139	1,984	14.3	80T	15
Opponents	121	1,581	13.1	64	8

INTERCEPTIONS	NO	YDS	AVG	LG	TD
James, Tommy	9	69	7.7	34	0
Lahr, Warren	8	99	12.4	30T	2
Gorgal, Ken	6	23	3.8	13	0
Martin, Jim	2	15	7.5	14	0
Herring, Hal	2	12	6.0	9	0
Adamie, Tony	1	17	17.0	13	0
Agase, Alex	1	14	14.0	14	0
Phelps, Don	1	9	9.0	9	0
Lewis, Cliff	1	4	4.0	4	0
Browns	31	262	8.5	34	2
Opponents	21	262	12.5	41	0

PUNTING	NO	YDS	AVG	IN20	TB	LG	BLK
Gillom, Horace	66	2,849	43.2	0	5	75	1
Browns	66	2,849	43.2	0	5	75	1
Opponents	69	2,864	41.5	0	6	85	0

PUNT RETURNS	NO	FC	YDS	AVG	LG	TD
Phelps, Don	13	0	174	13.4	54T	1
Moselle, Dom	7	0	126	18.0	48	0
Gorgal, Ken	4	0	83	20.8	33	0
Carpenter, Ken	4	0	58	14.5	27	0
James, Tommy	0	0	15	4.0	0	0
Lewis, Cliff	2	0	13	6.5	8	0
Browns	30	0	469	15.6	54T	1
Opponents	32	0	210	6.6	32	0

KICKOFF RETURNS	NO	YDS	AVG	LG	TD
Phelps, Don	12	325	27.1	61	0
Moselle, Dom	5	107	21.4	29	0
Carpenter, Ken	5	98	19.6	25	0
Adamie, Tony	4	53	13.3	22	0
Gillom, Horace	3	51	17.0	23	0
Cole, Emerson	1	22	22.0	22	0
Martin, Jim	1	14	14.0	14	0
Rymkus, Lou	1	0	0.0	0	0
Browns	32	670	20.9	61	0
Opponents	43	988	23.0	71	0

PASSING	ATT	CMP	YDS	PCT	AV/AT	TD	TD%	INT	INT%	LG	TKLD	RATING
Graham, Otto	253	137	1,943	54.2	7.68	14	5.5	20	7.9	80T	0/291	64.7
Lewis, Cliff	4	1	38	25.0	9.50	1	25.0	0	0.0	38T	0/14	106.3
Gillom, Horace	1	1	3	100.0	3.00	0	0.0	0	0.0	3	0/0	79.2
Carpenter, Ken	1	0	0	0.0	0.00	0	0.0	1	100.0	0	0/0	0.0
Groza, Lou	1	0	0	0.0	0.00	0	0.0	0	0.0	0	0/0	39.6
Browns	260	139	1,984	53.5	7.63	15	5.8	21	8.1	80T	0/305	64.0
Opponents	292	121	1,581	41.4	5.41	8	2.7	31	10.6	64	0/191	28.7

* Led NFL



1951 (11-1)

COACH: Paul Brown

TOP DRAFT CHOICE: HB/S Kenny Konz

1951 USUAL STARTING LINEUPS

OFFENSE		DEFENSE	
LE 58 Mac Speedie	LDE 52 George Young	LDE 52 George Young	
59 H. Gillom	LDT 48 F. Grigg, 42 D. Palmer	LDT 48 F. Grigg, 42 D. Palmer	
LT 46 Lou Broza	MG 30 Bill Willis	MG 30 Bill Willis	
LG 34 Abe Gibron	ROF 45 John Kissell	ROF 45 John Kissell	
C 22 Frank Gatski	RDE 53 Len Ford	RDE 53 Len Ford	
RG 38 Bob Gaudio	LLB 74 Tony Adamie	LLB 74 Tony Adamie	
RT 44 Lou Rymkus	MLB 35 Alex Agase	MLB 35 Alex Agase	
RE 56 Dante Lavelli	RLB 20 Hal Herring	RLB 20 Hal Herring	
WR 86 Dub Jones	LCB 80 Warren Lahr	LCB 80 Warren Lahr	
QB 60 Otto Graham	RCB 82 Tommy James	RCB 82 Tommy James	
RB 84 Ken Carpenter	S 62 Cliff Lewis	S 62 Cliff Lewis	
90 Rex Bumgardner			
RB 70 E. Cole, 76 M. Motley			

RADIO ANNOUNCERS:

Bob Neal, Phil McLean (WERE 1300 AM)

TELEVISION ANNOUNCERS:

Bob Neal, Bill Mayer (Dumont TV Network)

DATE	RESULT	OPPONENT	ATT
09/30	L 10-24	at San Francisco 49ers	52,219
10/07	W 38-23	at Los Angeles Rams	67,186
10/14	W 45-0	Washington Redskins	33,968
10/21	W 17-0	Pittsburgh Steelers	32,409
10/27	W 14-13	New York Giants	56,947
11/04	W 34-17	at Chicago Cardinals	19,742
11/11	W 20-17	Philadelphia Eagles	36,571
11/18	W 10-0	at New York Giants	52,215
11/25	W 42-21	Chicago Bears	40,969
12/02	W 49-28	Chicago Cardinals	30,550
12/09	W 28-0	at Pittsburgh Steelers	24,229
12/16	W 24-9	Philadelphia Eagles	16,263
NFL CHAMPIONSHIP			
12/23	L 17-24	at Los Angeles Rams	57,540

TEAM STATISTICS	BROWNS	OPPONENT
Total First Downs	203	201
Rushing	92	88
Passing	99	81
Penalty	12	32
Total Net Yards	3,847	3,002
Avg. Per Game	320.6	250.2
Total Plays	702	758
Avg. Per Play	5.5	4.0
Net Yards Rushing	1,708	1,454
Avg. Per Game	142.3	121.2
Total Rushes	415	428
Net Yards Passing	1,902	1,548
Avg. Per Game	158.5	129.0
Sacked/Yards Lost	0/371	0/430
Gross Yards	2,273	1,978
Attempts/Completions	271/151	330/151
Completion Pct.	55.7%	45.8%
Had Intercepted	17	22
Punts/Avg.	73/45.5	69/39.8
Net Punting Avg.	73/40.8	69/36.5
Penalties/Yards Lost	117/1,017	59/505
Fumbles/Ball Lost	25/18	35/29
Touchdowns	43	20
Rushing	20	8
Passing	18	10
Returns	5	2

SCORE BY PERIODS	1ST	2ND	3RD	4TH	OT	TOT
Browns	80	79	100	72	0	331
Opponents	34	19	44	55	0	152

SCORING	RU	PA	ST	O/D	PAT	2RU	2PA	FG	SAF	TP
Groza, Lou	0	0	0	0	43/43	0	0	10/23	0	73
Jones, Dub	7	5	0	0	0/0	0	0	0/0	0	72
Carpenter, K.	4	2	0	0	0/0	0	0	0/0	0	36
Lavelli, Dante	0	6	0	0	0/0	0	0	0/0	0	36

Graham, Otto	3	0	0	1	0/0	0	0	0/0	0	24
Speedie, Mac	0	3	0	0	0/0	0	0	0/0	0	18
Taseff, Carl	2	0	0	0	0/0	0	0	0/0	0	12
Bumgardner, R.	1	1	0	0	0/0	0	0	0/0	0	12
Lahr, Warren	0	0	0	2	0/0	0	0	0/0	0	12
Oristaglio, B.	0	1	0	0	0/0	0	0	0/0	0	6
Young, George	0	0	0	1	0/0	0	0	0/0	0	6
Gillom, Horace	0	0	1	0	0/0	0	0	0/0	0	6
Motley, Marion	1	0	0	0	0/0	0	0	0/0	0	6
Phelps, Don	1	0	0	0	0/0	0	0	0/0	0	6
Cole, Emerson	1	0	0	0	0/0	0	0	0/0	0	6
Browns	20	18	1	4	43/43	0	0	10/23	0	331
Opponents	8	10	2	0	18/20	0	0	4/14	1	152

RUSHING	NO	YDS	AVG	LG	TD
Jones, Dub	104	492	4.7	43t	7
Carpenter, Ken	85	402	4.7	30	4
Motley, Marion	61	273	4.5	26	1
Cole, Emerson	46	252	5.5	23	1
Bumgardner, Rex	45	126	2.8	20	1
Graham, Otto	35	29	0.8	12	3
Phelps, Don	16	65	4.1	16	1
Taseff, Carl	13	49	3.8	15	2
Jagade, Harry	7	30	4.3	22	0
Lewis, Cliff	3	-10	-3.3	1	0
Browns	415	1,708	4.1	43t	20
Opponents	428	1,454	3.4	35	8

RECEIVING	NO	YDS	AVG	LG	TD
Lavelli, Dante	43	586	13.6	47	6
Speedie, Mac	34	589	17.3	51	3
Jones, Dub	30	570	19.0	81t	5
Carpenter, Ken	12	183	15.3	45t	2
Gillom, Horace	11	164	14.9	24	0
Motley, Marion	10	52	5.2	34	0
Bumgardner, Rex	5	61	12.2	19	1
Cole, Emerson	4	30	7.5	17	0
Oristaglio, Bob	1	20	20.0	20t	1
Taseff, Carl	1	18	18.0	18	0
Browns	151	2,273	15.1	81t	18
Opponents	151	1,978	13.1	61	10

INTERCEPTIONS	NO	YDS	AVG	LG	TD
Lahr, Warren	5	95	19.0	29	2
Lewis, Cliff	5	46	9.2	20	0
Shula, Don	4	23	5.8	16	0
Thompson, Tommy	2	23	11.5	17	0
Agase, Alex	2	7	3.5	6	0
James, Tommy	2	1	0.5	1	0
Herring, Hal	1	28	28.0	28	0
Adamie, Tony	1	12	12.0	8	0
Browns	22	235	10.7	29	2
Opponents	17	95	5.6	36	1

PUNTING	NO	YDS	AVG	IN20	TB	LG	BLK
Gillom, Horace	73	3,321	45.5*	0	8	66	0
Browns	73	3,321	45.5	0	8	66	0
Opponents	69	2,746	39.8	0	3	75	1

PUNT RETURNS	NO	FC	YDS	AVG	LG	TD
Carpenter, Ken	14	0	173	12.4	49	0
Lewis, Cliff	14	0	48	3.4	11	0
Taseff, Carl	1	0	6	6.0	6	0
Phelps, Don	1	0	3	3.0	3	0
Browns	30	0	230	7.7	49	0
Opponents	49	0	340	6.9	30	0

KICKOFF RETURNS	NO	YDS	AVG	LG	TD
Carpenter, Ken	9	196	21.8	48	0
Bumgardner, Rex	3	75	25.0	33	0
Phelps, Don	3	66	22.0	25	0
Taseff, Carl	3	56	18.7	20	0
Jagade, Harry	2	36	18.0	19	0
Cole, Emerson	2	28	14.0	20	0
Gillom, Horace	2	25	12.5	15	0
Gaudio, Bob	1	8	8.0	8	0
Shula, Don	1	6	6.0	6	0
Gibron, Abe	1	0	0.0	0	0
Browns	27	496	18.4	48	0
Opponents	34	763	22.4	41	0

PASSING	ATT	CMP	YDS	PCT	AV/AT	TD	TD%	INT	INT%	LG	TKLD	RATNG
Graham, Otto	265	147	2,205	55.5	8.32	17	6.4	16	6.0	81t	0/371	79.2
Lewis, Cliff	6	4	68	66.7	11.33	1	16.7	1	16.7	20	0/0	104.9
Browns	271	151	2,273	55.7	8.39	18	6.6	17	6.3	81t	0/371	79.5
Opponents	330	151	1,978	45.8	5.99	10	3.0	22	6.7	61	0/430	47.5

* Led NFL



1952 (0-4)

COACH: Paul Brown

TOP DRAFT CHOICE: DB Bert Rechichar

1952 USUAL STARTING LINEUPS

OFFENSE		DEFENSE	
LE 88 Mac Speedie	LDE 82 George Young	LD 74 Bob Gain	LD 74 Bob Gain
LT 76 Lou Groza	LD 74 Bob Gain	MG 60 Bill Willis	MG 60 Bill Willis
LG 64 Abe Gibron	MG 60 Bill Willis	ROT 72 Darrell Palmer	ROT 72 Darrell Palmer
C 52 Frank Gatski	RDE 80 Len Ford	LLB 34 Walt Michaels	LLB 34 Walt Michaels
RG 62 Lin Houston	MLB 54 Tommy Thompson	MLB 54 Tommy Thompson	MLB 54 Tommy Thompson
65 Joe Skibinski	RLB 50 Hal Herring	RLB 50 Hal Herring	RLB 50 Hal Herring
RT 78 John Sandusky	RCB 42 Tommy James	RCB 42 Tommy James	RCB 42 Tommy James
RE 83 Darrel Brewster	44 Don Shula	44 Don Shula	44 Don Shula
WR 40 Dub Jones	LCB 24 Warren Lahr	LCB 24 Warren Lahr	LCB 24 Warren Lahr
QB 14 Otto Graham	S 15 Bert Rechichar	S 15 Bert Rechichar	S 15 Bert Rechichar
RB 22 Rex Bumgardner			
RB 36 Marion Motley			

RADIO ANNOUNCERS:

Ken Coleman, Bob Bousma (WTAM 1100 AM)

TELEVISION ANNOUNCERS:

Don Wattrick, Lou Saban (WXEL-Channel 9)

DATE	RESULT	OPPONENT	ATT
09/28	W 37-7	Los Angeles Rams	57,832
10/04	W 21-20	at Pittsburgh Steelers	27,923
10/12	L 9-17	New York Giants	51,858
10/19	W 49-7	at Philadelphia Eagles	27,874
10/26	W 19-15	Washington Redskins	32,496
11/02	L 6-17	at Detroit Lions	56,029
11/09	W 28-13	Chicago Cardinals	34,097
11/16	W 29-26	Pittsburgh Steelers	34,973
11/23	L 20-28	Philadelphia Eagles	28,948
11/30	W 48-24	at Washington Redskins	22,679
12/07	W 10-0	at Chicago Cardinals	24,541
12/14	L 34-37	at New York Giants	41,610

NFL CHAMPIONSHIP

12/28	L 7-17	Detroit Lions	50,834
-------	--------	---------------	--------

TEAM STATISTICS

	BROWNS	OPPONENT
Total First Downs	228	186
Rushing	105	78
Passing	119	95
Penalty	4	13
Total Net Yards	4,551	3,075
Avg. Per Game	379.3	256.3
Total Plays	786	759
Avg. Per Play	5.8	4.1
Net Yards Rushing	1,784	1,386
Avg. Per Game	148.7	115.5
Total Rushes	391	411
Net Yards Passing	2,566	1,689
Avg. Per Game	213.8	140.8
Sacked/Yards Lost	0/273	0/339
Gross Yards	2,839	2,028
Attempts/Completions	374/184	348/141
Completion Pct.	49.2%	40.5%
Had Intercepted	26	22
Punts/Avg.	61/45.7	84/40.6
Net Punting Avg.	61/40.7	84/35.7
Penalties/Yards Lost	85/744	46/425
Fumbles/Ball Lost	21/11	23/14
Touchdowns	36	29
Rushing	12	11
Passing	22	17
Returns	2	1

SCORE BY PERIODS

	1ST	2ND	3RD	4TH	OT	TOT
Browns	31	62	108	59	0	310
Opponents	47	53	42	71	0	213

SCORING

	RU	PA	ST	DF	PAT	2RU	2PA	FG	SAF	TP
Groza, Lou	0	0	0	0	32/32	0	0	19/33	0	89
Jones, Dub	2	4	0	0	0/0	0	0	0/0	0	36
Carpenter, K	3	1	1	0	0/0	0	0	0/0	0	30
Speedie, Mac	0	5	0	0	0/0	0	0	0/0	0	30
Lavelli, Dante	0	4	0	0	0/0	0	0	0/0	0	24
Graham, Otto	4	0	0	0	0/0	0	0	0/0	0	24

Howard, Sherman	0	3	0	0	0/0	0	0	0/0	0	18
Jagade, Harry	2	1	0	0	0/0	0	0	0/0	0	18
Motley, Marion	1	2	0	0	0/0	0	0	0/0	0	18
Ford, Lan	0	0	0	1	0/0	0	0	0/0	0	6
Brewster, Darrel	0	1	0	0	0/0	0	0	0/0	0	6
Gillom, Horace	0	1	0	0	0/0	0	0	0/0	0	6
Gain, Bob	0	0	0	0	3/3	0	0	0/0	0	3
Young, George	0	0	0	0	0/0	0	0	0/0	1	2
Team	0	0	0	0	0/1	0	0	0/0	0	0
Browns	12	22	1	1	35/36	0	0	19/33	1	310
Opponents	11	17	1	0	25/29	0	0	4/11	1	213

RUSHING	NO	YDS	AVG	LG	TD
Motley, Marion	104	444	4.3	59	1
Carpenter, Ken	72	408	5.7	37	3
Jones, Dub	65	270	4.2	35	2
Jagade, Harry	57	373	6.5	30	2
Graham, Otto	39	128	3.3	21	4
Howard, Sherman	34	95	2.8	22	0
Renfro, Ray	10	26	2.6	11	0
Bumgardner, Rex	9	38	4.2	24	0
Ratterman, George	1	2	2.0	2	0
Browns	391	1,784	4.6	59	12
Opponents	411	1,386	3.4	69	11

RECEIVING	NO	YDS	AVG	LG	TD
Speedie, Mac	62*	911	14.7	50	5
Jones, Dub	43	651	15.1	63t	4
Lavelli, Dante	21	336	16.0	41	4
Carpenter, Ken	16	136	8.5	41t	1
Motley, Marion	13	213	16.4	68t	2
Howard, Sherman	11	219	19.9	57t	3
Jagade, Harry	9	203	22.6	47t	1
Brewster, Darrel	4	117	29.3	47t	1
Gillom, Horace	4	45	11.3	21	1
Renfro, Ray	1	8	8.0	8	0
Browns	184	2,839	15.4	68t	22
Opponents	141	2,028	14.4	70t	17

INTERCEPTIONS	NO	YDS	AVG	LG	TD
Rechichar, Bert	6	79	13.2	25	0
Lahr, Warren	5	51	10.2	14	0
James, Tommy	4	40	10.0	18	0
Michaels, Walt	4	26	6.5	7	0
Bumgardner, Rex	2	33	16.5	33	0
Thompson, Tommy	1	21	21.0	21	0
Browns	22	250	11.4	33	0
Opponents	26	389	15.0	46	1

PUNTING	NO	YDS	AVG	IN20	TB	LG	BLK
Gillom, Horace	61	2,787	45.7*	0	6	73	1
Browns	61	2,787	45.7	0	6	73	1
Opponents	84	3,408	40.6	0	3	60	0

PUNT RETURNS	NO	FC	YDS	AVG	LG	TD
Renfro, Ray	22	0	169	7.7	34	0
Carpenter, Ken	10	0	139	13.9	54t	1
Rechichar, Bert	8	0	47	5.9	16	0
Bumgardner, Rex	10	0	35	3.5	10	0
Phelps, Don	5	0	15	3.0	10	0
Skibinski, Joe	0	0	5	0.0	5	0
Browns	55	0	410	7.5	54t	1
Opponents	39	0	307	7.9	38	0

KICKOFF RETURNS	NO	YDS	AVG	LG	TD
Carpenter, Ken	11	234	21.3	40	0
Renfro, Ray	8	130	16.3	26	0
Bumgardner, Rex	5	89	17.8	21	0
Cole, Emerson	4	71	17.8	22	0
Rechichar, Bert	4	70	17.5	19	0
Motley, Marion	3	88	29.3	35	0
Jagade, Harry	3	58	19.3	21	0
Sharkey, Ed	2	24	12.0	15	0
Howard, Sherman	1	22	22.0	22	0
Michaels, Walter	1	16	16.0	16	0
Brewster, Darrel	1	11	11.0	11	0
Gillom, Horace	1	9	9.0	7	0
Skibinski, Joe	1	8	8.0	8	0
Gain, Bob	1	0	0.0	0	0
Gibron, Abe	1	0	0.0	0	0
Browns	47	830	17.7	40	0
Opponents	47	1,107	23.6	43	0

PASSING	ATT	CMP	YDS	PCT	AV/AT	TD	TD%	INT	INT%	LG	TKLD	RATNG
Graham, Otto	364	181	2,816	49.7	7.74	20*	5.5	24	6.6	68t	0/242	66.6
Ratterman, George	6	2	33.3	3.33	1	16.7	2	33.3	11t	0/18	0/18	43.8
Jones, Dub	2	1	3	50.0	1.50	1	50.0	0	0.0	3t	0/13	95.8
Motley, Marion	2	0	0	0.0	0.00	0	0.0	0	0.0	0	0/0	39.6
Browns	374	184	2,839	49.2	7.59	22	5.9	26	7.0	68t	0/273	65.4
Opponents	348	141	2,028	40.5	5.83	17	4.9	22	6.3	70t	0/339	50.1

* Led NFL

^ Tied NFL Lead



1953 (11-1)

COACH: Paul Brown

TOP DRAFT CHOICE: DT Doug Atkins

1953 USUAL STARTING LINEUPS

OFFENSE		DEFENSE	
LE 88 Darrel Brewster	LDE 83 Doug Atkins	LT 76 Lou Groza	LDT 70 Don Colo
LG 64 Abe Gibrón	MG 60 Bill Willis	C 52 Frank Gatski	RDT 72 Derrell Palmer
RG 65 Chuck Noll	RDE 80 Len Ford	RC 65 Chuck Noll	RDE 80 Len Ford
RT 78 John Sandusky	LLB 34 Walt Michaels	RE 86 Dante Lavelli	RLB 54 Tommy Thompson
RHB 40 D. Jones, 46 B. Reynolds	LCB 24 Warren Lehr	QB 14 Otto Graham	RCB 42 Tommy James
FB 32 H. Jagade, 36 M. Motley	LS 15 Ken Gorgal	LHB 20 K. Carpenter, 26 R. Renfro	RS 22 Ken Konz

RADIO ANNOUNCERS:

Ken Coleman, Bob Bousma (WTAM 1100 AM)

TELEVISION ANNOUNCERS:

Bill McColgan, John Fitzgerald (WXEL-Channel 9)

DATE	RESULT	OPPONENT	ATT
09/27	W 27-0	at Green Bay Packers	22,604
10/04	W 27-7	at Chicago Cardinals	24,374
10/10	W 37-13	Philadelphia Eagles	45,802
10/19	W 20-14	at Washington Redskins	33,963
10/25	W 7-0	at New York Giants	30,773
11/01	W 27-3	Washington Redskins	47,845
11/08	W 34-16	Pittsburgh Steelers	35,592
11/15	W 23-21	San Francisco 49ers	80,698
11/22	W 20-16	at Pittsburgh Steelers	32,904
11/29	W 27-16	Chicago Cardinals	24,499
12/06	W 62-14	New York Giants	40,235
12/13	L 27-42	at Philadelphia Eagles	38,654

NFL CHAMPIONSHIP

12/27	L 16-17	at Detroit Lions	54,577
-------	---------	------------------	--------

TEAM STATISTICS

	BROWNS	OPPONENT
Total First Downs	213	206
Rushing	79	89
Passing	122	101
Penalty	12	16
Total Net Yards	4,534	3,575
Avg. Per Game	377.8	297.9
Total Plays	662	763
Avg. Per Play	6.6	4.7
Net Yards Rushing	1,577	1,560
Avg. Per Game	131.4	130.0
Total Rushes	379	374
Net Yards Passing	2,814	2,015
Avg. Per Game	234.5	167.9
Sacked/Yards Lost	0/245	0/256
Gross Yards	3,069	2,271
Attempts/Completions	303/191	389/164
Completion Pct.	63.0%	42.2%
Had Intercepted	9	25
Punts/Avg.	63/43.8	72/40.8
Net Punting Avg.	63/41.3	72/38.3
Penalties/Yards Lost	86/680	40/335
Fumbles/Ball Lost	27/15	25/16
Touchdowns	40	22
Rushing	20	11
Passing	16	10
Returns	4	1

SCORE BY PERIODS

	1ST	2ND	3RD	4TH	OT	TOT
Browns	67	121	61	99	0	348
Opponents	31	45	42	44	0	162

SCORING

	RU	PA	ST	DF	PAT	2RU	2PA	FG	SAF	TP
Groza, Lou	0	0	0	0	39/40	0	0	23/26	0	108
Renfro, Ray	4	4	1	0	0/0	0	0	0/0	0	54
Lavelli, Dante	0	6	0	0	0/0	0	0	0/0	0	36

Graham, Otto	6	0	0	0	0/0	0	0	0/0	0	36
Carpenter, K.	3	2	0	0	0/0	0	0	0/0	0	30
Brewster, Dd	0	4	0	0	0/0	0	0	0/0	0	24
Jagade, Harry	4	0	0	0	0/0	0	0	0/0	0	24
Reynolds, Billy	3	0	0	0	0/0	0	0	0/0	0	18
Helluin, F.	0	0	0	1	0/0	0	0	0/0	0	6
James, Tommy	0	0	0	1	0/0	0	0	0/0	0	6
Michaels, Walt	0	0	0	1	0/0	0	0	0/0	0	6
Browns	20	16	1	3	39/40	0	0	23/26	0	348
Opponents	11	10	1	0	20/22	0	0	2/13	2	162

RUSHING

	NO	YDS	AVG	LG	TD
Jagade, Harry	86	344	4.0	23	4
Reynolds, Billy	72	313	4.3	16	3
Renfro, Ray	60	352	5.9	58t	4
Carpenter, Ken	46	195	4.2	30	3
Graham, Otto	43	143	3.3	21	6
Motley, Marion	32	161	5.0	34	0
Jones, Dub	31	28	0.9	10	0
Howard, Sherman	7	42	6.0	34	0
Ratterman, George	2	6	3.0	3	0
Gibrón, Abe	0	-7	0.0	0	0
Browns	379	1,577	4.2	58t	20
Opponents	374	1,560	4.2	56	11

RECEIVING

	NO	YDS	AVG	LG	TD
Lavelli, Dante	45	783	17.4	55t	6
Renfro, Ray	39	722	18.5	70	4
Brewster, Darrel	32	632	19.8	45	4
Jones, Dub	24	373	15.5	58	0
Jagade, Harry	20	193	9.6	37	0
Reynolds, Billy	9	120	13.3	55	0
Carpenter, Ken	9	109	12.1	32	2
Gillom, Horace	7	80	11.4	23	0
Motley, Marion	6	47	7.8	23	0
Browns	191	3,059	16.0	70	16
Opponents	164	2,271	13.8	77t	10

INTERCEPTIONS

	NO	YDS	AVG	LG	TD
Lahr, Warren	5	119	23.8	42	0
James, Tommy	5	21	4.2	11	0
Konz, Ken	5	15	3.0	9	0
Gorgal, Ken	4	25	6.3	19	0
Thompson, Tommy	2	13	6.5	8	0
Michaels, Walt	1	34	34.0	34t	1
Cattin, Tom	1	16	16.0	16	0
Howard, Sherman	1	3	3.0	3	0
Ford, Len	1	0	0.0	0	0
Browns	25	246	9.8	42	1
Opponents	9	94	10.4	28t	1

PUNTING

	NO	YDS	AVG	IN20	TB	LG	BLK
Gillom, Horace	63	2,760	43.8	0	4	67	0
Browns	63	2,760	43.8	0	4	67	0
Opponents	72	2,934	40.8	0	5	61	0

PUNT RETURNS

	NO	FC	YDS	AVG	LG	TD
Reynolds, Billy	18	0	111	6.2	28	0
Renfro, Ray	17	0	53	3.1	16	0
Jones, Dub	1	0	7	7.0	7	0
Konz, Ken	1	0	4	4.0	4	0
Carpenter, Ken	6	0	0	0.0	0	0
Browns	43	0	175	4.1	28	0
Opponents	35	0	156	4.5	17	0

KICKOFF RETURNS

	NO	YDS	AVG	LG	TD
Carpenter, Ken	16	367	22.9	40	0
Reynolds, Billy	4	74	18.5	21	0
Motley, Marion	3	60	20.0	22	0
Michaels, Walt	2	40	20.0	22	0
Steinbrunner, Dor	1	23	23.0	23	0
Donaldson, Gene	1	7	7.0	7	0
Howard, Sherman	1	6	6.0	6	0
Noll, Chuck	1	2	2.0	2	0
Young, George	1	0	0.0	0	0
Browns	30	579	19.3	40	0
Opponents	46	1,114	24.2	49	0

PASSING

	ATT	CMP	YDS	PCT	AV/AT	TD	TD%	INT	INT%	LG	TKLD	RATNG
Graham, Otto	258	167	2,722*	64.7	10.55	11	4.3	9	3.5	70	0/245	99.7
Ratterman, George	41	23	325	56.1	7.93	4	9.8	0	0.0	45	0/0	114.4
Renfro, Ray	3	1	36	33.3	12.00	1	33.3	0	0.0	36t	0/0	119.4
Jones, Dub	1	0	0	0.0	0.00	0	0.0	0	0.0	0	0/0	39.6
Browns	303	191	3,083	63.0	10.17	16	5.3	9	3.0	70	0/245	102.2
Opponents	389	164	2,271	42.2	5.84	10	2.6	25	6.4	77t	0/256	43.3

* Led NFL

YEAR-BY-YEAR
Regular Season Results
1953



1954 (9-3)

COACH: Paul Brown

TOP DRAFT CHOICE: QB Robert Garret

1954 USUAL STARTING LINEUPS

OFFENSE

LE	88	Darrel Brewster
LT	76	Lou Groza
LG	64	Abe Gibron
C	52	Frank Gatsck
RG	60	H. Bradley, 65 C. Noll
RT	78	John Sandusky
RE	86	Dante Lovelli
WR	26	R. Renfro, 44 C. Hanulak
OB	14	Otto Graham
RB	46	B. Reynolds, 40 D. Jones
RB	30	M. Bassett, 32 F. Morrison

DEFENSE

LDE	82	Carlton Massey
LDT	72	John Kissell
MG	74	Mike McCormack
RDT	70	Don Colo
RDE	80	Len Ford
LLB	50	Tom Catlin
RLB	34	Walt Michaels
LCB	24	Warren Lahr
RCB	20	Don Paul
LS	15	Ken Gorgal
	22	Ken Konz
RS	42	Tommy James

RADIO ANNOUNCERS:

Bill McCoolgan, Bill Mayer (WGAR 1220 AM)

TELEVISION ANNOUNCERS:

Ken Coleman (WJW-Channel 8)

DATE	RESULT	OPPONENT	ATT
09/26	L 10-28	at Philadelphia Eagles	26,546
10/10	W 31-7	Chicago Cardinals	24,101
10/17	L 27-55	at Pittsburgh Steelers	33,262
10/24	W 35-3	at Chicago Cardinals	23,823
10/31	W 24-14	New York Giants	30,448
11/07	W 62-3	Washington Redskins	25,158
11/14	W 39-10	at Chicago Bears	48,773
11/21	W 6-0	Philadelphia Eagles	41,537
11/28	W 16-7	at New York Giants	45,936
12/05	W 34-14	at Washington Redskins	21,761
12/12	W 42-7	Pittsburgh Steelers	28,064
12/19	L 10-14	Detroit Lions	34,168
NFL CHAMPIONSHIP			
12/26	W 56-10	Detroit Lions	43,827

TEAM STATISTICS	BROWNS	OPPONENT
Total First Downs	238	147
Rushing	113	56
Passing	112	73
Penalty	13	18
Total Net Yards	4,238	2,658
Avg. Per Game	353.2	221.5
Total Plays	771	672
Avg. Per Play	5.5	4.0
Net Yards Rushing	1,793	1,050
Avg. Per Game	149.4	87.5
Total Rushes	476	372
Net Yards Passing	2,331	1,608
Avg. Per Game	194.3	134.0
Sacked/Yards Lost	0/226	0/176
Gross Yards	2,557	1,784
Attempts/Completions	295/174	300/126
Completion Pct.	59.0%	42.0%
Had Intercepted	22	23
Punts/Avg.	52/42.9	84/40.1
Net Punting Avg.	52/40.4	84/36.3
Penalties/Yards Lost	83/796	58/608
Fumbles/Balls Lost	25/17	26/19
Touchdowns	41	22
Rushing	23	4
Passing	14	15
Returns	4	3

SCORE BY PERIODS	1ST	2ND	3RD	4TH	OT	TOT
Browns	92	95	88	61	0	336
Opponents	17	54	42	49	0	162

SCORING	RU	PA	ST	DF	PAT	2RU	2PA	FG	SAF	TP
Groza, Lou	0	0	0	0	37/38	0	0	16/24	0	85
Graham, Otto	8	0	0	0	0/0	0	0	0/0	0	48
Lovelli, Dante	0	7	0	0	0/0	0	0	0/0	0	42
Bassett, M.	6	0	0	0	0/0	0	0	0/0	0	36
Brewster, D.	0	4	0	0	0/0	0	0	0/0	0	24

Hanulak, Chet	4	0	0	0	0/0	0	0	0/0	0	24
Konz, Ken	0	0	0	2	3/3	0	0	0/0	0	15
Jones, Dub	0	2	0	0	0/0	0	0	0/0	0	12
Reynolds, Billy	2	0	0	0	0/0	0	0	0/0	0	12
Morrison, Fred	2	0	0	0	0/0	0	0	0/0	0	12
Renfro, Ray	0	1	0	0	0/0	0	0	0/0	0	6
Lahr, Warren	0	0	0	1	0/0	0	0	0/0	0	6
Ratterman, George	1	0	0	0	0/0	0	0	0/0	0	6
Gorgal, Ken	0	0	0	1	0/0	0	0	0/0	0	6
Ford, Len	0	0	0	0	0/0	0	0	0/0	1	2
Browns	23	14	0	4	40/41	0	0	16/24	1	336
Opponents	4	15	3	0	21/22	0	0	3/9	0	162

RUSHING	NO	YDS	AVG	LG	TD
Bassett, Maurice	144	588	4.1	22	6
Reynolds, Billy	64	180	2.8	33	2
Graham, Otto	63	114	1.8	14	8
Hanulak, Chet	59	296	5.0	24	4
Morrison, Fred	54	234	4.3	26	2
Jones, Dub	51	231	4.5	24	0
Renfro, Ray	29	151	5.2	35	0
Ratterman, George	8	-13	-1.6	2	1
Lahr, Warren	3	18	6.0	14	0
James, Tommy	1	-6	-6.0	-6	0
Browns	476	1,793	3.8	35	23
Opponents	372	1,050	2.8	47	4

RECEIVING	NO	YDS	AVG	LG	TD
Lovelli, Dante	47	802	17.1	64	7
Brewster, Darrel	42	676	16.1	57	4
Bassett, Maurice	20	205	10.3	33	0
Jones, Dub	19	347	18.3	48t	2
Renfro, Ray	13	228	17.5	64t	1
Morrison, Fred	12	81	6.8	16	0
Reynolds, Billy	10	76	7.6	22	0
Hanulak, Chet	6	80	13.3	22	0
Gillom, Horace	5	62	12.4	24	0
Browns	174	2,557	14.7	64t	14
Opponents	126	1,784	14.2	83t	15

INTERCEPTIONS	NO	YDS	AVG	LG	TD
Konz, Ken	7	133	19.0	54t	2
Lahr, Warren	5	44	8.8	27t	1
James, Tommy	4	57	14.3	36	0
Paul, Don	3	42	14.0	23	0
Gorgal, Ken	1	53	53.0	53t	1
Michaels, Walt	1	20	20.0	20	0
McCormack, Mike	1	14	14.0	14	0
Catlin, Tom	1	6	6.0	6	0
Browns	23	369	16.0	54t	4
Opponents	22	368	16.7	81t	2

PUNTING	NO	YDS	AVG	IN20	TB	LG	BLK
Gillom, Horace	52	2,230	42.9	0	4	80	0
Browns	52	2,230	42.9	0	4	80	0
Opponents	84	3,371	40.1	0	2	70	0

PUNT RETURNS	NO	FC	YDS	AVG	LG	TD
Reynolds, Billy	25	0	138	5.5	39	0
Hanulak, Chet	27	0	92	3.4	43	0
Paul, Don	1	0	57	57.0	57	0
Konz, Ken	7	0	37	5.3	13	0
Gorgal, Ken	1	0	0	0.0	0	0
Browns	61	0	324	5.3	57	0
Opponents	38	0	128	3.4	48t	1

KICKOFF RETURNS	NO	YDS	AVG	LG	TD
Reynolds, Billy	14	413	29.5*	51	0
Hanulak, Chet	9	213	23.7	30	0
Konz, Ken	2	53	26.5	28	0
Paul, Don	1	31	31.0	31	0
Renfro, Ray	1	24	24.0	24	0
Bassett, Maurice	1	20	20.0	20	0
Gorgal, Ken	1	11	11.0	11	0
Massey, Carlton	1	10	10.0	10	0
Morrison, Fred	1	8	8.0	8	0
Browns	31	783	25.3	51	0
Opponents	51	1,064	20.9	50	0

PASSING	ATT	CMP	YDS	PCT	AV/AT	TD	TD%	INT	INT%	LG	TKLD	RATNG
Graham, Otto	240	142	2,092	59.2	8.72	11	4.6	17	7.1	64t	0/197	73.5
Ratterman, George	53	32	465	60.4	8.77	3	5.7	3	5.7	48t	0/18	84.2
Renfro, Ray	1	0	0	0.0	0.00	0	0.0	1	100.0	0	0/0	0.0
Lahr, Warren	1	0	0	0.0	0.00	0	0.0	1	100.0	0	0/0	0.0
Jones, Dub	0	0	0	0.0	0.00	0	0.0	0	0.0	0	0/11	39.6
Browns	295	174	2,557	59.0	8.67	14	4.7	22	7.5	64t	0/226	72.1
Opponents	300	126	1,784	42.0	5.95	15	5.0	23	7.7	83t	0/176	46.6

* Led NFL



1955 (8-2-1)

COACH: Paul Brown

TOP DRAFT CHOICE: C/LB Kurt Burris

1955 USUAL STARTING LINEUPS

OFFENSE

LE 88	Darrel Brewster
LT 76	Lou Groza
LG 64	Abe Gibron
C 52	Frank Gatski
RG 60	Harold Bradley
RT 74	Mike McCormack
RE 86	Dante Lavelli
WR 26	Ray Renfro
QB 14	Otto Graham
RB 32	F. Morrison, 40 D. Jones
RB 36	Ed Modzelewski
30	Maurice Bassett

DEFENSE

LDE 82	Carlton Massey
LDT 72	John Kissell
MG 79	Bob Gain
RDT 70	Don Colo
RDE 80	Len Ford
LLB 65	Chuck Noll
RLB 34	Walt Michaels
LCB 24	Warren Lahr
RCB 20	Don Paul
LS 22	Ken Konz
RS 42	Tommy James

RADIO ANNOUNCERS:

Bill McColgan, Jim Graner (WTAM 1100 AM)

TELEVISION ANNOUNCERS:

Ken Coleman (WJW-Channel 8)

DATE	RESULT	OPPONENT	ATT
09/25	L 17-27	Washington Redskins	30,041
10/02	W 38-3	at San Francisco 49ers	46,150
10/09	W 21-17	Philadelphia Eagles	43,974
10/16	W 24-14	at Washington Redskins	29,168
10/23	W 41-10	Green Bay Packers	51,482
10/30	W 26-20	at Chicago Cardinals	29,471
11/06	W 24-14	New York Giants	46,524
11/13	L 17-33	at Philadelphia Eagles	39,303
11/20	W 41-14	Pittsburgh Steelers	53,509
11/27	T 35-35	at New York Giants	45,699
12/04	W 30-7	at Pittsburgh Steelers	31,101
12/11	W 35-24	Chicago Cardinals	25,914
NFL CHAMPIONSHIP			
12/26	W 38-14	at Los Angeles Rams	87,695

TEAM STATISTICS	BROWNS	OPPONENT
Total First Downs	224	171
Rushing	111	65
Passing	98	83
Penalty	15	23
Total Net Yards	3,978	2,841
Avg. Per Game	331.5	236.8
Total Plays	768	674
Avg. Per Play	5.2	4.2
Net Yards Rushing	2,020	1,189
Avg. Per Game	168.3	99.1
Total Rushes	536	351
Net Yards Passing	1,950	1,652
Avg. Per Game	162.5	137.7
Sacked/Yards Lost	0/275	0/123
Gross Yards	2,225	1,775
Attempts/Completions	234/130	323/126
Completion Pct.	55.8%	39.0%
Had Intercepted	11	25
Punts/Avg.	58/41.2	71/39.2
Net Punting Avg.	58/38.0	71/34.4
Penalties/Yards Lost	64/603	58/560
Fumbles/Ball Lost	27/17	21/15
Touchdowns	45	29
Rushing	20	9
Passing	21	15
Returns	3	5

SCORE BY PERIODS	1ST	2ND	3RD	4TH	OT	TOT
Browns	72	96	91	90	0	349
Opponents	46	67	39	66	0	218

SCORING	RU	PA	ST	DF	PAT	2RU	2PA	FG	SAF	TP
Groza, Lou	0	0	0	0	44/45	0	0	11/22	0	77
Modzelewski, E.	6	2	0	0	0/0	0	0	0/0	0	48
Renfro, Ray	0	8	0	0	0/0	0	0	0/0	0	48
Brewster, D.	0	6	0	0	0/0	0	0	0/0	0	35

Graham, Otto	6	0	0	0	0/0	0	0	0/0	0	36
Lavelli, Dante	0	4	0	0	0/0	0	0	0/0	0	24
Bassett, M.	3	0	0	0	0/0	0	0	0/0	0	18
Morrison, Fred	3	0	0	0	0/0	0	0	0/0	0	18
Noll, Chuck	0	0	0	1	0/0	0	0	0/0	1	8
Jones, Dub	0	1	0	0	0/0	0	0	0/0	0	6
Smith, Robert	1	0	0	0	0/0	0	0	0/0	0	6
Konz, Ken	0	0	0	1	0/0	0	0	0/0	0	6
Paul, Don	0	0	1	0	0/0	0	0	0/0	0	6
Ratterman, G.	1	0	0	0	0/0	0	0	0/0	0	6
Michaels, W.	0	0	0	1	0/0	0	0	0/0	0	6
Browns	20	21	1	3	44/45	0	0	11/22	1	349
Opponents	9	15	5	0	23/29	0	0	7/15	0	218

RUSHING	NO	YDS	AVG	LG	TD
Modzelewski, Ed	185	619	3.3	25	6
Morrison, Fred	156	824	5.3	56	3
Graham, Otto	68	141	2.1	36	0
Bassett, Maurice	38	174	4.6	30	3
Smith, Robert	37	142	3.8	31	1
Renfro, Ray	29	90	3.1	14	0
Jones, Dub	10	44	4.4	13	0
Ratterman, George	6	8	1.3	10	1
Petitbon, John	3	10	3.3	7	0
Ford, Henry	2	1	0.5	1	0
James, Tommy	1	2	2.0	2	0
Gillom, Horace	1	-15	-15.0	-15	0
Browns	536	2,040	3.8	56	20
Opponents	351	1,189	3.4	38	9

RECEIVING	NO	YDS	AVG	LG	TD
Brewster, Darrel	34	622	18.3	41	6
Lavelli, Dante	31	492	15.9	49	4
Renfro, Ray	29	603	20.8	61	8
Modzelewski, Ed	13	113	8.7	28	2
Morrison, Fred	9	185	20.6	49	0
Bassett, Maurice	9	83	9.2	25	0
Jones, Dub	3	115	38.3	46	1
Smith, Robert	2	12	6.0	10	0
Browns	130	2,225	17.1	61	21
Opponents	126	1,775	14.1	71	15

INTERCEPTIONS	NO	YDS	AVG	LG	TD
Noll, Chuck	5	74	14.8	24	1
Lahr, Warren	5	52	10.4	24	0
Konz, Ken	5	32	6.4	15	1
Paul, Don	4	49	12.3	19	0
James, Tommy	2	20	10.0	16	0
Petitbon, John	2	11	5.5	7	0
Michaels, Walt	1	25	25.0	25	1
Massey, Carlton	1	24	24.0	24	0
Browns	25	287	11.5	25	3
Opponents	11	181	16.5	40	1

PUNTING	NO	YDS	AVG	IN20	TB	LG	BLK
Gillom, Horace	58	2,389	41.2	0	6	56	3
Browns	58	2,389	41.2	0	6	56	3
Opponents	71	2,811	39.2	0	2	63	1

PUNT RETURNS	NO	FC	YDS	AVG	LG	TD
Paul, Don	19	0	148	7.8	60	1
Konz, Ken	17	0	138	8.1	42	0
White, Bob	2	0	28	14.0	28	0
Ford, Henry	4	0	15	3.8	7	0
Smith, Robert	1	0	5	5.0	5	0
Renfro, Ray	1	0	3	3.0	3	0
Browns	44	0	337	7.7	60	1
Opponents	37	0	186	5.0	78	1

KICKOFF RETURNS	NO	YDS	AVG	LG	TD
Smith, Robert	13	320	24.6	47	0
White, Bob	10	258	25.8	44	0
Bassett, Maurice	7	151	21.6	31	0
Paul, Don	5	109	21.8	26	0
Konz, Ken	3	66	22.0	23	0
Michaels, Walt	3	45	15.0	27	0
Browns	41	949	23.1	47	0
Opponents	50	1,220	24.4	100	1

PASSING	ATT	CMP	YDS	PCT	AV/AT	TD	TD%	INT	INT%	LG	TKLD	RATNG
Graham, Otto	185	98	1,721*	53.0	9.30	15	8.1	8	4.3	61	0/241	94.0
Ratterman, George	47	32	504	68.1	10.72	6	12.8	3	6.4	35	0/34	116.5
Renfro, Ray	2	0	0	0.0	0.00	0	0.0	0	0.0	0	0/0	39.6
Browns	234	130	2,225	55.6	9.51	21	9.0	11	4.7	61	0/275	98.3
Opponents	323	126	1,775	39.0	5.50	15	4.6	25	7.7	71	0/123	40.7

* Led NFL

YEAR-BY-YEAR
Regular Season Results
1955



1956 [5-7]

COACH: Paul Brown

TOP DRAFT CHOICE: HB Preston Carpenter

1956 USUAL STARTING LINEUPS

OFFENSE		DEFENSE	
LE 88 Darrel Brewster	LDE 82 Carlton Massey	79 Bob Gain	
LT 76 Lou Groza	ROT 72 John Kissell	ROT 79 B. Gain, 70 D. Colo	
LG 64 Abe Gibrón	ROE 80 H. Bradley	LLB 65 Chuck Noll	
C 52 Frank Gatski	REB 24 Walt Michaels	MLB 34 Walt Michaels	
RG 62 H. Forester, 60 H. Bradley	RLB 35 Galen Fiss	LCB 24 Warren Lahr	
RT 74 Mike McCormack	RCB 20 Don Paul	LS 22 Ken Konz	
RE 86 Dante Lavelli	RS 44 John Pettibon		
WR 26 Ray Renfro			
QB 16 George Ratterman			
18 Vito Parilli			
RB 32 Fred Morrison			
40 Preston Carpenter			
RB 26 Ed Modzelewski			
30 Maurice Bassett			

RADIO ANNOUNCERS:

Bill McColgan, Jim Graner (WGAR 1220 AM)

TELEVISION ANNOUNCERS:

Ken Coleman, Otto Graham (WJW-Channel 8)

DATE	RESULT	OPPONENT	ATT
09/30	L 7-9	at Chicago Cardinals	20,966
10/06	W 14-10	at Pittsburgh Steelers	35,398
10/14	L 9-21	New York Giants	60,042
10/21	L 9-20	at Washington Redskins	23,332
10/28	L 16-24	Pittsburgh Steelers	50,358
11/04	W 24-7	at Green Bay Packers	28,590
11/11	L 7-21	Baltimore Colts	42,404
11/18	W 16-0	at Philadelphia Eagles	25,894
11/25	L 17-20	Washington Redskins	22,878
12/02	W 17-14	Philadelphia Eagles	20,645
12/09	W 24-7	at New York Giants	27,707
12/16	L 7-24	Chicago Cardinals	25,312

TEAM STATISTICS	BROWNS	OPPONENT
Total First Downs	173	188
Rushing	94	108
Passing	63	62
Penalty	16	18
Total Net Yards	3,310	3,135
Avg. Per Game	275.8	261.3
Total Plays	744	689
Avg. Per Play	4.4	4.6
Net Yards Rushing	1,817	2,032
Avg. Per Game	151.4	169.3
Total Rushes	466	463
Net Yards Passing	1,175	1,103
Avg. Per Game	97.9	91.9
Sacked/Yards Lost	0/183	0/112
Gross Yards	1,358	1,215
Attempts/Completions	202/105	226/107
Completion Pct.	52.0%	47.3%
Had Intercepted	18	18
Points/Avg.	50/41.9	53/40.7
Net Punting Yards	50/39.2	59/35.3
Penalties/Yards Lost	52/457	61/529
Fumbles/Ball Lost	18/12	11/8
Touchdowns	19	21
Rushing	8	13
Passing	8	7
Returns	3	1

SCORE BY PERIODS	1ST	2ND	3RD	4TH	OT	TOT
Browns	65	54	14	34	0	167
Opponents	24	69	30	54	0	177

SCORING	RU	PA	ST	DF	PAT	2RU	2PA	FG	SAF	TP
Groza, Lou	0	0	0	0	18/18	0	0	11/20	0	51
Renfro, Ray	0	4	0	0	0/0	0	0	0/0	0	24

PASSING	ATT	CMP	YDS	PCT	AV/AT	TD	TD%	INT	INT%	LG	TKLD	RATNG
O'Connell, Tom	96	42	551	43.8	5.74	4	4.2	8	8.3	62	0/41	41.6
Parilli, Vito	49	24	409	49.0	8.35	3	6.1	7	14.3	68t	0/63	58.5
Ratterman, George	57	39	398	68.4	6.98	1	1.8	3	5.3	46t	0/79	72.1
Browns	202	105	1,358	52.0	6.72	8	4.0	18	8.9	68t	0/183	49.5
Opponents	226	107	1,215	47.3	5.38	7	3.1	18	8.0	75t	0/112	41.1

Morrison, Fred	1	0	0	0/0	0	0	0/0	0	12
Modzelewski, Ed	2	0	0	0/0	0	0	0/0	0	12
Bassett, M.	1	1	0	0/0	0	0	0/0	0	6
O'Connell, Tom	2	0	0	0/0	0	0	0/0	0	12
Ratterman, George	1	0	0	0/0	0	0	0/0	0	6
Paul, Don	0	0	0	1/0/0	0	0	0/0	0	6
Konz, Ken	0	0	1	0/0	0	0	0/0	0	6
Kinard, Billy	1	0	0	0/0	0	0	0/0	0	6
Noll, Chuck	0	0	0	1/0/0	0	0	0/0	0	6
Lavelli, Dante	0	1	0	0/0	0	0	0/0	0	6
Brewster, Darrel	0	1	0	0/0	0	0	0/0	0	6
Wren, Junior	0	0	0	0/0	0	0	0/0	1	2
Team	0	0	0	0/1	0	0	0/0	0	0
Browns	8	8	1	2/18/19	0	0	11/20	1	167
Opponents	13	7	1	0/21/21	0	0	10/18	0	177

RUSHING	NO	YDS	AVG	LG	TD
Carpenter, Preston	188	756	4.0	30	2
Modzelewski, Ed	96	413	4.3	23	0
Morrison, Fred	83	340	4.1	41	1
Bassett, Maurice	41	129	3.1	12	1
O'Connell, Tom	24	40	1.7	11	2
Parilli, Vito	18	65	3.6	19	0
Ratterman, George	7	9	1.3	5	1
Renfro, Ray	4	24	6.0	10	0
Smith, Jim Ray	2	10	5.0	7	0
Quinlan, Volney	2	4	2.0	3	0
Kinard, Billy	1	27	27.0	27t	1
Browns	466	1,817	3.9	41	8
Opponents	463	2,032	4.4	70t	13

RECEIVING	NO	YDS	AVG	LG	TD
Brewster, Darrel	28	417	14.9	41	1
Lavelli, Dante	20	344	17.2	68t	1
Renfro, Ray	17	325	19.1	46t	4
Carpenter, Preston	16	124	7.8	34	0
Modzelewski, Ed	10	27	2.7	6	0
Morrison, Fred	6	29	4.8	10	1
Quinlan, Volney	4	63	15.8	31	0
Bassett, Maurice	4	29	7.3	31t	1
Browns	105	1,358	12.9	68t	8
Opponents	107	1,215	11.4	75t	7

INTERCEPTIONS	NO	YDS	AVG	LG	TD
Paul, Don	7	190	27.1	42	1
Konz, Ken	4	34	8.5	28	0
Lahr, Warren	3	33	11.0	18	0
Noll, Chuck	1	13	13.0	13	0
Fiss, Galen	1	4	4.0	4	0
Colo, Don	1	0	0.0	0	0
Wren, Junior	1	0	0.0	0	0
Browns	18	274	15.2	42	1
Opponents	18	279	15.5	38	0

PUNTING	NO	YDS	AVG	IN20	TB	LG	BLK
Morrison, Fred	38	1,561	41.1	0	7	70	0
Gillom, Horace	12	536	44.7	0	0	53	0
Browns	50	2,097	41.9	0	7	70	0
Opponents	59	2,400	40.7	0	4	57	0

PUNT RETURNS	NO	FC	YDS	AVG	LG	TD
Konz, Ken	13	0	187	14.4*	65t	1
Paul, Don	17	0	103	6.1	17	0
Carpenter, Preston	1	0	18	18.0	18	0
Quinlan, Volney	10	0	9	0.9	5	0
Browns	41	0	317	7.7	65t	1
Opponents	26	0	137	5.3	31	0

KICKOFF RETURNS	NO	YDS	AVG	LG	TD
Carpenter, Preston	15	381	25.4	42	0
Quinlan, Volney	9	219	24.3	50	0
Kinard, Billy	7	196	28.0	56	0
Morrison, Fred	1	17	17.0	17	0
Smith, Jim Ray	1	14	14.0	14	0
Weber, Charles	1	3	3.0	3	0
Browns	34	830	24.4	56	0
Opponents	33	819	24.8	57	0

* Led NFL

YEAR-BY-YEAR
Regular Season Results
1956



1957 [9-2-1]

COACH: Paul Brown

TOP DRAFT CHOICE: FB Jim Brown

1957 USUAL STARTING LINEUPS

OFFENSE		DEFENSE	
LE 88 Darrel Brewster	LDE 84 Bill Quinlan	LDE 84 Bill Quinlan	
LT 76 Lou Groza	LDL 79 Bob Gair	LDL 79 Bob Gair	
LG 62 H. Forester, 64 J. R. Smith	RDT 70 Don Colo	RDT 70 Don Colo	
C 56 Art Hunter	RDE 80 Len Ford	RDE 80 Len Ford	
RG 60 H. Bradley, 63 F. Robinson	LLB 65 Chuck Noll	LLB 65 Chuck Noll	
RT 74 Mike McCormack	MLB 50 Vinca Castello	MLB 50 Vinca Castello	
RE 40 Preston Carpenter	RLB 34 Walt Michaels	RLB 34 Walt Michaels	
WR 26 Ray Renfro	LCB 24 Warren Lahr	LCB 24 Warren Lahr	
QB 15 T. O'Connell, 16 M. Plum	RCB 20 Don Paul	RCB 20 Don Paul	
RB 48 M. Campbell, 30 L. Carpenter	LS 22 Ken Konz	LS 22 Ken Konz	
RB 32 Jim Brown	RS 42 Junior Wren	RS 42 Junior Wren	

RADIO ANNOUNCERS:

Bill McColgan, Jim Graner (WGAR 1220 AM)

TELEVISION ANNOUNCERS:

Ken Coleman, Jimmy Dudley (WJW-Channel 8)

DATE	RESULT	OPPONENT	ATT
09/29	W 6-3	New York Giants	58,095
10/05	W 23-12	at Pittsburgh Steelers	35,570
10/13	W 24-7	Philadelphia Eagles	53,493
10/20	L 7-17	at Philadelphia Eagles	22,443
10/27	W 17-7	at Chicago Cardinals	26,341
11/03	W 21-17	Washington Redskins	52,936
11/10	W 24-0	Pittsburgh Steelers	53,709
11/17	T 30-30	at Washington Redskins	27,722
11/24	W 45-31	Los Angeles Rams	65,407
12/01	W 31-0	Chicago Cardinals	40,525
12/08	L 7-20	at Detroit Lions	55,814
12/15	W 34-28	at New York Giants	54,294

NFL CHAMPIONSHIP

12/29	L 14-59	at Detroit Lions	55,263
-------	---------	------------------	--------

TEAM STATISTICS	BROWNS	OPPONENT
Total First Downs	180	164
Rushing	93	79
Passing	76	66
Penalty	11	19
Total Net Yards	3,670	2,802
Avg. Per Game	305.8	233.5
Total Plays	696	638
Avg. Per Play	5.3	4.4
Net Yards Rushing	1,958	1,502
Avg. Per Game	163.2	125.2
Total Bushes	501	396
Net Yards Passing	1,712	1,300
Avg. Per Game	142.7	108.3
Sacked/Yards Lost	0/161	0/211
Gross Yards	1,873	1,511
Attempts/Completions	195/108	242/105
Completion Pct.	55.4%	43.4%
Had Intercepted	14	19
Punts/Avg.	61/39.3	72/41.8
Net Punting Avg.	61/34.1	72/38.5
Penalties/Yards Lost	66/597	42/412
Fumbles/Ball Lost	19/10	20/12
Touchdowns	32	22
Rushing	19	11
Passing	12	8
Returns	1	3

SCORE BY PERIODS

	1ST	2ND	3RD	4TH	OT	TOT
Browns	54	60	76	79	0	269
Opponents	27	57	30	58	0	172

SCORING

	RU	PA	ST	DF	PAT	2RU	2PA	FG	SAF	TP
Groza, Lou	0	0	0	0	32/32	0	0	15/22	0	77*
Brown, Jim	9	1	0	0	0/0	0	0	0/0	0	60

PASSING	ATT	CMP	YDS	PCT	AV/AT	TD	TD%	INT	INT%	LG	TKLD	RATNG
O'Connell, Tom	110	63	1,229*	57.3	11.17	9	8.2	8	7.3	65t	0/56	93.3
Plum, Milt	76	41	590	53.9	7.76	2	2.6	5	6.6	58t	0/85	60.7
Hanulak, Chet	2	1	32	50.0	16.00	1	50.0	0	0.0	32t	0/0	135.4
Borton, John	6	3	22	50.0	3.67	0	0.0	1	16.7	8	0/20	19.4
Campbell, Milton	1	0	0	0.0	0.00	0	0.0	0	0.0	0	0/0	39.6
Browns	195	108	1,873	55.4	9.61	12	6.2	14	7.2	65t	0/161	78.9
Opponents	242	105	1,511	43.4	6.24	8	3.3	19	7.9	63	0/211	42.6

* Led NFL

^ Tied NFL Lead

Renfro, Ray	0	6	0	0	0/0	0	0	0/0	0	36		
Carpenter, L.	4	0	0	0	0/0	0	0	0/0	0	24		
Hanulak, Chet	3	0	0	0	0/0	0	0	0/0	0	18		
Carpenter, P.	1	2	0	0	0/0	0	0	0/0	0	18		
Browster, D.	0	2	0	0	0/0	0	0	0/0	0	12		
Campbell, M.	0	1	0	0	0/0	0	0	0/0	0	6		
Reynolds, Billy	1	0	0	0	0/0	0	0	0/0	0	6		
Paul, Don	0	0	0	1	0/0	0	0	0/0	0	6		
O'Connell, Tom	1	0	0	0	0/0	0	0	0/0	0	6		
Browns	19	12	0	1	32/32	0	0	0	0	15/22	0	269
Opponents	11	8	3	0	19/22	0	0	0	0	7/14	0	172

RUSHING	NO	YDS	AVG	LG	TD
Brown, Jim	202	942*	4.7	69t	9
Hanulak, Chet	125	375	3.0	64t	3
Carpenter, Lew	83	315	3.8	55	4
Reynolds, Billy	29	57	2.0	8	1
Plum, Milt	26	118	4.5	30	0
O'Connell, Tom	14	5	0.4	7	1
Modzelewski, Ed	10	21	2.1	5	0
Campbell, Milton	7	23	3.3	14	0
Carpenter, Preston	3	86	28.7	39	1
Renfro, Ray	2	22	11.0	16	0
McCormack, Mike	0	4	0.0	4	0
Browns	501	1,968	3.9	69t	19
Opponents	396	1,502	3.8	59	11

RECEIVING	NO	YDS	AVG	LG	TD
Brewster, Darrel	30	614	20.5	56	2
Carpenter, Preston	27	398	14.7	33	2
Renfro, Ray	21	589	28.0	65t	5
Brown, Jim	16	55	3.4	12	1
Carpenter, Lew	5	65	13.0	21	0
Clarke, Frank	4	77	19.3	43	0
Hanulak, Chet	3	38	12.7	19	0
Campbell, Milton	1	25	25.0	25t	1
Reynolds, Billy	1	12	12.0	12	0
Browns	108	1,873	17.3	65t	12
Opponents	105	1,511	14.4	63	8

INTERCEPTIONS	NO	YDS	AVG	LG	TD
Paul, Don	4	28	7.0	12	0
Konz, Ken	4	20	5.0	16	0
Freeman, Bob	3	46	15.3	25	0
Wren, Junior	2	73	36.5	43	0
Castello, Vinca	2	19	9.5	12	0
Lahr, Warren	2	12	6.0	10	0
Fiss, Galen	1	15	15.0	15	0
Michaels, Walt	1	10	10.0	6	0
Browns	19	223	11.7	43	0
Opponents	14	141	10.1	65t	1

PUNTING	NO	YDS	AVG	IN20	TB	LG	BLK
Konz, Ken	61	2,396	39.3	0	3	63	1
Browns	61	2,396	39.3	0	3	63	1
Opponents	72	3,006	41.8	0	1	63	0

PUNT RETURNS	NO	FC	YDS	AVG	LG	TD
Reynolds, Billy	24	0	114	4.8	23	0
Paul, Don	9	0	75	8.3	32	0
Hanulak, Chet	11	0	29	2.6	11	0
Konz, Ken	3	0	13	4.3	7	0
Robinson, Fred	1	0	0	0.0	0	0
Browns	48	0	231	4.8	32	0
Opponents	47	0	315	6.7	58t	1

KICKOFF RETURNS	NO	YDS	AVG	LG	TD
Campbell, Milton	11	263	23.9	36	0
Reynolds, Billy	7	152	21.7	29	0
Brown, Jim	6	136	22.7	29	0
Modzelewski, Ed	5	74	14.8	18	0
Clarke, Frank	2	22	11.0	13	0
Carpenter, Lew	1	24	24.0	24	0
Freeman, Bob	1	15	15.0	15	0
Browns	33	686	20.8	36	0
Opponents	42	917	21.8	50	0



1958 (9-3)

COACH: Paul Brown

TOP DRAFT CHOICE: DB Jim Shofner

1958 USUAL STARTING LINEUPS

OFFENSE

LE 88	D. Brewster, 82 F. Clarke
LT 76	Lou Groza
LG 64	Jim Ray Smith
C 56	Art Hunter
RG 65	Chuck Noll
RT 74	Mike McCormack
78	Willie McClung
RE 40	Preston Carpenter
WR 26	Ray Renfro
QB 16	Milt Plum
RB 49	Bobby Mitchell
30	Lew Carpenter
RB 32	Jim Brown

DEFENSE

LDE 86	Paul Wiggins
89	Willie Davis
LDT 79	Bob Gain
RDT 70	Don Colo
RDE 84	Bill Quinlan
89	Willie Davis
LLB 35	Galen Fiss
MLB 50	Vince Costello
RLB 34	Walt Michaels
LCB 24	Warren Lehr
18	Bob Freeman
RCB 20	Don Paul
LS 22	Ken Konz
RS 42	Junior Wren

RADIO ANNOUNCERS:

Bill McColgan, Jim Graner (WGAR 1220 AM)

TELEVISION ANNOUNCERS:

Ken Coleman, Jimmy Dudley (WJW-Channel 8)

DATE	RESULT	OPPONENT	ATT
09/28	W 30-27	at Los Angeles Rams	69,993
10/05	W 45-12	at Pittsburgh Steelers	31,130
10/12	W 35-28	Chicago Cardinals	65,403
10/19	W 27-10	Pittsburgh Steelers	66,852
10/26	W 38-24	at Chicago Cardinals	30,533
11/02	L 17-21	New York Giants	78,404
11/09	L 10-30	Detroit Lions	75,563
11/16	W 20-10	at Washington Redskins	32,372
11/23	W 28-14	Philadelphia Eagles	51,319
11/30	W 21-14	Washington Redskins	33,240
12/07	W 21-14	at Philadelphia Eagles	36,773
12/14	L 10-13	at New York Giants	63,192

PLAYOFF

12/21	L 0-10	at New York Giants	61,174
-------	--------	--------------------	--------

TEAM STATISTICS

	BROWNS	OPPONENT
Total First Downs	206	201
Rushing	127	82
Passing	71	104
Penalty	8	15
Total Net Yards	4,107	3,660
Avg. Per Game	342.3	305.0
Total Plays	681	681
Avg. Per Play	6.0	5.4
Net Yards Rushing	2,526	1,448
Avg. Per Game	210.5	120.7
Total Rushes	475	369
Net Yards Passing	1,581	2,212
Avg. Per Game	131.8	184.3
Sacked/Yards Lost	0/177	0/175
Gross Yards	1,758	2,387
Attempts/Completions	206/110	312/162
Completion Pct.	53.4%	51.9%
Had Intercepted	14	16
Punts/Avg.	51/41.2	55/42.7
Net Punting Avg.	51/39.3	55/36.9
Penalties/Yards Lost	59/554	37/347
Fumbles/Ball Lost	14/8	27/18
Touchdowns	40	26
Rushing	24	6
Passing	12	20
Returns	4	0

SCORE BY PERIODS

	1ST	2ND	3RD	4TH	OT	TOT
Browns	90	82	42	88	0	302
Opponents	41	89	48	39	0	217

PASSING	ATT	CMP	YDS	PCT	AV/AT	TD	TD%	INT	INT%	LG	TKLD	RATNG
Plum, Milt	189	102	1,619	54.0	8.57	11	5.8	11	5.8	74	0/145	77.9
Ninowski, Jim	17	8	139	47.1	8.18	1	5.9	3	17.6	34	0/32	55.4
Browns	206	110	1,758	53.4	8.53	12	5.8	14	6.8	74	0/177	73.2
Opponents	312	162	2,387	51.9	7.65	20	6.4	16	5.1	91t	0/175	77.2

* Led NFL

SCORING	RU	PA	ST	DF	PAT	2RU	ZPA	FG	SAF	TP
Brown, Jim	17	1	0	0	0/0	0	0	0/0	0	108*
Groza, Lou	0	0	0	0	36/38	0	0	8/19	0	60
Mitchell, Bobby	1	3	2	0	0/0	0	0	0/0	0	36
Renfro, Ray	0	6	0	0	0/0	0	0	0/0	0	36
Plum, Milt	4	0	0	0	2/2	0	0	0/0	0	26
Carpenter, Larry	2	0	0	0	0/0	0	0	0/0	0	12
Brewster, Darrel	0	1	0	0	0/0	0	0	0/0	0	6
Bolden, Leroy	0	1	0	0	0/0	0	0	0/0	0	6
Carpenter, Preston	0	1	0	0	0/0	0	0	0/0	0	6
Konz, Ken	0	0	1	0	0/0	0	0	0/0	0	6
Browns	24	12	3	1	38/40	0	0	8/19	0	302
Opponents	6	20	0	0	26/26	0	0	11/23	1	217

RUSHING	NO	YDS	AVG	LG	TD
Brown, Jim	257	1,527*	5.9	65t	17*
Mitchell, Bobby	80	500	6.3	63t	1
Carpenter, Lew	73	308	4.2	30	2
Plum, Milt	37	127	3.4	22	4
Bolden, Leroy	15	55	3.7	15	0
Renfro, Ray	3	17	5.7	12	0
Modzelewski, Ed	3	8	2.7	3	0
Carpenter, Preston	3	2	0.7	22	0
Freeman, Bob	2	1	0.5	9	0
Ninowski, Jim	2	1	0.5	7	0
Browns	475	2,546	5.4	65t	24
Opponents	369	1,448	3.9	40	6

RECEIVING	NO	YDS	AVG	LG	TD
Carpenter, Preston	29	474	16.3	74	1
Renfro, Ray	24	573	23.9	52	6
Brewster, Darrel	16	294	18.4	38	1
Brown, Jim	16	138	8.6	46	1
Mitchell, Bobby	16	131	8.2	25	3
Carpenter, Lew	5	47	9.4	18	0
Clarke, Frank	3	91	30.3	34	0
Modzelewski, Ed	1	10	10.0	10	0
Browns	110	1,758	16.0	74	12
Opponents	162	2,387	14.7	91t	20

INTERCEPTIONS	NO	YDS	AVG	LG	TD
Konz, Ken	4	123	30.8	46t	1
Paul, Don	4	80	20.0	36	0
Wren, Junior	3	36	12.0	29	0
Freeman, Bob	3	21	7.0	19	0
Lahr, Warren	1	25	25.0	25	0
Shofner, Jim	1	0	0.0	0	0
Browns	16	285	17.8	46t	1
Opponents	14	134	9.6	31	0

PUNTING	NO	YDS	AVG	IN20	TB	LG	BLK
Deschaine, Dick	50	2,063	41.3	0	1	63	0
Wren, Junior	1	38	38.0	0	0	38	0
Browns	51	2,101	41.2	0	1	63	0
Opponents	55	2,349	42.7	0	1	63	0

PUNT RETURNS	NO	FC	YDS	AVG	LG	TD
Mitchell, Bobby	14	0	165	11.8	68t	1
Konz, Ken	18	0	143	7.9	38	0
Shofner, Jim	4	0	10	2.5	10	0
Paul, Don	2	0	0	0.0	0	0
Wren, Junior	1	0	0	0.0	0	0
Browns	39	0	318	8.2	68t	1
Opponents	38	0	95	2.5	23	0

KICKOFF RETURNS	NO	YDS	AVG	LG	TD
Mitchell, Bobby	18	454	25.2	98t	1
Bolden, Leroy	14	362	25.9	102t	1
Brown, Jim	3	74	24.7	35	0
Carpenter, Lew	1	18	18.0	18	0
McClung, Willie	1	0	0.0	0	0
Paul, Don	1	0	0.0	0	0
Browns	38	908	23.9	102t	2
Opponents	48	1,045	21.8	50	0

YEAR-BY-YEAR
Regular Season Results
1958



1959 (7-5)

COACH: Paul Brown

TOP DRAFT CHOICE: DE Rich Kreitling

1959 USUAL STARTING LINEUPS

OFFENSE		DEFENSE	
LE 40 Preston Carpenter	LDE 79 Bob Gain	LDE 79 Willie McClung	ROD 72 Sid Youngelman
LT 76 L Groza, 77 W. Davis	RDE 80 Paul Wiggins	LLB 35 Galen Fiss	MLB 50 Vince Costello
LG 64 Jim Ray Smith	LLB 35 Galen Fiss	RLB 34 Walt Michaels	LCB 30 Bernie Parrish
C 56 Art Hunter	MLB 50 Vince Costello	RCB 44 Jim Shofner	RS 42 Junior Wren
RG 66 Gene Hickerson	LCB 30 Bernie Parrish		
RT 74 Mike McCormack	RCB 44 Jim Shofner		
70 Francis O'Brien			
RE 86 Bill Howton			
WR 26 Ray Renfro			
QB 16 Milt Plum			
RB 49 Bobby Mitchell			
RB 32 Jim Brown			

RADIO ANNOUNCERS:

Bill McColgan, Jim Graner (WGAR 1220 AM)

TELEVISION ANNOUNCERS:

Ken Coleman, Jimmy Dudley (WJW-Channel 8)

DATE	RESULT	OPPONENT	ATT
08/26	L 7-17	at Pittsburgh Steelers	33,844
10/04	W 34-7	at Chicago Cardinals	19,935
10/11	L 6-10	New York Giants	65,534
10/18	W 17-7	Chicago Cardinals	46,422
10/25	W 34-7	Washington Redskins	42,732
11/01	W 38-31	at Baltimore Colts	57,557
11/08	W 28-7	Philadelphia Eagles	58,275
11/15	W 31-17	at Washington Redskins	32,266
11/22	L 20-21	Pittsburgh Steelers	68,563
11/29	L 20-21	San Francisco 49ers	56,854
12/06	L 7-48	at New York Giants	68,436
12/13	W 28-21	at Philadelphia Eagles	45,952

TEAM STATISTICS	BROWNS	OPPONENT
Total First Downs	234	205
Rushing	118	75
Passing	109	115
Penalty	7	15
Total Net Yards	4,015	3,764
Avg. Per Game	334.6	313.7
Total Plays	733	679
Avg. Per Play	5.5	5.5
Net Yards Rushing	2,149	1,422
Avg. Per Game	179.1	118.5
Total Rushes	457	360
Net Yards Passing	1,866	2,342
Avg. Per Game	155.5	195.2
Sacked/Yards Lost	0/167	0/115
Gross Yards	2,033	2,457
Attempts/Completions	276/159	319/168
Completion Pct.	57.6%	52.7%
Had Intercepted	9	18
Points/Avg.	50/37.1	50/42.4
Net Punting Avg.	50/36.3	50/38.2
Penalties/Yards Lost	36/329	32/285
Fumbles/Ball Lost	8/5	20/12
Touchdowns	37	28
Rushing	20	9
Passing	14	17
Returns	3	2

SCORE BY PERIODS	1ST	2ND	3RD	4TH	OT	TOT
Browns	65	72	44	89	0	270
Opponents	17	94	65	38	0	214

PASSING	ATT	CMP	YDS	PCT	AV/AT	TD	TD%	INT	INT%	LG	TKLD	RATNG
Plum, Milt	266	156	1,992	58.6	7.49	14	5.3	8	3.0	76t	0/157	87.2
Ninowski, Jim	10	3	41	30.0	4.10	0	0.0	1	10.0	20	0/10	4.6
Browns	276	159	2,033	57.6	7.37	14	5.1	9	3.3	76t	0/167	84.1
Opponents	319	168	2,457	52.7	7.70	17	5.3	18	5.6	71	0/115	72.3

SCORING	RU	PA	ST	DF	PAT	ZRU	ZPA	FG	SAF	TP
Brown, Jim	14	0	0	0	0/0	0	0	0/0	0	84
Mitchell, B.	5	4	1	0	0/0	0	0	0/0	0	60
Groza, Lou	0	0	0	0	33/37	0	0	5/16	0	48
Renfro, Ray	0	6	0	0	0/0	0	0	0/0	0	36
Carpenter, P.	0	2	0	0	0/0	0	0	0/0	0	12
Howton, Billy	0	1	0	0	0/0	0	0	0/0	0	6
Wren, Junior	0	0	0	1	0/0	0	0	0/0	0	6
Modzelewski, E.	0	1	0	0	0/0	0	0	0/0	0	6
Parrish, Bernie	0	0	0	1	0/0	0	0	0/0	0	6
Plum, Milt	1	0	0	0	0/0	0	0	0/0	0	6
Browns	20	14	1	2	33/37	0	0	5/16	0	270
Opponents	9	17	2	0	28/28	0	0	6/13	0	214

RUSHING	NO	YDS	AVG	LG	TD
Brown, Jim	290	1,329*	4.6	70t	14*
Mitchell, Bobby	131	743	5.7	90t	5
Plum, Milt	21	20	1.0	17	1
Modzelewski, Ed	6	18	3.0	5	0
Bolden, Leroy	4	11	2.8	9	0
Ptacek, Bob	3	13	4.3	6	0
Ninowski, Jim	1	11	11.0	11	0
Carpenter, Preston	1	4	4.0	4	0
Browns	457	2,149	4.7	90t	20
Opponents	360	1,422	4.0	65	7

RECEIVING	NO	YDS	AVG	LG	TD
Howton, Billy	39	510	13.1	36t	1
Mitchell, Bobby	35	351	10.0	76t	4
Renfro, Ray	30	528	17.6	70t	6
Carpenter, Preston	24	372	15.5	43t	2
Brown, Jim	24	190	7.9	25	0
Clarke, Frank	3	44	14.7	20	0
Modzelewski, Ed	3	18	6.0	13	1
Plum, Milt	1	20	20.0	20	0
Browns	159	2,033	12.8	76t	14
Opponents	168	2,457	14.6	71	17

INTERCEPTIONS	NO	YDS	AVG	LG	TD
Parrish, Bernie	5	83	16.6	37t	1
Wren, Junior	5	39	7.8	22	0
Shofner, Jim	2	50	25.0	30	0
Noll, Chuck	2	5	2.5	5	0
Konz, Ken	1	35	35.0	21	0
Fiss, Galen	1	9	9.0	9	0
Michaels, Walt	1	7	7.0	7	0
Lahr, Warren	1	0	0.0	0	0
Costello, Vince	0	14	0.0	14	0
Browns	18	242	13.4	37t	1
Opponents	9	139	15.4	32	1

PUNTING	NO	YDS	AVG	IN20	TB	LG	BLK
Wren, Junior	27	996	36.9	0	1	55	0
Shofner, Jim	23	860	37.4	0	1	48	0
Browns	50	1,856	37.1	0	2	55	0
Opponents	50	2,121	42.4	0	5	62	0

PUNT RETURNS	NO	FC	YDS	AVG	LG	TD
Mitchell, Bobby	17	0	177	10.4	78t	1
Konz, Ken	9	0	34	3.8	11	0
Browns	26	0	211	8.1	78t	1
Opponents	32	0	39	1.2	11	0

KICKOFF RETURNS	NO	YDS	AVG	LG	TD
Mitchell, Bobby	11	236	21.5	31	0
Bolden, Leroy	9	170	18.9	38	0
Brown, Jim	4	88	22.0	29	0
Modzelewski, Ed	4	37	9.3	19	0
Noll, Chuck	1	20	20.0	20	0
Browns	29	551	19.0	38	0
Opponents	38	734	19.3	46	0

* Led NFL



1960 (8-3-1)

COACH: Paul Brown
TOP DRAFT CHOICE: E Jim Houston

1960 USUAL STARTING LINEUPS

OFFENSE		DEFENSE	
LE 88 Rich Kreitling	LE 84 Paul Wiggins	LE 82 Jim Houston	
87 Fred Murphy		RT 79 Bob Gain	
LT 77 Dick Schafrauth	LT 72 Floyd Peters	RE 80 Jim Marshall	
LG 64 Jim Ray Smith	RE 84 Paul Wiggins	LLB 35 Galen Fiss	
C 56 John Morrow	LLB 50 Vince Costello	MLB 50 Walt Michaels	
RG 66 Gene Hickerson	RLB 34 Bernie Parrish	RCB 40 Jim Shofner	
RT 74 Mike McCormack	LS 46 Don Fleming	RS 22 Richard Mostardi	
RE 86 Gern Nagler	RS 22 Richard Mostardi	24 Bobby Franklin	
88 Rich Kreitling			
WR 26 R. Renfro, 81 L. Clarke			
QB 16 Milt Plum			
RB 49 Bobby Mitchell			
RB 32 Jim Brown			

RADIO ANNOUNCERS:
 Bill McCoolgan, Jim Graner (WGAR 1220 AM)

TELEVISION ANNOUNCERS:
 Ken Coleman, Jimmy Dudley (WJW-Channel 8)

DATE	RESULT	OPPONENT	ATT
09/26	W 41-24	at Philadelphia Eagles	56,303
10/02	W 28-20	Pittsburgh Steelers	67,692
10/16	W 48-7	at Dallas Cowboys	28,500
10/23	L 29-31	Philadelphia Eagles	64,850
10/30	W 31-10	at Washington Redskins	32,086
11/06	L 13-17	New York Giants	82,872
11/13	W 28-27	St. Louis Cardinals	49,192
11/20	L 10-14	at Pittsburgh Steelers	35,215
11/27	T 17-17	at St. Louis Cardinals	26,146
12/04	W 27-16	Washington Redskins	35,211
12/11	W 42-0	Chicago Bears	38,155
12/15	W 48-34	at New York Giants	56,517

PLAYOFF BOWL

01/07	L 16-17	Detroit Lions (at Miami)	34,981
-------	---------	--------------------------	--------

TEAM STATISTICS	BROWNS	OPPONENT
Total First Downs	219	208
Rushing	107	92
Passing	96	102
Penalty	16	14
Total Net Yards	3,974	3,806
Avg. Per Game	331.2	317.2
Total Plays	647	724
Avg. Per Play	6.1	5.3
Net Yards Rushing	1,930	1,643
Avg. Per Game	160.8	136.9
Total Rushes	383	405
Net Yards Passing	2,044	2,163
Avg. Per Game	170.3	180.3
Sacked/Yards Lost	0/299	0/207
Gross Yards	2,343	2,370
Attempts/Completions	264/160	319/163
Completion Pct.	60.6%	51.1%
Had Intercepted	5	31
Punts/Avg.	55/42.0	46/40.5
Net Punting Avg.	55/38.7	46/40.5
Penalties/Yards Lost	49/534	48/526
Fumbles/Ball Lost	20/12	27/14
Touchdowns	47	26
Rushing	18	10
Passing	22	15
Returns	7	1

SCORE BY PERIODS	1ST	2ND	3RD	4TH	OT	TOT
Browns	59	150	58	95	0	362
Opponents	41	60	48	68	0	217

SCORING	RU	PA	ST	DF	PAT	2RU	2PA	FG	SAF	TP
Baker, Sam	0	0	0	0	44/46	0	0	12/20	0	80
Mitchell, B.	5	6	1	0	0/0	0	0	0/0	0	72
Brown, Jim	9	2	0	0	0/0	0	0	0/0	0	66

PASSING	ATT	CMP	YDS	PCT	AV/AT	TD	TD%	INT	INT%	LG	TKLD	RATNG
Plum, Milt	250	151	2,297*	60.4	9.19	21	8.4	5	2.0	86t	0/275	110.4
Dawson, Len	13	8	23	61.5	1.77	0	0.0	0	0.0	23	0/24	65.9
Mitchell, Bobby	1	1	23	100.0	23.00	1	100.0	0	0.0	23t	0/0	158.3
Browns	264	160	2,343	60.6	8.88	22	8.3	5	1.9	86t	0/299	109.5
Opponents	319	163	2,370	51.1	7.43	15	4.7	31	9.7	70t	0/207	51.7

Renfro, Ray	0	4	0	0	0/0	0	0	0/0	0	24
Clarke, Leon	0	4	0	0	0/0	0	0	0/0	0	24
Kreitling, Rich	0	3	0	0	0/0	0	0	0/0	0	18
Nagler, Gern	0	3	0	0	0/0	0	0	0/0	0	18
Franklin, Bobby	0	6	0	2	0/0	0	0	0/0	0	12
Plum, Milt	2	0	0	0	0/0	0	0	0/0	0	12
Parrish, Bernie	0	0	0	1	0/0	0	0	0/0	0	6
Caleb, Jamie	1	0	0	0	0/0	0	0	0/0	0	6
Stephens, Larry	0	0	0	1	0/0	0	0	0/0	0	6
Gain, Bob	0	0	0	1	0/0	0	0	0/0	0	6
Wiggins, Paul	0	0	0	1	0/0	0	0	0/0	0	6
Gault, Prentice	1	0	0	0	0/0	0	0	0/0	0	6
Team	0	0	0	0	0/1	0	0	0/0	0	0
Browns	18	22	1	6	44/47	0	0	12/20	0	362
Opponents	10	15	1	0	25/26	0	0	12/21	0	217

RUSHING	NO	YDS	AVG	LG	TD
Brown, Jim	215	1,257*	5.8	71t	9
Mitchell, Bobby	111	506	4.6	50	5
Gault, Prentice	28	159	5.7	23	1
Plum, Milt	17	-24	-1.4	7	2
Caleb, Jamie	8	60	7.5	30	1
Kreitling, Rich	2	-17	-8.5	-2	0
Dawson, Len	1	0	0.0	0	0
Baker, Sam	1	-11	-11.0	-11	0
Browns	383	1,930	5.0	71t	18
Opponents	405	1,643	4.1	57t	15

RECEIVING	NO	YDS	AVG	LG	TD
Mitchell, Bobby	45	612	13.6	69t	6
Nagler, Gern	36	616	17.1	53t	3
Renfro, Ray	24	378	15.8	66t	4
Brown, Jim	19	204	10.7	37t	2
Kreitling, Rich	16	316	19.8	69t	3
Clarke, Leon	11	184	16.7	86t	4
Caleb, Jamie	5	-18	-3.6	2	0
Murphy, Fred	2	36	18.0	23	0
Gault, Prentice	1	10	10.0	10	0
Williams, A.D.	1	5	5.0	5	0
Browns	160	2,343	14.6	86t	22
Opponents	163	2,370	14.5	70t	15

INTERCEPTIONS	NO	YDS	AVG	LG	TD
Franklin, Bobby	8	131	16.4	37t	2
Shofner, Jim	8	75	9.4	23	0
Parrish, Bernie	6	238	39.7	92t	1
Fleming, Dan	5	85	17.0	30	0
Stephens, Larry	1	34	34.0	34t	1
Gain, Bob	1	22	22.0	22t	1
Wiggins, Paul	1	20	20.0	20t	1
Fiss, Galen	1	19	19.0	10	0
Browns	31	624	20.1	92t	6
Opponents	5	58	11.6	30	1

PUNTING	NO	YDS	AVG	IN20	TB	LG	BLK
Baker, Sam	55	2,309	42.0	0	2	64	0
Browns	55	2,309	42.0	0	2	64	0
Opponents	46	2,072	45.0	0	8	75	0

PUNT RETURNS	NO	FC	YDS	AVG	LG	TD
Shofner, Jim	11	0	105	9.5	36	0
Mitchell, Bobby	9	0	101	11.2	34	0
Franklin, Bobby	1	0	2	2.0	2	0
Browns	21	0	208	9.9	36	0
Opponents	24	0	178	7.4	46	0

KICKOFF RETURNS	NO	YDS	AVG	LG	TD
Mitchell, Bobby	17	432	25.4	90t	1
Brown, Jim	14	300	21.4	33	0
Caleb, Jamie	5	90	18.0	21	0
Gault, Prentice	3	47	15.7	19	0
Parrish, Bernie	2	0	0.0	0	0
Franklin, Bobby	1	23	23.0	23	0
Fleming, Dan	1	8	8.0	8	0
Stephens, Larry	1	0	0.0	0	0
Fichtner, Ross	1	0	0.0	0	0
Browns	45	900	20.0	90t	1
Opponents	62	1,177	19.0	55	0

YEAR-BY-YEAR
 Regular Season Results
 1960

* Led NFL



1961 (8-5-1)

COACH: Paul Brown

TOP DRAFT CHOICE: E Robert Crespino

1961 USUAL STARTING LINEUPS

OFFENSE		DEFENSE	
LE 88 Rich Kreitling	LDE 82 Jim Houston	LDL 79 Bob Gain	
42 Bob Crespino	LDL 79 Bob Gain	RDT 72 Floyd Peters	
LT 77 Dick Schaftrath	RDT 72 Floyd Peters	68 Larry Stephens	
LG 64 Jim Ray Smith	RDE 84 Paul Wiggins	LLB 50 V. Costello, 35 G. Fiss	
C 56 John Morrow	LLB 50 V. Costello, 35 G. Fiss	MLB 52 Dave Lloyd	
RG 60 John Wooten	MLB 52 Dave Lloyd	RLB 34 Walt Michaels	
RT 74 Mike McCormack	RLB 34 Walt Michaels	LCB 30 Bernie Parrish	
RE 86 Gern Nagler	LCB 30 Bernie Parrish	RCB 44 Jim Shofner	
WR 26 Ray Renfro	RCB 44 Jim Shofner	LS 46 Don Fleming	
QB 16 Milt Plum	LS 46 Don Fleming	RS 24 Bobby Franklin	
RB 49 Bobby Mitchell	RS 24 Bobby Franklin		
22 Tom Watkins			
RB 32 Jim Brown			

RADIO ANNOUNCERS:

Gib Shanley, Les Clark (WGAR 1220 AM)

TELEVISION ANNOUNCERS:

Ken Coleman, Cliff Lewis (WJW-Channel 8)

DATE	RESULT	OPPONENT	ATT
09/17	L 20-27	at Philadelphia Eagles	60,671
09/24	W 20-17	St. Louis Cardinals	50,443
10/01	W 25-7	Dallas Cowboys	43,638
10/08	W 31-7	Washington Redskins	46,186
10/15	L 17-49	Green Bay Packers	75,042
10/22	W 30-28	at Pittsburgh Steelers	29,266
10/29	W 21-10	at St. Louis Cardinals	26,896
11/05	L 13-17	Pittsburgh Steelers	62,723
11/12	W 17-6	at Washington Redskins	28,975
11/19	W 45-24	Philadelphia Eagles	68,399
11/26	L 21-37	New York Giants	80,455
12/03	W 38-17	at Dallas Cowboys	23,500
12/10	L 14-17	at Chicago Bears	38,717
12/17	T 7-7	at New York Giants	61,084

TEAM STATISTICS	BROWNS	OPPONENT
Total First Downs	246	243
Rushing	116	87
Passing	120	146
Penalty	10	10
Total Net Yards	4,537	4,131
Avg. Per Game	324.1	295.1
Total Plays	796	769
Avg. Per Play	5.7	5.4
Net Yards Rushing	2,163	1,605
Avg. Per Game	154.5	114.6
Total Rushes	476	411
Net Yards Passing	2,374	2,526
Avg. Per Game	169.6	180.4
Sacked/Yards Lost	0/164	0/305
Gross Yards	2,538	2,831
Attempts/Completions	320/185	358/200
Completion Pct.	57.8%	55.9%
Had Intercepted	13	20
Punts/Avg.	53/43.3	54/42.9
Net Punting Avg.	53/39.3	54/37.6
Penalties/Yards Lost	47/455	38/367
Fumbles/Ball Lost	28/20	23/18
Touchdowns	39	34
Rushing	15	16
Passing	20	16
Returns	4	2

SCORE BY PERIODS	1ST	2ND	3RD	4TH	OT	TOT
Browns	91	78	43	107	0	319
Opponents	41	62	57	110	0	270

SCORING	RU	PA	ST	DF	PAT	2RU	2PA	FG	SAF	TP
Groza, Lou	0	0	0	0	37/38	0	0	16/23	0	85

PASSING	ATT	CMP	YDS	PCT	AV/AT	TD	TD%	INT	INT%	LG	TKLD	RATNG
Plum, Milt	302	177	2,416*	58.6	8.00	18	6.0	10	3.3	77t	0/145	90.3
Dawson, Len	15	7	85	46.7	5.67	1	6.7	3	20.0	17t	0/19	47.2
Brown, Jim	3	1	37	33.3	12.33	1	33.3	0	0.0	37t	0/0	120.8
Browns	320	185	2,538	57.8	7.93	20	6.3	13	4.1	77t	0/164	87.2
Opponents	358	200	2,831	55.9	7.91	16	4.5	20	5.6	88t	0/305	73.2

Mitchell, B.	5	3	2	0	0/0	0	0	0	0/0	0	0	80
Brown, Jim	8	2	0	0	0/0	0	0	0	0/0	0	0	60
Renfro, Ray	0	6	0	0	0/0	0	0	0	0/0	0	0	36
Kreitling, Rich	0	3	0	0	0/0	0	0	0	0/0	0	0	18
Clarke, Leon	0	2	0	0	0/0	0	0	0	0/0	0	0	12
Watkins, Tom	0	1	0	0	0/0	0	0	0	0/0	0	0	6
Franklin, B.	1	0	0	0	0/0	0	0	0	0/0	0	0	6
Parrish, Bernie	0	0	0	1	0/0	0	0	0	0/0	0	0	6
Plum, Milt	1	0	0	0	0/0	0	0	0	0/0	0	0	6
Costello, Vince	0	0	0	1	0/0	0	0	0	0/0	0	0	6
Ferguson, C.	0	1	0	0	0/0	0	0	0	0/0	0	0	6
Nagler, Gern	0	1	0	0	0/0	0	0	0	0/0	0	0	6
Crespino, Bob	0	1	0	0	0/0	0	0	0	0/0	0	0	6
Team, Stat	0	0	0	0	0/1	0	0	0	0/0	0	0	0
Browns	15	20	2	2	37/39	0	0	0	16/23	0	119	319
Opponents	16	16	2	0	33/34	0	0	0	11/29	0	119	270

RUSHING	NO	YDS	AVG	LG	TD
Brown, Jim	305	1,408*	4.6	38	8
Mitchell, Bobby	101	548	5.4	56t	5
Watkins, Tom	43	209	4.9	21	0
Plum, Milt	24	-17	-0.7	14	1
Franklin, Bobby	1	12	12.0	12t	1
Powell, Preston	1	5	5.0	5	0
Dawson, Len	1	-10	-10.0	-10	0
Kreitling, Rich	0	4	0.0	4	0
McCormack, Mike	0	4	0.0	4	0
Browns	476	2,163	4.5	56t	15
Opponents	411	1,605	3.9	47	16

RECEIVING	NO	YDS	AVG	LG	TD
Renfro, Ray	48	834	17.4	57	6
Brown, Jim	46	459	10.0	77t	2
Mitchell, Bobby	32	368	11.5	52t	3
Kreitling, Rich	21	229	10.9	19	3
Nagler, Gern	19	241	12.7	21t	1
Clarke, Leon	11	211	19.2	41t	2
Watkins, Tom	4	66	16.5	35	1
Ferguson, Charles	2	68	34.0	60t	1
Crespino, Bob	2	62	31.0	49	1
Browns	185	2,538	13.7	77t	20
Opponents	200	2,831	14.2	88t	16

INTERCEPTIONS	NO	YDS	AVG	LG	TD
Parrish, Bernie	7	40	5.7	15	0
Shofner, Jim	5	8	1.6	5	0
Fleming, Don	3	62	20.7	41	0
Franklin, Bobby	2	20	10.0	20	0
Michaels, Walt	2	17	8.5	15	0
Fiss, Glen	1	13	13.0	13	0
Browns	20	160	8.0	41	0
Opponents	13	302	23.2	50	1

PUNTING	NO	YDS	AVG	IN20	TB	LG	BLK
Baker, Sam	53	2,296	43.3	0	5	62	0
Browns	53	2,296	43.3	0	5	62	0
Opponents	54	2,314	42.9	0	5	68	0

PUNT RETURNS	NO	FC	YDS	AVG	LG	TD
Mitchell, Bobby	14	2	164	11.7	64t	1
Shofner, Jim	14	6	119	8.5	21	0
Browns	28	8	283	10.1	64t	1
Opponents	27	9	213	7.9	47	0

KICKOFF RETURNS	NO	YDS	AVG	LG	TD
Mitchell, Bobby	16	428	26.8	91t	1
Powell, Preston	16	321	20.1	36	0
Rushing	9	226	25.1	47	0
Baker, Sam	3	57	19.0	25	0
Brown, Jim	2	50	25.0	26	0
Stephens, Larry	1	15	15.0	15	0
Fichtner, Ross	1	11	11.0	11	0
Linden, Errol	1	5	5.0	5	0
Brewer, Johnny	1	2	2.0	2	0
Browns	50	1,115	22.3	91t	1
Opponents	56	1,465	26.2	105t	1

* Led NFL



1982 (7-8-1)

COACH: Paul Brown

TOP DRAFT CHOICE: E Gary Collins

1982 USUAL STARTING LINEUPS

OFFENSE		DEFENSE	
WR 88 Rich Kreitling	LDE 84 Paul Wiggin		
LT 77 Dick Schafrath	LDT 79 Bob Gain		
LG 64 Jim Ray Smith	RDT 72 Floyd Peters		
C 56 John Morrow	RDE 80 Bill Glass		
RG 60 John Wooten	LLB 35 Galen Fiss		
66 Gene Hickerson	MLB 50 Vince Costello		
RT 74 Mike McCormack	RLB 52 Mike Lucci		
TE 83 J. Brewer, 81 L. Clarke	LCB 30 Bernie Parrish		
WR 26 Ray Renfro	RCB 44 Jim Shofner		
QB 13 F. Ryan, 15 J. Ninowski	LS 20 Ross Fichtner		
RB 49 T. Wilson, 36 C. Scales	RS 24 Bobby Franklin		
RB 32 Jim Brown	46 Don Fleming		

RADIO ANNOUNCERS:

Gib Shanley, Ray Tannehill (WERE 1300 AM)

TELEVISION ANNOUNCERS:

Ken Coleman, Cliff Lewis (WJW-Channel 8)

DATE	RESULT	OPPONENT	ATT
09/16	W 17-7	New York Giants	81,115
09/23	L 16-17	Washington Redskins	57,491
09/30	L 7-35	at Philadelphia Eagles	60,671
10/07	W 19-10	Dallas Cowboys	44,040
10/14	L 14-36	Baltimore Colts	80,132
10/21	W 34-7	at St. Louis Cardinals	23,256
10/28	W 41-14	at Pittsburgh Steelers	35,417
11/04	T 14-14	Philadelphia Eagles	63,848
11/11	L 9-17	at Washington Redskins	48,169
11/18	W 38-14	St. Louis Cardinals	41,815
11/25	W 35-14	Pittsburgh Steelers	53,601
12/02	L 21-45	at Dallas Cowboys	24,226
12/09	L 13-17	at New York Giants	62,794
12/15	W 13-10	at San Francisco 49ers	35,274

TEAM STATISTICS	BROWNS	OPPONENT
Total First Downs	252	263
Rushing	105	122
Passing	133	125
Penalty	14	16
Total Net Yards	4,306	3,924
Avg. Per Game	307.6	280.3
Total Plays	784	807
Avg. Per Play	5.5	4.9
Net Yards Rushing	1,772	1,940
Avg. Per Game	126.6	138.6
Total Rushes	414	466
Net Yards Passing	2,534	1,984
Avg. Per Game	181.0	141.7
Sacked/Yards Lost	0/213	0/293
Gross Yards	2,747	2,277
Attempts/Completions	370/200	341/189
Completion Pct.	54.1%	55.4%
Had Intercepted	16	24
Punts/Avg.	45/42.8	56/40.6
Net Punting Avg.	45/40.1	56/38.6
Penalties/Yards Lost	56/600	53/547
Fumbles/Ball Lost	24/17	23/13
Touchdowns:		
Rushing	36	34
Passing	17	17
Returns	1	15
		2

SCORE BY PERIODS	1ST	2ND	3RD	4TH	OT	TOT
Browns	50	79	80	102	0	291
Opponents	44	54	80	79	0	257

SCORING	RU	PA	ST	DF	PAT	2RU	2PA	FG	SAF	TP
Brown, Jim	13	5	0	0	0/0	0	0	0/0	0	108
Groza, Lou	0	0	0	0	33/35	0	0	14/31	0	75
Renfro, Ray	0	4	0	0	0/0	0	0	0/0	0	24
Kreitling, Rich	0	3	0	0	0/0	0	0	0/0	0	18
Scales, C.	3	0	0	0	0/0	0	0	0/0	0	18
Collins, Gary	0	2	0	0	0/0	0	0	0/0	0	12
Brewer, Johnny	0	2	0	0	0/0	0	0	0/0	0	12
Costello, Vince	0	0	0	1	0/0	0	0	0/0	0	6
Wilson, Tom	1	0	0	0	0/0	0	0	0/0	0	6
Green, Ernie	0	1	0	0	0/0	0	0	0/0	0	6
Ryan, Frank	1	0	0	0	0/0	0	0	0/0	0	6
Team, Stat	0	0	0	0	0/1	0	0	0/0	0	0
Browns	18	17	0	1	33/36	0	0	14/31	0	291
Opponents	17	15	2	0	32/34	0	0	7/14	0	257

RUSHING	NO	YDS	AVG	LG	TD
Brown, Jim	230	996	4.3	31	13
Scales, Charley	56	239	4.3	27	3
Wilson, Tom	46	141	3.1	17	1
Ryan, Frank	42	242	5.8	39	1
Green, Ernie	31	139	4.5	45	0
Ninowski, Jim	9	15	1.7	7	0
Browns	414	1,772	4.3	45	18
Opponents	466	1,940	4.2	27	17

RECEIVING	NO	YDS	AVG	LG	TD
Brown, Jim	47	517	11.0	53t	5
Kreitling, Rich	44	659	15.0	53	3
Renfro, Ray	31	638	20.6	65t	4
Brewer, Johnny	22	290	13.2	37	2
Green, Ernie	17	194	11.4	65	1
Collins, Gary	11	153	13.9	29	2
Clarke, Leon	10	106	10.6	22	0
Wilson, Tom	8	110	13.8	42	0
Scales, Charley	8	67	8.4	22	0
Crespino, Bob	2	13	6.5	9	0
Browns	200	2,747	13.7	65t	17
Opponents	189	2,277	12.0	50t	15

INTERCEPTIONS	NO	YDS	AVG	LG	TD
Fichtner, Ross	7	76	10.9	31	0
Shofner, Jim	4	86	21.5	35	0
Fiss, Galen	4	81	20.3	40	0
Costello, Vince	3	40	13.3	22	0
Parrish, Bernie	2	37	18.5	37	0
Fleming, Don	2	13	6.5	13	0
Franklin, Bobby	1	10	10.0	10	0
Peters, Floyd	1	9	9.0	9	0
Browns	24	352	14.7	40	0
Opponents	16	161	10.1	39	0

PUNTING	NO	YDS	AVG	IN20	TB	LG	BLK
Collins, Gary	45	1,926	42.8	0	4	64	0
Browns	45	1,926	42.8	0	4	64	0
Opponents	56	2,271	40.6	0	5	78	0

PUNT RETURNS	NO	FC	YDS	AVG	LG	TD
Cassady, Howard	7	3	47	6.7	13	0
Shofner, Jim	8	11	33	4.1	9	0
Green, Ernie	5	4	31	6.2	10	0
Browns	20	18	111	5.6	13	0
Opponents	15	16	121	8.1	38	0

KICKOFF RETURNS	NO	YDS	AVG	LG	TD
Green, Ernie	13	250	19.2	41	0
Wilson, Tom	11	307	27.9	46	0
Cassady, Howard	10	233	23.3	33	0
Scales, Charley	9	154	17.1	22	0
Tidmore, Sam	2	39	19.5	31	0
Collins, Gary	1	0	0.0	0	0
Browns	46	983	21.4	46	0
Opponents	49	1,098	22.4	66	0

PASSING	ATT	CMP	YDS	PCT	AV/AT	TD	TD%	INT	INT%	LG	TKLD	RATNG
Ryan, Frank	194	112	1,541	57.7	7.94	10	5.2	7	3.6	65t	0/156	85.4
Ninowski, Jim	173	87	1,178	50.3	6.81	7	4.0	8	4.6	53t	0/57	66.6
Brown, Jim	2	1	28	50.0	14.00	0	0.0	0	0.0	28	0/0	95.8
Scales, Charley	1	0	0	0.0	0.00	0	0.0	1	100.0	0	0/0	0.0
Browns	370	200	2,747	54.1	7.42	17	4.6	16	4.3	65t	0/213	75.4
Opponents	341	189	2,277	55.4	6.68	15	4.4	24	7.0	50t	0/293	61.4



1963 [10-4]

COACH: Blanton Collier
TOP DRAFT CHOICE: E Tom Hutchinson

1963 USUAL STARTING LINEUPS

OFFENSE		DEFENSE	
WR 88 Rich Kreitling	LDE 84 Paul Wiggins		
LT 77 Dick Schafrath	LDT 79 Bob Gain		
LG 60 John Wooten	RDT 78 Frank Parker		
C 56 John Morrow	RDE 80 Bill Glass		
RG 86 Gene Hickerson	MLB 82 Jim Houston		
RT 70 John Brown	MLB 50 Vince Costello		
TE 83 Johnny Brewer	RLB 35 Galen Fiss		
WR 86 Gary Collins	LCB 30 Bernie Parrish		
QB 13 Frank Ryan	RCB 44 Jim Shofner		
RB 48 Ernie Green	LS 23 Larry Benz		
34 Ken Webb	RS 20 Ross Fichtner		
RB 32 Jim Brown			

RADIO ANNOUNCERS:
 Gib Shanley, Jim Graner (WERE 1300 AM)

TELEVISION ANNOUNCERS:
 Ken Coleman, Warren Lahr (WJW-Channel 8)

DATE	RESULT	OPPONENT	ATT
09/15	W 37-14	Washington Redskins	57,618
09/22	W 41-24	at Dallas Cowboys	28,710
09/29	W 20-6	Los Angeles Rams	54,713
10/05	W 35-23	Pittsburgh Steelers	84,684
10/13	W 35-24	at New York Giants	62,956
10/20	W 37-7	Philadelphia Eagles	75,174
10/27	L 6-33	New York Giants	84,213
11/03	W 23-17	at Philadelphia Eagles	60,671
11/10	L 7-9	at Pittsburgh Steelers	54,497
11/17	L 14-20	St. Louis Cardinals	75,932
11/24	W 27-17	Dallas Cowboys	55,096
12/01	W 24-10	at St. Louis Cardinals	32,531
12/08	L 10-38	at Detroit Lions	51,382
12/15	W 27-20	at Washington Redskins	40,865

PLAYOFF BOWL

01/05	L 23-40	G.B. Packers (at Miami)	54,921
-------	---------	-------------------------	--------

TEAM STATISTICS	BROWNS	OPPONENT
Total First Downs	252	242
Rushing	135	99
Passing	100	129
Penalty	17	14
Total Net Yards	4,856	4,126
Avg. Per Game	346.9	294.7
Total Plays	807	860
Avg. Per Play	6.0	4.8
Net Yards Rushing	2,639	1,651
Avg. Per Game	188.5	117.9
Total Rushes	460	423
Net Yards Passing	2,217	2,475
Avg. Per Game	158.4	176.8
Sacked/Yards Lost	25/232	29/243
Gross Yards	2,449	2,718
Attempts/Completions	322/164	408/208
Completion Pct.	50.9%	51.0%
Had Interced	20	22
Punts/Avg.	54/40.0	57/43.7
Net Punting Avg.	54/36.0	57/38.7
Penalties/Yards Lost	52/609	63/592
Fumbles/Ball Lost	25/17	13/10
Touchdowns	43	30
Rushing	15	10
Passing	27	16
Returns	1	4

SCORE BY PERIODS	1ST	2ND	3RD	4TH	OT	TOT
Browns	85	112	40	106	0	343
Opponents	60	91	60	51	0	262

SCORING	RU	PA	ST	DF	PAT	2RU	2PA	FG	SAF	TP
Brown, Jim	12	3	0	0	0/0	0	0	0/0	0	90
Groza, Lou	0	0	0	0	40/43	0	0	15/23	0	85
Collins, Gary	0	13	0	0	0/0	0	0	0/0	0	78
Kreitling, Rich	0	6	0	0	0/0	0	0	0/0	0	36
Green, Ernie	0	3	0	0	0/0	0	0	0/0	0	18
Ryan, Frank	2	0	0	0	0/0	0	0	0/0	0	12
Crespino, Bob	0	1	0	0	0/0	0	0	0/0	0	6
Scales, C.	1	0	0	0	0/0	0	0	0/0	0	6
Renfro, Ray	0	1	0	0	0/0	0	0	0/0	0	6
Fichtner, Ross	0	0	0	1	0/0	0	0	0/0	0	6
Browns	15	27	0	1	40/43	0	0	15/23	0	343
Opponents	10	16	4	0	29/30	0	0	17/35	1	262

RUSHING	NO	YDS	AVG	LG	TD
Brown, Jim	291	1,863*	6.4	80*	12*
Green, Ernie	87	526	6.0	73	0
Ryan, Frank	62	224	3.6	25	2
Webb, Ken	12	58	4.8	19	0
Ninowski, Jim	5	-19	-3.8	2	0
Scales, Charley	2	-3	-1.5	2	1
Franklin, Bobby	1	-10	-10.0	-1	0
Browns	480	2,639	5.7	80*	15
Opponents	423	1,651	3.9	32	10

RECEIVING	NO	YDS	AVG	LG	TD
Collins, Gary	43	674	15.7	49*	13
Brewer, Johnny	29	454	15.7	55	0
Green, Ernie	28	305	10.9	35	3
Brown, Jim	24	268	11.2	83*	3
Kreitling, Rich	22	386	17.5	45	6
Hutchinson, Tom	9	244	27.1	70	0
Renfro, Ray	4	82	20.5	39*	1
Crespino, Bob	2	22	11.0	18	1
Webb, Ken	2	2	1.0	5	0
Scales, Charley	1	13	13.0	13	0
Ryan, Frank	0	-1	0.0	-1	0
Browns	164	2,449	14.9	83*	27
Opponents	208	2,718	13.1	99*	16

INTERCEPTIONS	NO	YDS	AVG	LG	TD
Costello, Vince	7	118	16.9	31	0
Benz, Larry	7	114	16.3	38	1
Fichtner, Ross	2	75	37.5	39	0
Franklin, Bobby	2	26	13.0	14	0
Fiss, Galen	2	8	4.0	6	0
Wiggins, Paul	1	2	2.0	2	0
Houston, Jim	1	0	0.0	0	0
Browns	22	343	15.6	39	1
Opponents	20	317	15.9	55	1

PUNTING	NO	YDS	AVG	IN20	TB	LG	BLK
Collins, Gary	54	2,160	40.0	0	4	73	0
Browns	54	2,160	40.0	0	4	73	0
Opponents	57	2,492	43.7	0	3	69	0

PUNT RETURNS	NO	FC	YDS	AVG	LG	TD
Shorter, Jim	7	2	134	19.1	52	0
Green, Ernie	6	11	79	13.2	55	0
Shofner, Jim	9	2	41	4.6	15	0
Parrish, Bernie	3	1	31	10.3	21	0
Browns	25	16	285	11.4	55	0
Opponents	22	16	216	9.8	29	0

KICKOFF RETURNS	NO	YDS	AVG	LG	TD
Green, Ernie	18	394	21.9	34	0
Shorter, Jim	16	432	27.0	50	0
Franklin, Bobby	9	219	24.3	49	0
Webb, Ken	1	12	12.0	12	0
Tidmore, Sam	1	5	5.0	5	0
Morrow, John	1	4	4.0	4	0
Shofner, Jim	1	0	0.0	0	0
Benz, Larry	1	0	0.0	0	0
Browns	50	1,099	22.0	50	0
Opponents	58	1,424	24.6	92*	1

PASSING	ATT	CMP	YDS	PCT	AV/AT	TD	TD%	INT	INT%	LG	TKLD	RATNG
Ryan, Frank	256	135	2,038	52.7	7.96	25	9.8	13	5.1	83*	20/179	90.6
Ninowski, Jim	61	29	423	47.5	6.93	2	3.3	6	9.8	70	4/45	41.9
Brown, Jim	4	0	0	0.0	0.00	0	0.0	0	0.0	0	1/8	39.6
Groza, Lou	1	0	0	0.0	0.00	0	0.0	1	100.0	0	0/0	0.0
Browns	322	164	2,461	50.9	7.64	27	8.4	20	6.2	83*	25/232	78.4
Opponents	408	208	2,718	51.0	6.66	16	3.9	22	5.4	99*	29/243	62.9

* Led NFL



1964 (10-3-0)

COACH: Blanton Collier
TOP DRAFT CHOICE: WR Paul Warfield

1964 USUAL STARTING LINEUPS

OFFENSE		DEFENSE	
WR 42 Paul Warfield	LDE 84 Paul Wiggin	LDE 84 Paul Wiggin	
LT 77 Dick Schafrauth	LDT 74 Dick Modzelewski	LDT 74 Dick Modzelewski	
LG 60 John Wooten	RTD 69 Jim Kanicki	RTD 69 Jim Kanicki	
C 56 John Morrow	RDE 80 Bill Glass	RDE 80 Bill Glass	
RG 66 Gene Hickerson	LLB 82 Jim Houston	LLB 82 Jim Houston	
RT 73 Monte Clark	MLB 50 Vince Costello	MLB 50 Vince Costello	
TE 83 Johnny Brewer	RLB 35 Galen Fiss	RLB 35 Galen Fiss	
87 Tom Hutchinson	LCB 30 Bernie Parrish	LCB 30 Bernie Parrish	
WR 86 Gary Collins	RCB 49 Walter Beach	RCB 49 Walter Beach	
QB 13 Frank Ryan	LS 23 Larry Benz	LS 23 Larry Benz	
RB 48 Ernie Green	RS 24 Bobby Franklin	RS 24 Bobby Franklin	
RB 32 Jim Brown	20 Ross Fichtner	20 Ross Fichtner	

RADIO ANNOUNCERS:
Gib Shanley, Jim Graner (WERE 1300 AM)

TELEVISION ANNOUNCERS:
Ken Coleman, Warran Lahr (WJW-Channel 8)

DATE	RESULT	OPPONENT	ATT
09/13	W 27-13	at Washington Redskins	47,577
09/20	T 33-33	St. Louis Cardinals	76,954
09/27	W 28-20	at Philadelphia Eagles	80,671
10/04	W 27-6	Dallas Cowboys	72,062
10/10	L 7-23	Pittsburgh Steelers	80,530
10/18	W 20-16	at Dallas Cowboys	37,456
10/25	W 42-20	New York Giants	81,050
11/01	W 30-17	at Pittsburgh Steelers	49,568
11/08	W 34-24	Washington Redskins	76,385
11/15	W 37-21	Detroit Lions	83,064
11/22	L 21-28	at Green Bay Packers	48,065
11/29	W 38-24	Philadelphia Eagles	79,289
12/06	L 19-28	at St. Louis Cardinals	31,585
12/12	W 52-20	at New York Giants	63,007
NFL CHAMPIONSHIP			
12/27	W 27-0	Baltimore Colts	79,544

TEAM STATISTICS	BROWNS	OPPONENT
Total First Downs	255	275
Rushing	119	119
Passing	118	137
Penalty	18	19
Total Net Yards	4,486	4,722
Avg. Per Game	320.4	337.3
Total Plays	807	894
Avg. Per Play	5.6	5.3
Net Yards Rushing	2,163	2,012
Avg. Per Game	154.5	143.7
Total Rushes	435	465
Net Yards Passing	2,323	2,710
Avg. Per Game	165.9	193.6
Sacked/Yards Lost	28/219	28/222
Gross Yards	2,542	2,932
Attempts/Completions	344/181	401/230
Completion Pct.	52.6%	57.4%
Had Intercepted	19	19
Punts/Avg.	49/41.9	57/39.7
Net Punting Avg.	49/38.1	57/34.4
Penalties/Yards Lost	60/611	64/643
Fumbles/Ball Lost	15/7	30/21
Touchdowns	50	36
Rushing	14	18
Passing	28	18
Returns	8	0

SCORE BY PERIODS	1ST	2ND	3RD	4TH	OT	TOT
Browns	61	123	107	124	0	415
Opponents	57	85	69	82	0	293

SCORING	RU	PA	ST	DF	PAT	2RU	2PA	FG	SAF	TP
Groza, Lou	0	0	0	0	49/50	0	0	22/33	0	115
Green, Ernie	6	4	0	0	0/0	0	0	0/0	0	60
Brown, Jim	7	2	0	0	0/0	0	0	0/0	0	54
Warfield, Paul	0	9	0	0	0/0	0	0	0/0	0	54
Collins, Gary	0	8	0	0	0/0	0	0	0/0	0	48
Brewer, Johnny	0	3	0	0	0/0	0	0	0/0	0	18
Roberts, Walter	0	1	0	0	0/0	0	0	0/0	0	6
Parrish, Bernie	0	0	0	1	0/0	0	0	0/0	0	6
Scales, Charley	0	0	1	0	0/0	0	0	0/0	0	6
Kelly, Leroy	0	0	1	0	0/0	0	0	0/0	0	6
Ryan, Frank	1	0	0	0	0/0	0	0	0/0	0	6
Williams, Sidney	0	0	1	0	0/0	0	0	0/0	0	6
Shoals, Roger	0	0	1	0	0/0	0	0	0/0	0	6
Houston, Jim	0	0	0	1	0/0	0	0	0/0	0	6
Wiggin, Paul	0	0	0	1	0/0	0	0	0/0	0	6
McNeil, Clifton	0	1	0	0	0/0	0	0	0/0	0	6
Beach, Walter	0	0	0	1	0/0	0	0	0/0	0	6
Browns	14	28	4	4	49/50	0	0	22/33	0	415
Opponents	18	18	0	32	32/35	0	0	15/23	0	293

RUSHING	NO	YDS	AVG	LG	TD
Brown, Jim	280	1,446*	5.2	71	7
Green, Ernie	109	491	4.5	37†	6
Ryan, Frank	37	217	5.9	19	1
Kelly, Leroy	6	12	2.0	5	0
Scales, Charley	2	5	2.5	3	0
Ninowski, Jim	1	-8	-6.0	8	0
Browns	435	2,163	5.0	71	14
Opponents	465	2,012	4.3	45†	18

RECEIVING	NO	YDS	AVG	LG	TD
Warfield, Paul	52	920	17.7	62†	9
Brown, Jim	36	340	9.4	40†	2
Collins, Gary	35	544	15.5	43	8
Brewer, Johnny	25	338	13.5	41	3
Green, Ernie	25	283	11.3	32	4
McNeil, Clifton	4	69	17.3	28	1
Hutchinson, Tom	3	24	8.0	12	0
Roberts, Walter	1	24	24.0	24†	1
Browns	181	2,542	14.0	62†	28
Opponents	230	2,932	12.7	92†	18

INTERCEPTIONS	NO	YDS	AVG	LG	TD
Parrish, Bernie	4	98	24.5	54†	1
Beach, Walter	4	81	20.3	65†	1
Benz, Larry	4	67	16.8	45	0
Houston, Jim	2	86	43.0	44	1
Fichtner, Ross	2	67	33.5	64	0
Costello, Vince	2	21	10.5	20	0
Fiss, Galen	1	24	24.0	24	0
Browns	19	444*	23.4	65†	3
Opponents	19	154	8.1	27	0

PUNTING	NO	YDS	AVG	IN20	TB	LG	BLK
Collins, Gary	48	2,016	42.0	0	5	58	0
Franklin, Bobby	1	36	36.0	0	0	36	0
Browns	49	2,052	41.9	0	5	58	0
Opponents	57	2,265	39.7	0	5	60	1

PUNT RETURNS	NO	FC	YDS	AVG	LG	TD
Kelly, Leroy	9	7	171	19.0	68†	1
Roberts, Walter	10	6	132	13.2	40	0
Williams, Sidney	1	0	0	0.0	0	0
Browns	20	13	303	15.1	68†	1
Opponents	20	8	183	9.1	53	0

KICKOFF RETURNS	NO	YDS	AVG	LG	TD
Roberts, Walter	24	651	27.5	60	0
Kelly, Leroy	24	582	24.3	45	0
Scales, Charley	5	75	15.0	24	0
Warfield, Paul	1	4	4.0	4	0
Franklin, Bobby	1	1	1.0	1	0
Clark, Monte	1	0	0.0	0	0
Williams, Sidney	1	0	0.0	0	0
Browns	57	1,323	23.2	60	0
Opponents	75	1,517	20.2	49	0

PASSING	ATT	CMP	YDS	PCT	AV/AT	TD	TD%	INT	INT%	LG	TKLD	RATNG
Ryan, Frank	334	174	2,404	52.1	7.20	25*	7.5	19	5.7	62†	27/207	76.7
Ninowski, Jim	9	6	125	66.7	13.89	2	22.2	0	0.0	41	1/12	149.3
Brown, Jim	1	1	13	100.0	13.00	1	100.0	0	0.0	13†	0/0	158.3
Browns	344	181	2,542	52.6	7.39	28	8.1	19	5.5	62†	28/219	80.8
Opponents	401	230	2,932	57.4	7.31	18	4.5	19	4.7	92†	28/222	75.6

* Led NFL

YEAR-BY-YEAR
Regular Season Results
1964



CLEVELAND BROWNS 2008 MEDIA GUIDE

1965 (11-3)

COACH: Blanton Collier

TOP DRAFT CHOICE: T James Garcia

1965 USUAL STARTING LINEUPS

OFFENSE

WR 27	Walter Roberts
85	Clifton McNeil
LT 77	Dick Schafrauth
LG 60	John Wooten
C 56	John Morrow
RG 66	Gene Hickerson
RT 73	Monte Clark
TE 83	Johnny Brewer
WR 86	Gary Collins
DB 13	Frank Ryan
RB 48	Ernie Green
RB 32	Jim Brown

DEFENSE

LDE 84	Paul Wiggan
LDT 74	Dick Modzelewski
RDT 89	Jim Kanicki
RDE 80	Bill Glass
LLB 82	J. Houston, 35 G. Fiss
MLB 50	Vince Costello
RLB 67	S. Williams, 35 G. Fiss
LCB 30	Bernie Parrish
RCB 49	W. Beach, 40 E. Barnes
LS 20	Ross Fichtner
RS 23	Larry Benz

RADIO ANNOUNCERS:

Gib Shanley, Jim Graner (WERE 1300 AM)

TELEVISION ANNOUNCERS:

Ken Coleman, Warren Lehr (WJW-Channel 8)

DATE	RESULT	OPPONENT	ATT
09/19	W 17-7	at Washington Redskins	48,208
09/26	L 13-49	St. Louis Cardinals	80,161
10/03	W 35-17	at Philadelphia Eagles	60,759
10/09	W 24-19	Pittsburgh Steelers	80,187
10/17	W 23-17	Dallas Cowboys	80,432
10/24	W 38-14	at New York Giants	62,864
10/31	L 17-27	Minnesota Vikings	83,505
11/07	W 33-34	Philadelphia Eagles	72,807
11/14	W 34-21	New York Giants	82,426
11/21	W 24-17	at Dallas Cowboys	76,251
11/28	W 42-21	at Pittsburgh Steelers	42,757
12/05	W 24-16	Washington Redskins	77,765
12/12	L 7-42	at Los Angeles Rams	49,048
12/19	W 27-24	at St. Louis Cardinals	29,348
NFL CHAMPIONSHIP			
01/02	L 12-23	at Green Bay Packers	50,852

TEAM STATISTICS

	BROWNS	OPPONENT								
Total First Downs	257	265								
Rushing	133	104								
Passing	97	135								
Penalty	27	26								
Total Net Yards	4,398	4,712								
Avg. Per Game	314.1	336.6								
Total Plays	836	869								
Avg. Per Play	5.3	5.4								
Net Yards Rushing	2,331	1,866								
Avg. Per Game	166.5	133.3								
Total Rushes	406	412								
Net Yards Passing	2,067	2,846								
Avg. Per Game	147.6	203.3								
Sacked/Yards Lost	31/272	38/307								
Gross Yards	2,339	3,153								
Attempts/Completions	329/160	419/204								
Completion Pct.	48.6%	48.7%								
Had Intercepted	16	24								
Punts/Avg.	69/45.7	69/41.1								
Net Punting Avg.	69/41.9	69/34.9								
Penalties/Yards Lost	84/976	62/566								
Fumbles/Ball Lost	20/9	14/9								
Touchdowns	45	43								
Rushing	19	11								
Passing	23	31								
Returns	3	1								
SCORE BY PERIODS										
	1ST	2ND	3RD	4TH	OT	TOT				
Browns	60	114	85	104	0	363				
Opponents	55	112	68	90	0	325				
SCORING										
	RU	PA	ST	DF	PAT	2RU	2PA	FG	SAF	TP
Brown, Jim	17	4	0	0	0/0	0	0	0/0	0	126

Groza, Lou	0	0	0	0	45/45	0	0	16/25	0	93
Collins, Gary	0	10	0	0	0/0	0	0	0/0	0	60
Green, Ernie	2	2	0	0	0/0	0	0	0/0	0	24
Roberts, W.	0	4	0	0	0/0	0	0	0/0	0	24
Hutchinson, T.	0	2	0	0	0/0	0	0	0/0	0	12
Kelly, Leroy	0	0	2	0	0/0	0	0	0/0	0	12
Brewer, J.	0	1	0	0	0/0	0	0	0/0	0	6
Fichtner, Ross	0	0	0	1	0/0	0	0	0/0	0	6
Browns	19	23	2	1	45/45	0	0	16/25	0	363
Opponents	11	31	1	0	40/42	0	0	9/18	0	325

RUSHING

	NO	YDS	AVG	LG	TD
Brown, Jim	289	1,544*	5.3	67	17
Green, Ernie	111	436	3.9	41	2
Kelly, Leroy	37	139	3.8	16	0
Ryan, Frank	19	72	3.8	18	0
Scales, Charley	11	59	5.4	20	0
Ninowski, Jim	4	46	11.5	17	0
Roberts, Walter	3	30	10.0	14	0
Collins, Gary	1	16	16.0	16	0
Franklin, Bobby	1	-11	-11.0	-11	0
Browns	476	2,331	4.9	67	19
Opponents	412	1,866	4.5	54	11

RECEIVING

	NO	YDS	AVG	LG	TD
Collins, Gary	50	884	17.7	67	10
Brown, Jim	34	328	9.6	32†	4
Green, Ernie	25	298	11.9	69	2
Roberts, Walter	16	314	19.6	80†	4
Brewer, Johnny	13	174	13.4	25†	1
Kelly, Leroy	9	122	13.6	52	0
Hutchinson, Tom	6	113	18.8	24†	2
McNeil, Clifton	3	69	23.0	32	0
Warfield, Paul	3	30	10.0	13	0
Scales, Charley	1	7	7.0	7	0
Browns	160	2,339	14.6	80†	23
Opponents	204	3,153	15.5	87†	31

INTERCEPTIONS

	NO	YDS	AVG	LG	TD
Benz, Larry	5	78	15.6	31	0
Fichtner, Ross	4	98	24.5	48	1
Parrish, Bernie	4	45	11.3	35	0
Costello, Vince	3	33	11.0	23	0
Houston, Jim	2	32	16.0	28	0
Barnes, Erich	1	35	35.0	35	0
Lindsey, Dale	1	11	11.0	11	0
Sczurek, Stan	1	10	10.0	10	0
Fiss, Galen	1	5	5.0	5	0
Glass, Bill	1	0	0.0	0	0
Williams, Sidney	1	0	0.0	0	0
Beach, Walter	0	2	0.0	2	0
Browns	24	349	14.5	48	1
Opponents	16	275	17.2	96†	1

PUNTING

	NO	YDS	AVG	INT20	TB	LG	BLK
Collins, Gary	65	3,035	46.7*	0	10	71	0
Franklin, Bobby	4	118	29.5	0	0	31	0
Browns	69	3,153	45.7	0	10	71	0
Opponents	69	2,838	41.1	0	4	69	0

PUNT RETURNS

	NO	FC	YDS	AVG	LG	TD
Kelly, Leroy	17	6	265	15.6*	67†	2
Roberts, Walter	18	13	162	9.0	51	0
Scales, Charley	1	0	0	0.0	0	0
Browns	36	19	427	11.9	67†	2
Opponents	36	7	269	7.5	67	0

KICKOFF RETURNS

	NO	YDS	AVG	LG	TD
Kelly, Leroy	24	621	25.9	51	0
Roberts, Walter	18	493	27.4	88	0
Scales, Charley	4	88	22.0	24	0
Howell, Mike	2	3	1.5	3	0
Hutchinson, Tom	2	0	0.0	0	0
Green, Ernie	1	4	4.0	4	0
Lindsey, Dale	1	0	0.0	0	0
Franklin, Bobby	1	0	0.0	0	0
Browns	53	1,209	22.8	88	0
Opponents	58	1,334	23.0	65	0

PASSING	ATT	CMP	YDS	PCT	AV/AT	TD	TD%	INT	INT%	LG	TKLD	RATNG
Ryan, Frank	243	119	1,751	49.0	7.21	18	7.4	13	5.3	80†	23/202	75.3
Ninowski, Jim	83	40	549	48.2	6.61	4	4.8	3	3.6	32	8/70	70.8
Brown, Jim	2	1	39	50.0	19.50	1	50.0	0	0.0	39†	0/0	135.4
Groza, Lou	1	0	0	0.0	0.00	0	0.0	0	0.0	0	0/0	39.6
Browns	329	160	2,339	48.6	7.11	23	7.0	16	4.9	80†	31/272	75.3
Opponents	419	204	3,153	48.7	7.53	31	7.4	24	5.7	87†	38/307	74.8

* Led NFL



1986 (9-5)

COACH: Blanton Collier

TOP DRAFT CHOICE: TE Milt Morin

1986 USUAL STARTING LINEUPS

OFFENSE

WR	42	Paul Warfield
LT	77	Dick Schaflirath
	73	Monte Clark
LG	60	John Wooten
C	56	John Morrow
	54	Fred Hoaglin
RG	66	Gene Hickerson
RT	73	M. Clark, 70 J. Brown
TE	89	M. Morin, 41 R. Smith
WR	86	Gary Collins
QB	13	Frank Ryan
RB	44	Leroy Kelly
RB	48	Ernie Green

DEFENSE

LDE	84	Paul Wiggin
LDT	71	Walter Johnson
RDT	69	Jim Karnick
	78	Frank Parker
RDE	80	Bill Glass
LLB	82	Jim Houston
MLB	50	Vince Costello
	51	Dale Lindsay
LCB	83	Johnny Brewer
RCB	40	Erich Barnes
RCB	34	Mike Howell
	49	Walter Beach
LS	20	Ross Fichtner
		Ernie Kellermann
RS	24	Ernie Kellermann
	20	Ross Fichtner

RADIO ANNOUNCERS:

Gib Shanley, Jim Gramer (WERE 1300 AM)

TELEVISION ANNOUNCERS:

Frank Gleiber, Warren Lahr (WJW-Channel 8)

DATE	RESULT	OPPONENT	ATT
09/11	W 38-14	at Washington Redskins	48,643
09/18	L 20-21	Green Bay Packers	83,943
09/25	L 28-34	St. Louis Cardinals	74,814
10/02	W 28-7	at New York Giants	62,916
10/08	W 41-10	Pittsburgh Steelers	82,687
10/23	W 30-21	Dallas Cowboys	84,721
10/30	W 49-17	at Atlanta Falcons	57,235
11/06	L 6-16	at Pittsburgh Steelers	39,690
11/13	W 27-7	Philadelphia Eagles	77,968
11/20	W 14-3	Washington Redskins	78,466
11/24	L 14-26	at Dallas Cowboys	75,504
12/04	W 49-40	New York Giants	61,651
12/11	L 21-33	at Philadelphia Eagles	58,074
12/17	W 38-10	at St. Louis Cardinals	47,721

TEAM STATISTICS	BROWNS	OPPONENT
Total First Downs	278	255
Rushing	117	113
Passing	142	124
Penalty	19	18
Total Net Yards	5,071	4,266
Avg. Per Game	362.2	304.7
Total Plays	846	891
Avg. Per Play	6.0	4.8
Net Yards Rushing	2,166	1,894
Avg. Per Game	154.7	135.3
Total Rushes	415	450
Net Yards Passing	2,905	2,372
Avg. Per Game	207.5	169.4
Sacked/Yards Lost	29/237	35/278
Gross Yards	3,142	2,650
Attempts/Completions	402/212	406/221
Completion Pct.	52.7%	54.4%
Had Intercepted	15	30
Punts/Avg.	57/39.0	56/39.7
Net Punting Avg.	57/37.1	56/37.1
Penalties/Yards Lost	69/747	61/563
Fumbles/Ball Lost	17/10	24/19
Touchdowns	54	29
Rushing	18	12
Passing	33	14
Returns	3	3

SCORE BY PERIODS	1ST	2ND	3RD	4TH	OT	TOT
Browns	87	92	90	134	0	403
Opponents	54	89	49	67	0	259

SCORING	RU	PA	OFF	DF	PT	2RU	2PA	FG	SAF	TP
Kelly, Leroy	15	1	0	0	0	0	0	0	0	96

PASSING	ATT	CMP	YDS	PCT	AV/AT	TD	TD%	INT	INT%	LG	TKLD	RATNG
Ryan, Frank	382	200	2,974	52.4	7.79	29*	7.6	14	3.7	54	28/223	88.2
Ninowski, Jim	18	11	175	61.1	9.72	4	22.2	1	5.6	44†	1/14	110.0
Groza, Lou	1	1	7	100.0	7.00	0	0.0	0	0.0	-7	0/0	95.8
Kelly, Leroy	1	0	0	0.0	0.00	0	0.0	0	0.0	0	0/0	39.6
Browns	402	212	3,156	52.7	7.85	33	8.2	15	3.7	54	29/237	90.6
Opponents	406	221	2,650	54.4	6.53	14	3.4	30	7.4	58†	35/278	55.3

Groza, Lou	0	0	0	0	0	51/52	0	0	0	9/23	0	78
Collins, Gary	0	12	0	0	0	0/0	0	0	0	0/0	0	72
Green, Ernie	3	6	0	0	0	0/0	0	0	0	0/0	0	54
Warfield, Paul	0	5	1	0	0	0/0	0	0	0	0/0	0	36
Morin, Milt	0	3	0	0	0	0/0	0	0	0	0/0	0	18
Smith, Ralph	0	3	0	0	0	0/0	0	0	0	0/0	0	18
McNeil, Clifton	0	2	0	0	0	0/0	0	0	0	0/0	0	12
Houston, Jim	0	1	0	0	1/1	0	0	0	0	0/0	0	7
Glass, Bill	0	0	0	1	0/0	0	0	0	0	0/0	0	6
Fichtner, Ross	0	0	0	1	0/0	0	0	0	0	0/0	0	6
Team, Stat	0	0	0	0	0/1	0	0	0	0	0/0	0	0
Browns	18	33	1	2	52/54	0	0	0	0	9/23	0	403
Opponents	12	14	3	0	28/29	0	0	0	0	19/28	0	259

RUSHING	NO	YDS	AVG	LG	TD
Kelly, Leroy	209	1,141	5.5	70†	15*
Green, Ernie	144	750	5.2	35	3
Ryan, Frank	36	156	4.3	17	0
Harraway, Charley	7	40	5.7	18	0
Schultz, Randy	7	32	4.6	20	0
Pietrosante, Nick	7	20	2.9	8	0
Ninowski, Jim	3	-11	-3.7	4	0
Collins, Gary	2	38	19.0	36	0
Browns	415	2,166	5.2	70†	18
Opponents	450	1,894	4.2	37	12

RECEIVING	NO	YDS	AVG	LG	TD
Collins, Gary	56	946	16.9	54	12
Green, Ernie	45	445	9.9	31†	6
Warfield, Paul	36	741	20.6	51	5
Kelly, Leroy	32	366	11.4	40	1
Morin, Milt	23	333	14.5	32	3
Smith, Ralph	13	183	14.1	28	3
McNeil, Clifton	2	94	47.0	50†	2
Roberts, Walter	2	19	9.5	10	0
Pietrosante, Nick	1	12	12.0	12	0
Houston, Jim	1	10	10.0	10†	1
Costello, Vince	1	-7	-7.0	-7	0
Browns	212	3,142	14.8	54	33
Opponents	221	2,650	12.0	58†	14

INTERCEPTIONS	NO	YDS	AVG	LG	TD
Fichtner, Ross	8	152	19.0	58	1
Howell, Mike	8	62	7.8	29	0
Barnes, Erich	4	128	32.0	54	0
Kellermann, Ernie	3	23	7.7	12	0
Houston, Jim	2	27	13.5	21	0
Parrish, Bernie	1	16	16.0	16	0
Wiggin, Paul	1	0	0.0	0	0
Brewer, Johnny	1	0	0.0	0	0
Costello, Vince	1	0	0.0	0	0
Beach, Walter	1	0	0.0	0	0
Browns	30	408	13.6	58	1
Opponents	15	68	4.5	27	0

PUNTING	NO	YDS	AVG	IN20	TB	LG	BLK
Collins, Gary	57	2,223	39.0	0	6	60	0
Browns	57	2,223	39.0	0	6	60	0
Opponents	56	2,224	39.7	0	2	56	0

PUNT RETURNS	NO	FC	YDS	AVG	LG	TD
Kelly, Leroy	13	6	104	8.0	52	0
Roberts, Walter	11	13	42	3.8	30	0
Green, Ernie	0	2	0	0.0	0	0
Browns	24	21	146	6.1	52	0
Opponents	23	15	111	4.8	38	0

KICKOFF RETURNS	NO	YDS	AVG	LG	TD
Roberts, Walter	20	454	22.7	57	0
Kelly, Leroy	19	403	21.2	49	0
Harraway, Charley	9	193	21.4	33	0
Schultz, Randy	3	52	17.3	23	0
Pietrosante, Nick	2	9	4.5	8	0
Smith, Ralph	1	0	0.0	0	0
Browns	54	1,111	20.6	57	0
Opponents	68	1,501	22.1	94†	2

FIELD GOALS	1-19	20-29	30-39	40-49	50+	TOT
Groza, Lou	0/1	2/6	4/8	3/8	0/0	9/23
Browns	0/1	2/6	4/8	3/8	0/0	9/23
Opponents	7/7	5/8	5/8	2/4	0/1	19/28

YEAR-BY-YEAR
Regular Season Results
1986

* Led NFL



1967 (9-5)

COACH: Blanton Collier

TOP DRAFT CHOICE: LB Bob Matheson

1967 USUAL STARTING LINEUPS

OFFENSE		DEFENSE	
WR 42 Paul Warfield	LDE 84 P. Wiggins, 80 B. Glass		
LT 77 Dick Schafath	LDT 71 Walter Johnson		
LG 60 John Wooten	69 Jim Kanicki		
C 54 Fred Hoaglin	RDT 69 Jim Kanicki		
RG 66 Gene Hickerson	71 Walter Johnson		
RT 73 Monte Clark	RDE 80 Bill Glass, 84 P. Wiggins		
65 John DeMarie	LLB 82 Jim Houston		
TE 41 Ralph Smith	56 Bob Matheson		
WR 86 Gary Collins	MLB 51 D. Lindsey, 82 J. Houston		
87 Eppie Barney	RLB 83 Johnny Brewer		
QB 13 F. Ryan, 15 G. Lane	52 Billy Andrews		
RB 44 Leroy Kelly	LCB 40 E. Barnes, 28 B. Davis		
RB 48 Ernie Green	RCB 34 M. Howell, 40 E. Barnes		
35 Larry Conjar	LS 24 Ernie Kellermann		
	20 Ross Fichtner		
	RS 20 Ross Fichtner		
	24 Ernie Kellermann		

RADIO ANNOUNCERS:

Gib Shanley, Jim Granar (WERE 1300 AM)

TELEVISION ANNOUNCERS:

Frank Gleiber, Warren Lahr (WJW-Channel 8)

DATE	RESULT	OPPONENT	ATT
09/17	L 14-21	Dallas Cowboys	81,039
09/24	L 14-31	at Detroit Lions	57,383
10/01	W 42-7	at New Orleans Saints	77,045
10/07	W 21-10	Pittsburgh Steelers	82,949
10/15	W 20-16	St. Louis Cardinals	77,813
10/22	W 24-0	Chicago Bears	83,183
10/29	L 34-38	at New York Giants	62,903
11/05	W 34-14	at Pittsburgh Steelers	47,131
11/12	L 7-55	at Green Bay Packers	50,074
11/19	W 14-10	Minnesota Vikings	88,431
11/26	W 42-37	Washington Redskins	72,798
12/03	W 24-14	New York Giants	78,594
12/10	W 20-16	at St. Louis Cardinals	47,782
12/17	L 24-28	at Philadelphia Eagles	60,658

PLAYOFF

12/24 L 14-52 at Dallas Cowboys 70,786

PLAYOFF BOWL

01/07 L 6-30 Los Angeles Rams 37,102

TEAM STATISTICS	BROWNS	OPPONENT
Total First Downs	238	281
Rushing	119	115
Passing	102	153
Penalty	17	13
Total Net Yards	4,316	4,848
Avg. Per Game	308.3	346.3
Total Plays	821	956
Avg. Per Play	5.3	5.1
Net Yards Rushing	2,139	1,767
Avg. Per Game	152.8	126.2
Total Rushes	444	459
Net Yards Passing	1,942	2,877
Avg. Per Game	138.7	205.5
Sacked/Yards Lost	44/372	44/354
Gross Yards	2,314	3,231
Attempts/Completions	333/160	454/250
Completion Pct.	48.0%	55.1%
Had Intercepted	18	22
Punts/Avg.	67/37.1	62/39.9
Net Punting Avg.	67/36.0	62/34.2
Penalties/Yards Lost	72/773	57/655
Fumbles/Ball Lost	24/17	29/14
Touchdowns	43	37
Rushing	15	15
Passing	22	19
Returns	6	3

SCORE BY PERIODS	1ST	2ND	3RD	4TH	OT	TOT
Browns	93	83	72	86	0	334
Opponents	55	101	66	75	0	297

PASSING	ATT	CMP	YDS	PCT	AV/AT	TD	TD%	INT	INT%	LG	TKLD	RATNG
Ryan, Frank	280	136	2,026	48.6	7.24	20	7.1	16	5.7	49t	38/318	72.7
Lane, Gary	43	21	254	48.8	5.91	2	4.7	1	2.3	23t	4/30	73.2
Shiner, Dick	9	3	34	33.3	3.78	0	0.0	1	11.1	21	2/24	6.0
Kelly, Leroy	1	0	0	0.0	0.00	0	0.0	0	0.0	0	0/0	39.6
Browns	333	160	2,314	48.0	6.95	22	6.6	18	5.4	49t	44/372	70.6
Opponents	454	250	3,231	55.1	7.12	19	4.2	22	4.8	60t	44/354	71.4

SCORING	RU	PA	ST	DF	PAT	ZRU	ZPA	FG	SAF	TP
Kelly, Leroy	11	2	0	0	0/0	0	0	0/0	0	76
Groza, Lou	0	0	0	0	43/43	0	0	11/23	0	76
Warfield, Paul	0	8	0	0	0/0	0	0	0/0	0	48
Collins, Gary	0	7	0	0	0/0	0	0	0/0	0	42
Green, Ernie	4	2	0	0	0/0	0	0	0/0	0	36
McNeil, Clifton	0	2	0	0	0/0	0	0	0/0	0	12
Houston, Jim	0	0	2	0	0/0	0	0	0/0	0	12
Smith, Ralph	1	0	1	0	0/0	0	0	0/0	0	12
Brewer, J.	0	0	1	0	0/0	0	0	0/0	0	6
Davis, Ben	0	0	1	0	0/0	0	0	0/0	0	6
Ward, Carl	0	0	1	0	0/0	0	0	0/0	0	6
Browns	15	22	2	4	43/43	0	0	11/23	0	334
Opponents	15	19	3	0	36/37	0	0	13/25	0	297

RUSHING	NO	YDS	AVG	LG	TD
Kelly, Leroy	235	1,205*	5.1	42t	11
Green, Ernie	145	710	4.9	59t	4
Ryan, Frank	22	57	2.6	12	0
Conjar, Larry	20	78	3.9	16	0
Pietrosante, Nick	10	73	7.3	31	0
Harraway, Charley	5	-4	-0.8	2	0
Lane, Gary	2	21	10.5	12	0
Warfield, Paul	2	10	5.0	18	0
Shiner, Dick	2	-7	-3.5	-3	0
Collins, Gary	1	6	6.0	6	0
Browns	444	2,149	4.8	59t	15
Opponents	459	1,767	3.8	37	15

RECEIVING	NO	YDS	AVG	LG	TD
Green, Ernie	39	369	9.5	41t	2
Warfield, Paul	32	702	21.9	49t	8
Collins, Gary	32	500	15.6	33	7
Kelly, Leroy	20	282	14.1	48	2
Smith, Ralph	14	211	15.1	49t	1
Morin, Mit	7	90	12.9	21	0
Conjar, Larry	6	68	11.3	27	0
Pietrosante, Nick	6	56	9.3	23	0
McNeil, Clifton	3	33	11.0	23	2
Barney, Eppie	1	3	3.0	3	0
Browns	160	2,314	14.5	49t	22
Opponents	250	3,231	12.9	60t	19

INTERCEPTIONS	NO	YDS	AVG	LG	TD
Fichtner, Ross	4	113	28.3	88	0
Barnes, Erich	4	47	11.8	40	0
Houston, Jim	3	97	32.3	79t	2
Howell, Mike	3	20	6.7	20	0
Brewer, Johnny	2	75	37.5	70t	1
Davis, Ben	1	9	9.0	9	0
Kellermann, Ernie	1	9	9.0	9	0
Lindsey, Dale	1	5	5.0	5	0
Glass, Bill	1	0	0.0	0	0
Matheson, Bob	1	0	0.0	0	0
Ward, Carl	1	0	0.0	0	0
Browns	22	375	17.0	88	3
Opponents	18	290	16.1	42	1

PUNTING	NO	YDS	AVG	IN20	TB	LG	BLK
Collins, Gary	57	2,078	36.5	0	2	52	2
Kelly, Leroy	10	407	40.7	0	0	51	0
Browns	67	2,485	37.1	0	2	52	2
Opponents	62	2,475	39.9	0	2	57	0

PUNT RETURNS	NO	FC	YDS	AVG	LG	TD
Davis, Ben	18	7	229	12.7*	52t	1
Ward, Carl	6	3	62	10.3	24	0
Kelly, Leroy	9	4	59	6.6	32	0
Harraway, Charley	1	0	7	7.0	7	0
Youngblood, G.	1	0	0	0.0	0	0
Browns	35	14	357	10.2	52t	1
Opponents	29	21	70	2.4	12	0

KICKOFF RETURNS	NO	YDS	AVG	LG	TD
Davis, Ben	27	708	26.2	63	0
Ward, Carl	22	546	24.8	104t	1
Kelly, Leroy	5	131	26.2	32	0
Barney, Eppie	1	11	11.0	11	0
Browns	55	1,396	25.4	104t	1
Opponents	59	1,288	21.8	87t	2

FIELD GOALS	1-19	20-29	30-39	40-49	50+	TOT.
Groza, Lou	2/2	2/5	6/8	1/7	0/1	11/23
Browns	2/2	2/5	6/8	1/7	0/1	11/23
Opponents	2/2	5/6	2/5	4/9	0/3	13/25

YEAR-BY-YEAR
Regular Season Results
1967



* Led NFL

1968 (10-4)

COACH: Blanton Collier

TOP DRAFT CHOICE: DE Marvin Upshaw

1968 USUAL STARTING LINEUPS

OFFENSE		DEFENSE	
WR 42 Paul Warfield	LDE 88 Ron Snidow	DE 81 Jack Gregory	
LT 77 Dick Schafrath	DE 81 Jack Gregory	LDT 71 Walter Johnson	
LG 65 John DeMarie	LDT 71 Walter Johnson	RDT 69 Jim Kanicki	
C 54 Frad Hoaglin	RDE 80 Bill Glass	84 Marvin Upshaw	
RG 66 Gene Hickerson	81 Jack Gregory	80 Bill Glass	
RT 73 Monte Clark	LLB 82 Jim Houston	81 Jack Gregory	
TE 89 Milt Morin	MLB 56 Bob Matheson	LLB 82 Jim Houston	
WR 87 Eppie Barney	RLB 51 Dale Lindsay	MLB 56 Bob Matheson	
86 Gary Collins	50 John Garlington	RLB 51 Dale Lindsay	
QB 16 B. Nelsen, 13 F. Ryan	LCB 40 Erich Barnes	50 John Garlington	
RB 44 Leroy Kelly	RCB 28 Ben Davis	LCB 40 Erich Barnes	
RB 48 Ernie Green	LS 24 Ernie Kellermann	RCB 28 Ben Davis	
31 Charley Harraway	34 Mike Howell	LS 24 Ernie Kellermann	
	34 Mike Howell	34 Mike Howell	
	24 Ernie Kellermann	24 Ernie Kellermann	

RADIO ANNOUNCERS:

Gib Stanley, Jim Graner (WHK 1420 AM)

DATE	RESULT	OPPONENT	ATT
09/15	W 24-10	at New Orleans Saints	74,215
09/22	L 7-28	at Dallas Cowboys	68,733
09/29	L 6-24	Los Angeles Rams	82,514
10/05	W 31-24	Pittsburgh Steelers	81,865
10/13	L 21-27	St. Louis Cardinals	79,349
10/20	W 30-20	at Baltimore Colts	60,238
10/27	W 30-7	Atlanta Falcons	67,723
11/03	W 33-21	at San Francisco 49ers	31,359
11/10	W 35-17	New Orleans Saints	71,025
11/17	W 45-24	at Pittsburgh Steelers	41,572
11/24	W 47-13	Philadelphia Eagles	62,338
12/01	W 45-10	New York Giants	83,193
12/08	W 24-21	at Washington Redskins	50,661
12/14	L 16-27	at St. Louis Cardinals	39,746

12/21	W 31-20	Dallas Cowboys	81,497
NFL CHAMPIONSHIP			
12/29	L 0-34	Baltimore Colts	80,628

TEAM STATISTICS	BROWNS	OPPONENT
Total First Downs	248	259
Rushing	104	110
Passing	123	130
Penalty	21	19
Total Net Yards	4,861	4,208
Avg. Per Game	347.2	300.6
Total Plays	831	888
Avg. Per Play	5.8	4.7
Net Yards Rushing	2,031	1,842
Avg. Per Game	145.1	131.6
Total Rushes	447	423
Net Yards Passing	2,834	2,248
Avg. Per Game	202.4	165.6
Sacked/Yards Lost	21/181	26/199
Gross Yards	3,015	2,447
Attempts/Completions	363/184	429/213
Completion Pct.	50.7%	48.5%
Had Intercepted	16	32
Punts/Avg.	63/37.3	60/39.9
Net Punting Avg.	63/35.4	60/38.3
Penalties/Yards Lost	74/851	61/620
Fumbles/Ball Lost	23/14	20/14
Touchdowns	49	33
Rushing	20	11
Passing	27	19
Returns	2	3

SCORE BY PERIODS	1ST	2ND	3RD	4TH	OT	TOT
Browns	51	134	97	112	0	394
Opponents	50	84	41	98	0	273

SCORING	RU	PA	ST	DF	PAT	2RU	2PA	FG	SAF	TP
Kelly, Leroy	16	4	0	0	0/0	0	0	0/0	0	120*
Cockroft, Don	0	0	0	0	46/48	0	0	18/24	0	100
Warfield, Paul	0	12	0	0	0/0	0	0	0/0	0	72
Morin, Milt	0	5	0	0	0/0	0	0	0/0	0	30
Barney, Eppie	1	1	0	0	0/0	0	0	0/0	0	12

PASSING	ATT	CMP	YDS	PCT	AV/AT	TD	TD%	INT	INT%	LG	TKLD	RATNG
Nelsen, Bill	293	152	2,366	51.9	8.08	19	6.5	10	3.4	87	11/102	86.4
Ryan, Frank	66	31	627	47.0	9.50	7	10.6	6	9.1	57/1	10/79	78.3
Kelly, Leroy	4	1	34	25.0	8.50	1	25.0	0	0.0	34/1	0/0	102.1
Browns	363	184	3,027	50.7	8.34	27	7.4	16	4.4	87	21/181	85.5
Opponents	439	213	2,447	48.5	5.57	19	4.3	32	7.3	56	26/199	49.8

Green, Ernie	0	2	0	0	0/0	0	0	0/0	0	0	0	12
Morrison, Reece	1	1	0	0	0/0	0	0	0/0	0	0	0	12
Glass, Bill	0	0	0	1	0/0	0	0	0	0	0	0	6
Barnes, Erich	0	0	0	1	0/0	0	0	0	0	0	0	6
Harraway, Charley	0	1	0	0	0/0	0	0	0	0	0	0	6
McDonald, Tommy	0	1	0	0	0/0	0	0	0	0	0	0	6
Leigh, Charles	1	0	0	0	0/0	0	0	0	0	0	0	6
Nelson, Bill	1	0	0	0	0/0	0	0	0	0	0	0	6
Browns	20	27	0	2	46/48	0	0	18/24	0	14/26	0	394
Opponents	11	19	3	0	33/33	0	0	14/26	0	0	0	273

RUSHING	NO	YDS	AVG	LG	TD
Kelly, Leroy	248	1,239*	5.0	65	16*
Harraway, Charley	91	334	3.7	23	0
Green, Ernie	41	152	3.7	14	0
Leigh, Charles	23	144	6.3	20/1	1
Morrison, Reece	18	39	2.2	11	1
Nelson, Bill	13	30	2.3	18	1
Ryan, Frank	11	64	5.8	19	0
Smith, Ralph	1	13	13.0	13	0
Morin, Milt	1	8	8.0	8	0
Barney, Eppie	0	8	0.0	8/1	1
Browns	447	2,031	4.5	65	20
Opponents	423	1,842	4.4	44	11

RECEIVING	NO	YDS	AVG	LG	TD
Warfield, Paul	50	1,067	21.3	65/1	12
Morin, Milt	43	792	18.4	87	5
Kelly, Leroy	22	297	13.5	68/1	4
Barney, Eppie	18	169	10.5	18	1
Green, Ernie	16	142	8.9	62/1	2
Harraway, Charley	12	162	13.5	63	1
Collins, Gary	9	230	25.6	39	0
McDonald, Tommy	7	113	16.1	42	1
Leigh, Charles	3	4	-1.3	4	1
Morrison, Reece	2	40	20.0	29/1	1
Smith, Ralph	2	11	5.5	7	1
Browns	184	3,039	16.5	87	27
Opponents	213	2,447	11.5	56	19

INTERCEPTIONS	NO	YDS	AVG	LG	TD
Davis, Ben	8	162	20.3	44	0
Howell, Mike	6	55	9.2	24	0
Kellermann, Ernie	6	29	4.8	12	0
Barnes, Erich	3	64	21.3	40/1	1
Houston, Jim	3	11	3.7	7	0
Matheson, Bob	2	44	22.0	30	0
Glass, Bill	2	21	10.5	17/1	1
Lindsey, Dale	1	0	0.0	0	0
Garlington, John	1	0	0.0	0	0
Browns	32	386	12.1	44	2
Opponents	16	152	9.5	40	1

PUNTING	NO	YDS	AVG	IN20	TB	LG	BLK
Cockroft, Don	61	2,297	37.7	0	1	59	0
Collins, Gary	2	52	26.0	0	0	28	0
Browns	63	2,349	37.3	0	1	59	0
Opponents	60	2,392	39.9	0	4	70	0

PUNT RETURNS	NO	FC	YDS	AVG	LG	TD
Leigh, Charles	14	2	76	5.4	29	0
Davis, Ben	9	8	11	1.2	9	0
Kelly, Leroy	1	0	9	9.0	9	0
Copeland, Jim	0	0	0	0.0	0	0
McDonald, Tommy	0	1	0	0.0	0	0
Browns	24	11	96	4.0	29	0
Opponents	21	26	120	5.7	17	0

KICKOFF RETURNS	NO	YDS	AVG	LG	TD
Leigh, Charles	14	322	23.0	41	0
Ward, Carl	13	236	18.2	35	0
James, Nathaniel	8	166	20.8	43	0
Davis, Ben	8	152	19.0	33	0
Morrison, Reece	4	85	21.3	33	0
Kelly, Leroy	1	10	10.0	10	0
Smith, Ralph	1	3	3.0	3	0
Houston, Jim	1	0	0.0	0	0
Copeland, Jim	1	0	0.0	0	0
Andrews, Billy	1	0	0.0	0	0
Barnes, Erich	1	0	0.0	0	0
Howell, Mike	1	0	0.0	0	0
Browns	54	974	18.0	43	0
Opponents	64	1,412	22.1	80	0

FIELD GOALS	1-19	20-29	30-39	40-49	50+	TOT
Cockroft, Don	6/6	7/7	2/4	2/6	1/1	18/24
Browns	6/6	7/7	2/4	2/6	1/1	18/24
Opponents	3/3	4/6	3/7	4/8	0/2	14/26

* Led NFL



1969 [10-3-1]

COACH: Blanton Collier

TOP DRAFT CHOICE: FB Ron Johnson

1969 USUAL STARTING LINEUPS

OFFENSE		DEFENSE	
WR 42 Paul Warfield	LDE 88 Ron Snidow	LT 77 Dick Schafraht	LDT 71 Walter Johnson
LG 65 John DeMaria	RDT 84 Marvin Upshaw	C 54 Fred Hoaglin	69 Jim Kanicki
RG 66 Gene Hickerson	RDE 81 Jack Gregory	RT 73 Monte Clark	LLB 82 Jim Houston
RT 73 Monte Clark	MLB 51 Dale Lindsey	62 Joe Taffoni	56 Bob Matheson
TE 69 Milt Mann	RLB 50 John Garlington	83 Chip Glass	51 Dale Lindsey
WR 86 Gary Collins	LCB 40 Erich Barnes	QB 16 Bill Nelsen	RCB 29 Walt Sumner
RB 44 Leroy Kelly	LS 24 Ernie Kellermann	26 Reece Morrison	20 Fred Summers
RB 30 Ron Johnson	RS 34 Mike Howell	35 Bo Scott	

RADIO ANNOUNCERS:

Gib Shanley, Jim Graner (WVH 1420 AM)

DATE	RESULT	OPPONENT	ATT
09/21	W 27-20	at Philadelphia Eagles	60,658
09/28	W 27-23	Washington Redskins	82,581
10/05	L 21-28	Detroit Lions	82,933
10/12	W 27-17	at New Orleans Saints	71,274
10/18	W 42-31	Pittsburgh Steelers	84,078
10/26	T 21-21	St. Louis Cardinals	81,186
11/02	W 42-10	Dallas Cowboys	84,850
11/09	L 3-51	at Minnesota Vikings	47,700
11/16	W 24-3	Dallas Cowboys	47,670
11/23	W 28-17	New York Giants	80,595
11/30	W 28-24	at Chicago Bears	45,050
12/07	W 20-7	Green Bay Packers	82,137
12/14	W 27-21	at St. Louis Cardinals	44,924
12/21	L 14-27	New York Giants	62,966
12/28	W 38-14	at Dallas Cowboys	69,321
01/04	L 7-27	at Minnesota Vikings	47,900

PLAYOFF
NFL CHAMPIONSHIP

TEAM STATISTICS	BROWNS	OPPONENT
Total First Downs	250	257
Rushing	97	120
Passing	138	121
Penalty	15	16
Total Net Yards	4,428	4,420
Avg. Per Game	316.3	315.7
Total Plays	845	841
Avg. Per Play	5.2	5.3
Net Yards Rushing	1,788	1,956
Avg. Per Game	127.7	139.7
Total Rushes	447	417
Net Yards Passing	2,640	2,464
Avg. Per Game	188.6	176.0
Sacked/Yards Lost	20/190	37/323
Gross Yards	2,830	2,787
Attempts/Completions	378/199	387/202
Completion Pct.	52.6%	52.2%
Had Intercepted	21	19
Punts/Avg.	60/37.5	64/40.5
Net Punting Avg.	60/36.3	64/37.9
Penalties/Yards Lost	58/603	72/746
Fumbles/Ball Lost	25/14	32/22
Touchdowns	45	38
Rushing	17	18
Passing	24	19
Returns	4	1

SCORE BY PERIODS	1ST	2ND	3RD	4TH	OT	TOT
Browns	77	117	70	87	0	351
Opponents	41	91	38	130	9	300

SCORING	RU	PA	ST	DF	PAT	2RU	ZPA	FG	SAF	TP
Cockroft, Don	0	0	0	0	45/45	0	0	12/23	0	81
Collins, Gary	0	11	0	0	0/0	0	0	0/0	0	66
Kelly, Leroy	9	1	0	0	0/0	0	0	0/0	0	60

Warfield, Paul	0	10	0	0	0/0	0	0	0/0	0	60
Johnson, Ron	7	0	0	0	0/0	0	0	0/0	0	42
Glass, Chip	0	2	0	0	0/0	0	0	0/0	0	42
Johnson, W.	0	0	1	0	0/0	0	0	0/0	0	6
Barnes, Erich	0	0	1	0	0/0	0	0	0/0	0	6
Sumner, Walt	0	0	1	0	0/0	0	0	0/0	0	6
Morrison, R.	1	0	0	0	0/0	0	0	0/0	0	6
Kellermann, E.	0	0	1	0	0/0	0	0	0/0	0	6
Browns	17	24	0	4	45/45	0	0	12/23	0	351
Opponents	18	19	1	0	36/37	0	0	12/22	0	300

RUSHING	NO	YDS	AVG	LG	TD
Kelly, Leroy	196	817	4.2	31	9
Johnson, Ron	138	472	3.4	48†	7
Morrison, Reece	59	300	5.1	54	1
Scott, Bo	44	157	3.6	20	0
Nelsen, Bill	5	-11	-2.2	3	0
Morin, Milt	2	30	15.0	22	0
Warfield, Paul	2	23	11.5	16	0
Rhyme, Jerry	1	0	0.0	0	0
Browns	447	1,788	4.0	54	17
Opponents	417	1,956	4.7	57	18

RECEIVING	NO	YDS	AVG	LG	TD
Collins, Gary	54	786	14.6	48†	11
Warfield, Paul	42	886	21.1	82†	10
Morin, Milt	37	495	13.4	35	0
Johnson, Ron	24	164	6.8	18	0
Kelly, Leroy	20	267	13.4	36	1
Morrison, Reece	6	71	11.8	26	0
Scott, Bo	6	25	4.2	14	0
Glass, Chip	4	91	22.8	40	2
Jones, Dave	2	33	16.5	22	0
Hooker, Fay	2	-9	-10.5	12	0
Leigh, Charles	2	-4	-4.5	4	0
Browns	199	2,830	14.2	82†	24
Opponents	202	2,787	13.8	84†	19

INTERCEPTIONS	NO	YDS	AVG	LG	TD
Howell, Mike	6	21	3.5	11	0
Sumner, Walt	4	82	20.5	40†	1
Kellermann, Ernie	3	40	13.3	40†	1
Garlington, John	2	4	2.0	4	0
Barnes, Erich	1	55	55.0	55†	1
Gregory, Jack	1	12	12.0	12	0
Lindsey, Dale	1	3	3.0	3	0
Upshaw, Marvin	1	0	0.0	0	0
Browns	19	217	11.4	55†	3
Opponents	21	275	13.1	56	1

PUNTING	NO	YDS	AVG	IN20	TB	LG	BLK
Cockroft, Don	57	2,138	37.5	0	6	55	1
Collins, Gary	3	112	37.3	0	1	59	0
Browns	60	2,250	37.5	0	7	59	1
Opponents	64	2,593	40.5	0	0	58	0

PUNT RETURNS	NO	FC	YDS	AVG	LG	TD
Sumner, Walt	9	11	72	8.0	21	0
Morrison, Reece	11	3	49	4.5	15	0
Kelly, Leroy	7	0	28	4.0	13	0
Leigh, Charles	5	1	18	3.6	14	0
Browns	32	15	167	5.2	21	0
Opponents	20	21	72	3.6	55	0

KICKOFF RETURNS	NO	YDS	AVG	LG	TD
Scott, Bo	25	722	28.9	65	0
Morrison, Reece	9	155	17.2	31	0
Brown, Dean	2	45	22.5	24	0
Kelly, Leroy	2	26	13.0	14	0
Leigh, Charles	2	6	3.0	6	0
Johnson, Ron	1	31	31.0	31	0
Kanicki, Jim	1	0	0.0	0	0
Jenkins, Al	1	0	0.0	0	0
Matheson, Bob	1	0	0.0	0	0
Mitchell, Alvin	1	0	0.0	0	0
Howell, Mike	1	0	0.0	0	0
Browns	46	985	21.4	65	0
Opponents	56	1,166	20.8	48	0

FIELD GOALS	1-19	20-29	30-39	40-49	50+	TOT
Cockroft, Don	0/0	7/8	3/8	2/6	0/1	12/23
Browns	0/0	7/8	3/8	2/6	0/1	12/23
Opponents	2/3	4/5	5/6	1/6	0/2	12/22

PASSING	ATT	CMP	YDS	PCT	AV/AT	TD	TD%	INT	INT%	LG	TKLD	RATNG
Nelsen, Bill	352	190	2,743	54.0	7.79	23	6.5	19	5.4	82†	17/164	78.8
Kelly, Leroy	5	1	36	20.0	7.20	1	20.0	0	0.0	36†	0/0	96.7
Rhyme, Jerry	19	7	35	36.8	1.84	0	0.0	2	10.5	22	3/26	5.7
Morrison, Reece	1	1	16	100.0	16.00	0	0.0	0	0.0	16	0/0	118.8
Johnson, Ron	1	0	0	0.0	0.00	0	0.0	0	0.0	0	0/0	39.6
Browns	378	199	2,830	52.6	7.49	24	6.3	21	5.6	82†	20/190	75.2
Opponents	387	202	2,787	52.2	7.20	19	4.9	19	4.9	84†	37/323	71.5



1970 [7-7]

COACH: Blanton Collier
 TOP DRAFT CHOICE: QB Mike Phipps
 1970 USFL STARTING LINEUPS

OFFENSE		DEFENSE	
WR 43	F. Hooker, 85 H. Jones	LDE 88	Ron Snidow
LT 77	Dick Schaftrath	80	Joe Jones
LG 65	John DeMarie	LDT 71	Walter Johnson
C 54	Fred Hoaglin	RODT 72	Jerry Sherk
RG 66	Gene Hickerson	RDE 81	Jack Gregory
RT 62	Joe Taffoni	LLB 82	Jim Houston
TE 89	Milt Morin	50	John Garlington
83	Chip Glass	MLB 82	Jim Houston
WR 86	Gary Collins	56	Bob Matheson
85	Homer Jones	RLB 52	Billy Andrews
QB 16	Bill Nelsen	51	Dale Lindsey
15	Mike Phipps	LCB 40	Erich Barnes
RB 44	Leroy Kelly	RCB 29	Walt Summer
26	Reece Morrison	28	Ben Davis
RB 35	Bo Scott	LS 24	Ernie Kellermann
26	Reece Morrison	RS 34	Mike Hawell

RADIO ANNOUNCERS:
 Gib Shanley, Jim Graner (WHK 1420 AM)

DATE	RESULT	OPPONENT	ATT
09/21	W 31-21	New York Jets	85,703
09/27	L 31-34	at San Francisco 49ers	37,502
10/03	W 15-7	Pittsburgh Steelers	84,349
10/11	W 30-27	Cincinnati Bengals	83,520
10/18	L 24-41	Detroit Lions	83,577
10/25	W 28-0	at Miami Dolphins	75,313
11/01	L 10-27	San Diego Chargers	80,047
11/08	L 20-23	at Oakland Raiders	54,463
11/15	L 10-14	at Cincinnati Bengals	60,007
11/22	W 28-14	Houston Oilers	74,723
11/29	L 9-28	at Pittsburgh Steelers	50,214
12/07	W 21-10	at Houston Oilers	50,582
12/12	L 2-6	Dallas Cowboys	75,458
12/20	W 27-13	at Denver Broncos	51,001

TEAM STATISTICS	BROWNS	OPPONENT
Total First Downs	239	236
Rushing	84	104
Passing	134	120
Penalty	21	12
Total Net Yards	4,161	4,244
Avg. Per Game	297.2	303.1
Total Plays	870	844
Avg. Per Play	4.8	5.0
Net Yards Rushing	1,579	2,006
Avg. Per Game	112.8	143.3
Total Rushes	462	451
Net Yards Passing	2,582	2,238
Avg. Per Game	184.4	159.9
Sacked/Yards Lost	16/170	35/290
Gross Yards	2,752	2,528
Attempts/Completions	392/190	357/186
Completion Pct.	48.5%	52.1%
Had Intercepted	24	19
Punts/Avg.	71/42.6	66/42.4
Net Punting Avg.	71/41.4	66/38.9
Penalties/Yards Lost	65/634	88/871
Fumbles/Ball Lost	24/14	28/12
Touchdowns	35	32
Rushing	14	10
Passing	17	16
Returns	4	6

SCORE BY PERIODS	1ST	2ND	3RD	4TH	OT	TOT
Browns	54	92	85	55	0	286
Opponents	54	100	37	74	0	265

SCORING	RU	PA	ST	DF	PAT	2RU	2PA	FG	SAF	TP
Cockroft, Don	0	0	0	0	34/35	0	0	12/22	0	70
Scott, Bo	7	4	0	0	0/0	0	0	0/0	0	66
Kelly, Leroy	6	2	0	0	0/0	0	0	0/0	0	48
Collins, Gary	0	4	0	0	0/0	0	0	0/0	0	24
Jones, Homer	0	1	1	0	0/0	0	0	0/0	0	12
Glass, Chip	0	2	0	0	0/0	0	0	0/0	0	12

PASSING	ATT	CMP	YDS	PCT	AV/AT	TD	TD%	INT	INT%	LG	TKLD	RATNG
Nelsen, Bill	313	159	2,156	50.8	6.89	16	5.1	16	5.1	78t	8/79	68.9
Phipps, Mike	60	29	529	48.3	8.82	1	1.7	5	8.3	53t	7/86	49.9
Gault, Don	19	2	67	10.5	3.53	0	0.0	3	15.8	44	1/5	2.2
Browns	392	190	2,752	48.5	7.02	17	4.3	24	6.1	78t	16/170	60.7
Opponents	357	186	2,528	52.1	7.08	16	4.5	19	5.3	81t	35/290	67.8

RUSHING	NO	YDS	AVG	LG	TD
Kelly, Leroy	206	656	3.2	33t	6
Scott, Bo	151	625	4.1	63t	7
Morrison, Reece	73	175	2.4	18	0
Minnear, Randy	12	39	3.3	9	1
Phipps, Mike	11	94	8.5	26	0
Nelsen, Bill	7	-4	-0.6	2	0
Morin, Milt	1	2	2.0	2	0
Brown, Ken	1	-8	-8.0	-8	0
Browns	462	1,579	3.4	63t	14
Opponents	451	2,006	4.4	73	11

RECEIVING	NO	YDS	AVG	LG	TD
Scott, Bo	40	351	8.8	24	4
Morin, Milt	37	611	16.5	36	1
Hooker, Fair	28	490	17.5	69	2
Collins, Gary	26	351	13.5	28	4
Kelly, Leroy	24	311	13.0	55	2
Glass, Chip	19	403	21.2	78t	2
Jones, Homer	10	141	14.1	43t	1
Morrison, Reece	5	95	19.0	53t	1
Minnear, Randy	1	-1	-1.0	-1	0
Browns	190	2,752	14.5	78t	17
Opponents	186	2,528	13.6	81t	16

INTERCEPTIONS	NO	YDS	AVG	LG	TD
Barnes, Erich	5	85	17.0	38t	1
Summer, Walt	4	85	21.3	34	0
Lindsey, Dale	2	65	32.5	56t	1
Houston, Jim	1	25	25.0	25	0
Andrews, Billy	1	25	25.0	25t	1
Kellermann, Ernie	1	18	18.0	18	0
Matheson, Bob	1	11	11.0	11	0
Garlington, John	1	6	6.0	6	0
Johnson, Walter	1	4	4.0	4	0
Howell, Mike	1	0	0.0	0	0
Davis, Ben	1	0	0.0	0	0
Browns	19	324	17.1	56t	3
Opponents	24	399	16.6	62t	4

PUNTING	NO	YDS	AVG	IN20	TB	LG	BLK
Cockroft, Don	71	3,023	42.6	0	7	71	1
Browns	71	3,023	42.6	0	7	71	1
Opponents	66	2,801	42.4	0	3	65	0

PUNT RETURNS	NO	FC	YDS	AVG	LG	TD
Morrison, Reece	15	2	133	8.9	34	0
Summer, Walt	8	11	70	8.8	38	0
Schoen, Tom	8	1	18	2.3	7	0
Kelly, Leroy	2	0	15	7.5	12	0
Jenkins, Al	1	0	0	0.0	0	0
Jones, Dave	0	2	0	0.0	0	0
Browns	34	16	236	6.9	38	0
Opponents	23	28	83	3.6	33	0

KICKOFF RETURNS	NO	YDS	AVG	LG	TD
Jones, Homer	29	739	25.5	94t	1
Morrison, Reece	7	153	21.9	36	0
Brown, Ken	2	44	22.0	32	0
Matheson, Bob	2	21	10.5	14	0
Schoen, Tom	1	27	27.0	27	0
Righetti, Joe	1	17	17.0	17	0
Morin, Milt	1	0	0.0	0	0
Glass, Chip	1	0	0.0	0	0
Browns	44	1,001	22.8	94t	1
Opponents	39	956	24.5	91	0

FIELD GOALS	1-19	20-29	30-39	40-49	50+	TOT
Cockroft, Don	3/4	2/3	4/7	3/7	0/1	12/22
Browns	3/4	2/3	4/7	3/7	0/1	12/22
Opponents	2/2	1/4	5/7	3/7	3/6	14/26

YEAR-BY-YEAR
 Regular Season Results
 1970



1871 (9-5)

COACH: Nick Skorich

TOP DRAFT CHOICE: CB Clarence Scott

1971 USUAL STARTING LINEUPS

OFFENSE		DEFENSE	
WR 43 Fair Hooker	LDE 80 J. Jones, 88 R. Snidow	LT 77 Dick Schafrath	LDT 71 Walter Johnson
73 Doug Dieken	RDT 72 Jerry Sherk	LG 65 John DeMarie	RDE 81 Jack Gregory
C 54 Fred Hoaglin	LLB 82 Jim Houston	64 Jim Copeland	50 Jim Garlington
RG 66 Gene Hickerson	MLB 51 Dale Lindsey	RT 78 Bob McKay	82 Jim Houston
TE 89 Milt Morin	RLB 52 Billy Andrews	WR 86 Gary Collins	51 Dale Lindsey
	LCB 22 C. Scott, 20 F. Summers	25 Frank Pitts	RCB 28 B. Davis, 29 W. Sumner
QB 16 Bill Nelsen	LS 29 Walt Sumner	15 Mike Phipps	24 Ernie Kellermann
RB 44 Leroy Kelly	RS 34 M. Howell, 40 E. Barnes	RB 35 Bo Scott	

RADIO ANNOUNCERS:

Gib Shanley, Jim Graner (WHK 1420 AM)

DATE	RESULT	OPPONENT	ATT
09/19	W 31-0	Houston Oilers	73,387
09/26	W 14-13	at Baltimore Colts	56,837
10/04	L 20-34	Oakland Raiders	84,285
10/10	W 27-17	Pittsburgh Steelers	83,391
10/17	W 27-24	at Cincinnati Bengals	60,284
10/24	L 0-27	Denver Broncos	75,674
10/31	L 14-31	Atlanta Falcons	76,825
11/07	L 9-26	at Pittsburgh Steelers	50,202
11/14	L 7-13	at Kansas City Chiefs	50,388
11/21	W 27-7	New England Patriots	65,238
11/28	W 37-24	at Houston Oilers	37,921
12/05	W 31-27	Cincinnati Bengals	82,705
12/12	W 21-17	at New Orleans Saints	72,794
12/19	W 20-13	at Washington Redskins	53,041

PLAYOFF

12/26	L 3-20	Baltimore Colts	74,082
-------	--------	-----------------	--------

TEAM STATISTICS	BROWNS	OPPONENT
Total First Downs	231	232
Rushing	89	115
Passing	127	100
Penalty	15	17
Total Net Yards	3,857	4,194
Avg. Per Game	275.5	299.6
Total Plays	859	848
Avg. Per Play	4.5	4.9
Net Yards Rushing	1,558	2,227
Avg. Per Game	111.3	159.1
Total Rushes	461	484
Net Yards Passing	2,299	1,967
Avg. Per Game	164.2	140.5
Sacked/Yards Lost	22/222	25/203
Gross Yards	2,521	2,170
Attempts/Completions	376/188	339/156
Completion Pct.	50.0%	46.0%
Had Intercepted	27	24
Punts/Avg.	67/39.9	66/42.4
Net Punting Avg.	67/36.5	66/37.0
Penalties/Yards Lost	68/612	86/772
Fumbles/Ball Lost	29/18	31/16
Touchdowns	34	30
Rushing	19	14
Passing	14	12
Returns	1	4

SCORE BY PERIODS	1ST	2ND	3RD	4TH	OT	TOT
Browns	47	71	64	103	0	285
Opponents	51	120	23	79	0	273

SCORING	RU	PA	ST	DF	PAT	2RU	2PA	FG	SAF	TP
Cockroft, Don	0	0	0	0	34/34	0	0	0	15/28	0
Kelly, Leroy	18	2	0	0	0/0	0	0	0	0/0	0
Scott, Bo	9	1	0	0	0/0	0	0	0	0/0	0

Pitts, Frank	0	4	0	0	0/0	0	0	0/0	0	24
Collins, Gary	0	3	0	0	0/0	0	0	0/0	0	18
Morin, Milt	0	2	0	0	0/0	0	0	0/0	0	12
Glass, Chip	0	1	0	0	0/0	0	0	0/0	0	6
Johnson, W.	0	0	0	1	0/0	0	0	0/0	0	6
Hooker, Fair	0	1	0	0	0/0	0	0	0/0	0	6
Dieken, Doug	0	0	0	0	0/0	0	0	0/0	1	2
Browns	19	14	0	1	34/34	0	0	0	15/28	1
Opponents	14	12	4	0	30/30	0	0	0	21/31	0

RUSHING	NO	YDS	AVG	LG	TD
Kelly, Leroy	234	865	3.7	35	10
Scott, Bo	179	606	3.4	35	9
Nelsen, Bill	13	-18	-1.4	4	0
Brown, Ken	11	47	4.3	17	0
Cornell, Bo	11	12	1.1	6	0
Phipps, Mike	6	35	5.8	15	0
Morrison, Reece	5	-2	-0.4	4	0
Cockroft, Don	1	12	12.0	12	0
Morin, Milt	1	1	1.0	1	0
Browns	461	1,558	3.4	35	19
Opponents	484	2,227	4.6	86i	14

RECEIVING	NO	YDS	AVG	LG	TD
Hooker, Fair	45	649	14.4	48	1
Morin, Milt	40	581	14.5	31	2
Scott, Bo	30	233	7.8	35	1
Pitts, Frank	27	487	18.0	53t	4
Kelly, Leroy	25	252	10.1	29	2
Collins, Gary	15	231	15.4	29	3
Jones, Dave	4	66	16.5	21	0
Cornell, Bo	1	18	18.0	18	0
Glass, Chip	1	4	4.0	4t	1
Browns	188	2,521	13.4	53t	14
Opponents	156	2,170	13.9	53	12

INTERCEPTIONS	NO	YDS	AVG	LG	TD
Summar, Walt	5	35	7.0	25	0
Scott, Clarence	4	47	11.8	21	0
Andrews, Billy	3	34	11.3	19	0
Kellermann, Ernie	3	0	0.0	0	0
Howell, Mike	2	93	46.5	68	0
Lindsey, Dale	2	50	25.0	29	0
Davis, Ben	2	18	9.0	15	0
Sherk, Jerry	2	3	1.5	3	0
Garlington, John	1	0	0.0	0	0
Snidow, Ron	0	3	0.0	0	0
Browns	24	283	11.8	68	0
Opponents	27	453	16.8	66	2

PUNTING	NO	YDS	AVG	IN20	TB	LG	BLK
Cockroft, Don	62	2,508	40.5	0	2	59	2
Collins, Gary	5	162	32.4	0	0	42	0
Browns	67	2,670	39.9	0	2	59	2
Opponents	66	2,800	42.4	0	7	59	1

PUNT RETURNS	NO	FC	YDS	AVG	LG	TD
Kelly, Leroy	30	4	292	9.7	74	0
Jones, Dave	9	2	63	7.0	20	0
Kellermann, Ernie	1	0	4	4.0	4	0
Browns	40	6	359	9.0	74	0
Opponents	26	19	227	8.7	45	0

KICKOFF RETURNS	NO	YDS	AVG	LG	TD
Brown, Ken	15	330	22.0	35	0
Morrison, Reece	9	267	29.7	52	0
Pitts, Frank	9	238	26.4	35	0
Brown, Stan	7	157	22.4	32	0
Houston, Jim	1	21	21.0	21	0
Cornell, Bo	1	19	19.0	19	0
Dieken, Doug	1	16	16.0	16	0
Kelly, Leroy	1	11	11.0	11	0
Kellermann, Ernie	1	5	5.0	5	0
Glass, Chip	1	1	1.0	1	0
Browns	46	1,065	23.2	52	0
Opponents	55	1,252	22.8	58	0

FIELD GOALS	1-19	20-29	30-39	40-49	50+	TOT
Cockroft, Don	2/3	6/6	6/9	1/9	0/1	15/28
Browns	2/3	6/6	6/9	1/9	0/1	15/28
Opponents	6/7	9/11	4/8	2/4	0/1	21/31

PASSING	ATT	CMP	YDS	PCT	AV/AT	TD	TD%	INT	INT%	LG	TKLD	RATING
Nelsen, Bill	325	174	2,319	53.5	7.14	13	4.0	23	7.1	53t	22/222	60.3
Phipps, Mike	47	13	179	27.7	3.81	1	2.1	4	8.5	39	0/0	14.6
Kelly, Leroy	4	1	23	25.0	5.75	0	0.0	0	0.0	23	0/0	51.0
Browns	376	188	2,521	50.0	6.70	14	3.7	27	7.2	53t	22/222	54.2
Opponents	339	156	2,170	46.0	6.40	12	3.5	24	7.1	53	25/203	49.4



1972 [10-4]

COACH: Nick Skorich
 TOP DRAFT CHOICE: DB Thom Darden
 1972 USUAL STARTING LINEUPS

OFFENSE		DEFENSE	
WR 43	Fair Hooker	LOE 87	Rich Jackson
LT 73	Doug Dieken	81	Nick Roman
LG 66	Gene Hickerson	LOT 71	Walter Johnson
C 61	Bob DeMarco	RDT 72	Jerry Sherk
54	Fred Hoaglin	RDE 84	Bob Briggs
RG 65	John DeMarie	81	Nick Roman
68	Bob Pena	LLB 59	Charlie Hall
RT 78	Bob McKay	MLB 51	Dale Lindsey
65	John DeMarie	82	Jim Houston
TE 89	Milt Morin	RLB 52	Billy Andrews
WR 25	Frank Pitts	50	John Garlington
85	Paul Staroba	LCB 22	Clarence Scott
QB 15	Mike Phipps	RCB 28	Ben Davis
16	Bill Nelsen	SS 27	Thom Darden
RB 44	Leroy Kelly	34	Mike Howell
RB 35	Bo Scott	FS 29	Walt Sumner
		27	Thom Darden

RADIO ANNOUNCERS:
 Gib Shanley, Jim Graner (WHK 1420 AM)

DATE	RESULT	OPPONENT	ATT
09/17	L 10-26	Green Bay Packers	75,771
09/24	W 27-17	at Philadelphia Eagles	65,720
10/01	W 27-6	Cincinnati Bengals	81,564
10/08	L 7-31	Kansas City Chiefs	83,819
10/15	L 0-17	Chicago Bears	72,339
10/22	W 23-17	at Houston Oilers	38,113
10/29	W 27-20	at Denver Broncos	51,656
11/05	W 20-0	Houston Oilers	61,985
11/13	W 21-17	at San Diego Chargers	54,205
11/19	W 26-24	Pittsburgh Steelers	83,009
11/26	W 27-10	Buffalo Bills	70,104
12/03	L 0-30	at Pittsburgh Steelers	50,350
12/09	W 27-24	at Cincinnati Bengals	59,524
12/17	W 26-10	at New York Jets	62,614
		PLAYOFF	
12/24	L 14-20	at Miami Dolphins	78,186

TEAM STATISTICS	BROWNS	OPPONENT
Total First Downs	215	240
Rushing	102	130
Passing	101	89
Penalty	12	21
Total Net Yards	3,709	4,069
Avg. Per Game	264.9	290.6
Total Plays	817	868
Avg. Per Play	4.5	4.7
Net Yards Rushing	1,793	2,333
Avg. Per Game	128.1	166.6
Total Rushes	453	520
Net Yards Passing	1,916	1,736
Avg. Per Game	136.9	124.0
Sacked/Yards Lost	27/219	38/258
Gross Yards	2,135	1,994
Attempts/Completions	337/158	310/160
Completion Pct.	46.9%	51.6%
Had Intercepted	19	13
Punts/Avg.	81/43.2	74/40.9
Net Punting Avg.	81/38.8	74/38.0
Penalties/Yards Lost	57/536	63/557
Fumbles/Ball Lost	21/9	39/16
Touchdowns	29	27
Rushing	13	13
Passing	13	14
Returns	3	0

SCORE BY PERIODS	1ST	2ND	3RD	4TH	OT	TOT
Browns	39	95	46	88	0	268
Opponents	61	57	72	59	0	249

SCORING	RU	PA	ST	DF	PAT	2RU	2PA	FG	SAF	TP
Cockroft, Don	0	0	0	0	28/29	0	0	22/27	0	94

Pitts, Frank	0	8	0	0	0/0	0	0	0/0	0	48
Kelly, Leroy	4	1	0	0	0/0	0	0	0/0	0	30
Phipps, Mike	5	0	0	0	0/0	0	0	0/0	0	30
Hooker, Fair	0	2	0	0	0/0	0	0	0/0	0	12
Scout, Bo	2	0	0	0	0/0	0	0	0/0	0	12
Brown, Ken	2	0	0	0	0/0	0	0	0/0	0	12
Morin, Milt	0	1	0	0	0/0	0	0	0/0	0	6
Staroba, Paul	0	1	0	0	0/0	0	0	0/0	0	6
Briggs, Bob	0	0	0	1	0/0	0	0	0/0	0	6
Roman, Nick	0	0	0	1	0/0	0	0	0/0	0	6
Scott, Clarence	0	0	1	0	0/0	0	0	0/0	0	6
Browns	13	13	1	2	28/29	0	0	22/27	0	268
Opponents	13	14	0	0	27/27	0	0	20/29	0	249

RUSHING	NO	YDS	AVG	LG	TD
Kelly, Leroy	224	811	3.6	18	4
Scott, Bo	123	571	4.6	271	2
Phipps, Mike	60	256	4.3	18	5
Brown, Ken	32	114	3.6	14	2
Cornell, Bo	7	8	1.1	7	0
Pitts, Frank	3	29	9.7	13	0
Lefear, Billy	3	6	2.0	4	0
Nelsen, Bill	1	-2	-2.0	-2	0
Browns	453	1,793	4.0	271	13
Opponents	520	2,333	4.5	751	13

RECEIVING	NO	YDS	AVG	LG	TD
Pitts, Frank	36	620	17.2	80t	8
Hooker, Fair	32	441	13.8	43	2
Morin, Milt	30	540	18.0	36	1
Kelly, Leroy	23	204	8.9	28	1
Scott, Bo	23	172	7.5	30	0
Brown, Ken	5	64	12.8	19	0
Glass, Chip	5	61	12.2	24	0
Cornell, Bo	2	7	3.5	5	0
Staroba, Paul	1	19	19.0	19t	1
Richardson, Gloster	1	7	7.0	7	0
Browns	158	2,135	13.5	80t	13
Opponents	160	1,994	12.5	80t	14

INTERCEPTIONS	NO	YDS	AVG	LG	TD
Darden, Thom	3	64	21.3	20	0
Davis, Berl	3	10	3.3	10	0
Roman, Nick	1	36	36.0	36t	1
Briggs, Bob	1	16	16.0	16	0
Hall, Charlie	1	12	12.0	12	0
Garlington, John	1	10	10.0	10	0
Andrews, Billy	1	4	4.0	4	0
Johnson, Walter	1	1	1.0	1	0
Howell, Mike	1	1	1.0	1	0
Browns	13	154	11.8	36t	1
Opponents	19	145	7.6	35	0

PUNTING	NO	YDS	AVG	IN20	TB	LG	BLK
Cockroft, Don	81	3,498	43.2	0	4	65	0
Browns	81	3,498	43.2	0	4	65	0
Opponents	74	3,023	40.9	0	7	60	0

PUNT RETURNS	NO	FC	YDS	AVG	LG	TD
Majors, Bobby	16	6	96	6.0	41	0
Darden, Thom	15	7	71	4.7	37	0
Kelly, Leroy	5	3	40	8.0	14	0
Sumner, Walt	1	2	14	14.0	14	0
Browns	37	18	221	6.0	41	0
Opponents	46	21	357	7.8	60	0

KICKOFF RETURNS	NO	YDS	AVG	LG	TD
Brown, Ken	20	473	23.6	47	0
Majors, Bobby	10	222	22.2	40	0
Lefear, Billy	6	138	23.0	29	0
Morrison, Reece	3	67	22.3	32	0
Johnson, Walter	2	33	16.5	24	0
Browns	41	933	22.8	47	0
Opponents	50	1,198	24.0	66	0

FIELD GOALS	1-19	20-29	30-39	40-49	50+	TOT
Cockroft, Don	5/5	7/8	7/8	2/5	1/1	22/27
Browns	5/5	7/8	7/8	2/5	1/1	22/27
Opponents	6/7	2/5	7/9	5/7	0/1	20/29

PASSING	ATT	CMP	YDS	PCT	AV/AT	TD	TD%	INT	INT%	LG	TKLD	RATNG
Phipps, Mike	305	144	1,994	47.2	6.54	13	4.3	16	5.2	80t	23/183	61.0
Nelsen, Bill	31	14	141	45.2	4.55	0	0.0	3	9.7	26	3/29	19.1
Kelly, Leroy	1	0	0	0.0	0.00	0	0.0	0	0.0	0	1/7	39.6
Browns	337	158	2,135	46.9	6.34	13	3.9	19	5.6	80t	27/219	56.9
Opponents	310	160	1,994	51.6	6.43	14	4.5	13	4.2	80t	38/258	69.5



1973 [7-5-2]

COACH: Nick Skorich

TOP DRAFT CHOICE: WR Steve Holden

1973 USUAL STARTING LINEUPS

OFFENSE		DEFENSE	
WR 43 Fair Hooker	LDE 80 Joe Jones	LT 42 Gloster Richardson	LDL 71 Walter Johnson
LT 73 Doug Dieken	RDT 72 Jerry Sherk	LG 66 Gene Hickerson	RDE 81 Nick Roman
C 61 Bob DeMarco	LLB 59 Charlie Hall	CB 64 Jim Copeland	MLB 60 Bob Babich
RG 65 John DeMarie	52 Billy Andrews	RT 78 Bob McKay	RLB 50 John Garlington
TE 89 Milt Morin	LCB 22 Clarence Scott	83 Chip Glass	RCB 28 Ben Davis
WR 25 Frank Pitts	23 Clifford Brooks	42 Gloster Richardson	SS 29 Walt Sumner
QB 15 Mike Phipps	21 Van Green	RB 44 L. Kelly, 26 B. Lefear	FS 27 Thom Darden
RB 30 Ken Brown	21 Van Green		

RADIO ANNOUNCERS:

Gib Shanley, Jim Graner (WHK 1420 AM)

DATE	RESULT	OPPONENT	ATT
09/16	W 24-14	Baltimore Colts	74,303
09/23	L 6-33	at Pittsburgh Steelers	49,396
09/30	W 12-10	New York Giants	76,065
10/07	W 17-10	Cincinnati Bengals	70,805
10/15	L 9-17	Miami Dolphins	72,070
10/21	W 42-13	Houston Oilers	61,146
10/28	T 16-16	San Diego Chargers	68,244
11/04	L 3-26	at Minnesota Vikings	45,590
11/11	W 23-13	at Houston Oilers	37,230
11/18	W 7-3	at Oakland Raiders	47,388
11/25	W 21-16	Pittsburgh Steelers	67,773
12/02	T 20-20	at Kansas City Chiefs	70,296
12/09	L 17-34	at Cincinnati Bengals	58,266
12/16	L 17-30	at Los Angeles Rams	73,948

TEAM STATISTICS	BROWNS	OPPONENT
Total First Downs	200	196
Rushing	107	102
Passing	79	79
Penalty	14	15
3rd Down: Made/Att	61/190	62/205
3rd Down Pct.	32.1%	30.2%
Total Net Yards	3,341	3,827
Avg. Per Game	238.6	273.4
Total Plays	859	854
Avg. Per Play	3.9	4.5
Net Yards Rushing	1,968	2,091
Avg. Per Game	140.6	149.4
Total Rushes	506	513
Net Yards Passing	1,373	1,736
Avg. Per Game	98.1	124.0
Sacked/Yards Lost	45/368	29/248
Gross Yards	1,741	1,984
Attempts/Completions	308/152	312/144
Completion Pct.	49.4%	46.2%
Had Intercepted	20	12
Punts/Avg.	82/40.5	78/40.4
Net Punting Avg.	82/37.1	78/36.4
Penalties/Yards Lost	70/620	79/738
Fumbles/Ball Lost	34/17	21/9
Touchdowns	24	24
Rushing	12	7
Passing	10	16
Returns	2	1

SCORE BY PERIODS	1ST	2ND	3RD	4TH	OT	TOT
Browns	58	63	46	67	0	234
Opponents	50	76	69	60	0	255

SCORING	RU	PA	ST	DF	PAT	2RU	2PA	FG	SAF	TP
Cockroft, Don	0	0	0	0	24/24	0	0	22/31	0	90
Pruitt, Greg	4	1	0	0	0/0	0	0	0/0	0	30
Phipps, Mike	5	0	0	0	0/0	0	0	0/0	0	30

PASSING	ATT	CMP	YDS	PCT	AV/AT	TD	TD%	INT	INT%	LG	TKLD	RATING
Phipps, Mike	299	148	1,719	49.5	5.75	9	3.0	20	6.7	51t	44/362	49.4
Horn, Don	8	4	22	50.0	2.75	1	12.5	0	0.0	12	1/6	95.8
Pruitt, Greg	1	0	0	0.0	0.00	0	0.0	0	0.0	0	0/0	39.6
Browns	308	152	1,741	49.4	5.65	10	3.2	20	6.5	51t	45/368	50.5
Opponents	312	144	1,984	46.2	6.36	16	5.1	12	3.8	70t	29/248	68.1

Pitts, Frank	0	4	0	0	0/0	0	0	0/0	0	24
Kelly, Leroy	3	0	0	0	0/0	0	0	0/0	0	18
Hooker, Fair	0	2	0	0	0/0	0	0	0/0	0	12
Morin, Milt	0	1	0	0	0/0	0	0	0/0	0	6
Richardson, G.	0	1	0	0	0/0	0	0	0/0	0	6
Scott, Bo	0	1	0	0	0/0	0	0	0/0	0	6
Scott, C.	0	0	0	1	0/0	0	0	0/0	0	6
Green, Van	0	0	0	1	0/0	0	0	0/0	0	6
Browns	12	10	0	2	24/24	0	0	22/31	0	234
Opponents	7	16	1	0	24/24	0	0	29/46	0	255

RUSHING	NO	YDS	AVG	LG	TD
Brown, Ken	161	537	3.3	17	0
Kelly, Leroy	132	389	2.9	19	3
Pruitt, Greg	61	369	6.0	65t	4
Phipps, Mike	60	395	6.6	27	5
Scott, Bo	34	79	2.3	20	0
McKinnis, Hugh	28	77	2.8	12	0
Lefear, Billy	26	135	5.2	43	0
Richardson, Gloster	3	-10	-3.3	4	0
Cockroft, Don	1	-3	-3.0	-3	0
Browns	506	1,968	3.9	65t	12
Opponents	513	2,091	4.1	70	7

RECEIVING	NO	YDS	AVG	LG	TD
Pitts, Frank	31	317	10.2	26t	4
Morin, Milt	26	417	16.0	51t	1
Brown, Ken	22	187	8.5	46	0
Hooker, Fair	18	196	10.9	26	2
Kelly, Leroy	15	180	12.0	36	0
Richardson, Gloster	12	175	14.6	32	1
Pruitt, Greg	9	110	12.2	42	1
Scott, Bo	6	23	3.8	9	1
Lefear, Billy	5	38	7.6	13	0
Holden, Steve	3	27	9.0	17	0
McKinnis, Hugh	3	11	3.7	12	0
Glass, Chip	2	60	30.0	47	0
Browns	152	1,741	11.5	51t	10
Opponents	144	1,984	13.8	70t	16

INTERCEPTIONS	NO	YDS	AVG	LG	TD
Scott, Clarence	5	71	14.2	45t	1
Davis, Ben	2	33	16.5	20	0
Sumner, Walt	2	4	2.0	4	0
Babich, Bob	1	48	48.0	48	0
Darden, Thom	1	36	36.0	36	0
Garlington, John	1	10	10.0	10	0
Browns	12	202	16.8	48	1
Opponents	20	271	13.6	39	0

PUNTING	NO	YDS	AVG	IN20	TB	LG	BLK
Cockroft, Don	82	3,321	40.5	0	3	71	1
Browns	82	3,321	40.5	0	3	71	1
Opponents	78	3,151	40.4	0	5	63	0

PUNT RETURNS	NO	FC	YDS	AVG	LG	TD
Pruitt, Greg	16	3	180	11.3	46	0
Darden, Thom	9	10	51	5.7	11	0
Lefear, Billy	7	2	51	7.3	19	0
Holden, Steve	2	0	19	9.5	19	0
Kelly, Leroy	1	0	7	7.0	7	0
Hall, Charlie	1	0	0	0.0	0	0
Browns	36	15	308	8.6	46	0
Opponents	44	19	280	6.4	48	0

KICKOFF RETURNS	NO	YDS	AVG	LG	TD
Pruitt, Greg	16	453	28.3	54	0
Lefear, Billy	15	337	22.5	59	0
Holden, Steve	8	172	21.5	29	0
Long, Mel	6	87	14.5	38	0
Romaniszyn, Jim	2	21	10.5	16	0
Dieken, Doug	2	14	7.0	9	0
Browns	49	1,084	22.1	59	0
Opponents	48	1,165	24.3	58	0

FIELD GOALS	1-19	20-29	30-39	40-49	50+	TOT
Cockroft, Don	4/4	7/8	4/7	7/11	0/1	22/31
Browns	4/4	7/8	4/7	7/11	0/1	22/31
Opponents	11/11	8/9	4/9	6/15	0/2	29/46

YEAR-BY-YEAR
Regular Season Results
1973

1974 (4-10)

YEAR-BY-YEAR

COACH: Nick Skorich
TOP DRAFT CHOICE: OT Billy Corbett
1974 USUAL STARTING LINEUPS

OFFENSE		DEFENSE	
WR 43	F. Hooker, 83 J. Dunbar	LDE 81	Nick Roman
LT 73	Doug Dieken	74	Carl Barisich
LG 69	P. Adams, 78 B. McKay	LDT 71	Walter Johnson
C 61	Bob DeMarco	RDT 72	Jerry Stark
RG 65	John DeMarie	RDE 66	Mike Seifert
62	Glan Holloway	81	Nick Roman
RT 79	Gerry Sullivan	LLB 59	Charlie Hall
78	Bob McKay	MLB 60	Bob Babich
TE 89	Milt Morin	RLB 50	John Garlington
84	Jim Thaxton	LCB 22	Clarence Scott
WR 88	Steve Holden	RCB 21	Van Green
42	Gloster Richardson	23	Clifford Brooks
OB 15	M. Phipps, 17 B. Sipe	SS 21	Van Green
RB 30	K. Brown, 34 G. Pruitt	29	Walt Summer
RB 34	Greg Pruitt	FS 27	Thom Darden
37	Hugh McKinnis	28	Eddie Brown

RADIO ANNOUNCERS:
 Gib Shanley, Jim Graner (WHK 1420 AM)

DATE	RESULT	OPPONENT	ATT
09/15	L 7-33	at Cincinnati Bengals	53,113
09/22	W 20-7	Houston Oilers	58,988
09/29	L 7-29	at St. Louis Cardinals	43,472
10/06	L 24-40	Oakland Raiders	65,247
10/13	L 24-34	Cincinnati Bengals	70,897
10/20	L 16-20	at Pittsburgh Steelers	46,100
10/27	W 23-21	Denver Broncos	60,478
11/03	L 35-36	at San Diego Chargers	36,631
11/10	W 21-14	at New England Patriots	61,279
11/17	L 16-26	Pittsburgh Steelers	77,739
11/24	L 10-15	Buffalo Bills	66,504
12/01	W 7-0	San Francisco 49ers	24,559
12/07	L 17-41	at Dallas Cowboys	48,754
12/15	L 24-28	at Houston Oilers	37,910

TEAM STATISTICS	BROWNS	OPPONENT
Total First Downs	223	247
Rushing	104	126
Passing	92	95
Penalty	27	26
3rd Down: Made/Att	67/196	74/193
3rd Down Pct.	34.2%	38.3%
Total Net Yards	3,651	4,440
Avg. Per Game	260.8	317.1
Total Plays	876	890
Avg. Per Play	4.2	5.0
Net Yards Rushing	1,924	2,415
Avg. Per Game	137.4	172.5
Total Rushes	461	555
Net Yards Passing	1,727	2,025
Avg. Per Game	123.4	144.6
Sacked/Yards Lost	48/402	28/234
Gross Yards	2,129	2,259
Attempts/Completions	367/179	308/139
Completion Pct.	48.8%	45.1%
Had Intercepted	24	24
Points/Avg.	90/40.5	76/38.0
Net Punting Avg.	90/32.6	76/31.1
Penalties/Yards Lost	78/767	81/731
Fumbles/Ball Lost	34/15	31/16
Touchdowns	30	43
Rushing	14	17
Passing	12	22
Returns	4	4

SCORE BY PERIODS	1ST	2ND	3RD	4TH	OT	TOT
Browns	61	60	57	73	0	251
Opponents	62	103	116	63	0	344

SCORING	RU	PA	ST	DF	PAT	2RU	2PA	FG	SAF	TP
Cockroft, Don	0	0	0	0	29/30	0	0	14/16	0	71
Brown, Ken	4	2	0	0	0/0	0	0	0/0	0	36
Pruitt, Greg	3	1	1	0	0/0	0	0	0/0	0	30

Sipe, Brian	4	0	0	0	0/0	0	0	0/0	0	24
Morin, Milt	0	3	0	0	0/0	0	0	0/0	0	18
Holden, Steve	0	3	0	0	0/0	0	0	0/0	0	18
Richardson, G.	0	2	0	0	0/0	0	0	0/0	0	12
McKinnis, H.	2	0	0	0	0/0	0	0	0/0	0	12
Hall, Charlie	0	0	0	1	0/0	0	0	0/0	0	6
Hooker, Fair	0	1	0	0	0/0	0	0	0/0	0	6
Darden, Thom	0	0	0	1	0/0	0	0	0/0	0	6
Green, Van	0	0	0	1	0/0	0	0	0/0	0	6
Phipps, Mike	1	0	0	0	0/0	0	0	0/0	0	6
Browns	14	12	1	3	29/30	0	0	14/16	0	251
Opponents	17	22	4	0	38/43	0	0	14/23	3	344

RUSHING	NO	YDS	AVG	LG	TD
Pruitt, Greg	126	540	4.3	54	3
Brown, Ken	125	458	3.7	27	4
McKinnis, Hugh	124	519	4.2	44t	2
Phipps, Mike	39	279	7.2	19	1
Scott, Bo	23	86	3.7	20	0
Sipe, Brian	16	44	2.8	17	4
Lefear, Billy	6	2	0.3	4	0
Holden, Steve	1	6	6.0	6	0
Thaxton, Jim	1	-10	-10.0	-10	0
Browns	461	1,924	4.2	54	14
Opponents	555	2,415	4.4	54	17

RECEIVING	NO	YDS	AVG	LG	TD
McKinnis, Hugh	32	258	8.1	95	0
Holden, Steve	30	452	15.1	53	3
Brown, Ken	29	194	6.7	19	2
Morin, Milt	27	330	12.2	32	3
Pruitt, Greg	21	274	13.0	43	1
Richardson, Gloster	9	266	29.6	60t	2
Scott, Bo	7	22	3.1	13	0
Dunbar, Jubilee	6	74	12.3	25	0
Sullivan, Dave	5	92	18.4	37	0
Thaxton, Jim	4	71	17.8	34	0
Hooker, Fair	4	48	12.0	17	1
Lefear, Billy	4	21	5.3	8	0
Green, Van	1	27	27.0	27	0
Browns	179	2,129	11.9	60t	12
Opponents	139	2,259	16.3	75t	22

INTERCEPTIONS	NO	YDS	AVG	LG	TD
Darden, Thom	8	105	13.1	31	0
Scott, Clarence	4	42	10.5	25	0
Hall, Charlie	3	54	18.0	29t	1
Green, Van	2	56	28.0	36t	1
Garlington, John	2	33	16.5	28	0
Brown, Eddie	2	24	12.0	24	0
Andrews, Billy	1	18	18.0	18	0
Babich, Bob	1	4	4.0	4	0
Thaxton, Jim	1	0	0.0	0	0
Browns	24	336	14.0	36t	2
Opponents	24	423	17.6	59	1

PUNTING	NO	YDS	AVG	IN20	TB	LG	BLK
Cockroft, Don	90	3,643	40.5	0	11	64	0
Browns	90	3,643	40.5	0	11	64	0
Opponents	76	2,885	38.0	0	3	56	0

PUNT RETURNS	NO	FC	YDS	AVG	LG	TD
Pruitt, Greg	27	0	349	12.9	72	0
Darden, Thom	21	0	173	8.2	45	0
Lefear, Billy	2	0	1	0.5	1	0
Brown, Eddie	2	1	0	0.0	0	0
Browns	52	1	523	10.1	72	0
Opponents	68	5	705	10.4	62t	1

KICKOFF RETURNS	NO	YDS	AVG	LG	TD
Lefear, Billy	26	574	22.1	41	0
Pruitt, Greg	22	606	27.5	88t	1
Brown, Eddie	6	138	23.0	36	0
Romaniszyn, Jim	5	48	9.6	17	0
Brown, Ken	1	9	9.0	9	0
Browns	60	1,375	22.9	88t	1
Opponents	55	1,043	24.5	94t	1

FIELD GOALS	1-19	20-29	30-39	40-49	50+	TOT
Cockroft, Don	1/1	7/7	3/3	3/4	0/1	14/16
Browns	1/1	7/7	3/3	3/4	0/1	14/16
Opponents	1/1	3/3	6/7	4/8	0/4	14/23

PASSING	ATT	CMP	YDS	PCT	AV/AT	TD	TD%	INT	INT%	LG	TKLD	RATNG
Phipps, Mike	256	117	1,384	45.7	5.41	9	3.5	17	6.6	55	33/280	46.7
Sipe, Brian	108	59	603	54.6	5.58	1	0.9	7	6.5	37	15/122	47.0
Pruitt, Greg	2	2	115	100.0	57.50	2	100.0	0	0.0	60t	0/0	158.3
Cockroft, Don	1	1	27	100.0	27.00	0	0.0	0	0.0	27	0/0	118.8
Browns	367	179	2,129	48.8	5.80	12	3.3	24	6.5	60t	48/402	50.6
Opponents	308	139	2,259	45.1	7.33	22	7.1	24	7.8	75t	28/234	61.6



CLEVELAND BROWNS 2008 MEDIA GUIDE

1975 [3-11]

COACH: Forrest Gregg
TOP DRAFT CHOICE: DE Mack Mitchell

1975 USUAL STARTING LINEUPS

OFFENSE		DEFENSE	
WR 33 Reggie Rucker	LDE 77 Ron East	LT 73 Doug Dieken	LDT 71 Walter Johnson
LG 67 Chuck Hutchison	RDE 72 Jerry Sherk	C 54 Tom DeLeone	74 Carl Barisich
RG 78 Bob McKay	LLB 59 Charlie Hall	65 John DeMarie	RDE 70 Mack Mitchell
88 Robert E. Jackson	MLB 52 Dick Ambrose	78 Bob McKay	60 Bob Babich
RT 79 Gerry Sullivan	60 Bob Babich	63 Barry Darrow	50 John Garlington
TE 81 O. Roan, 89 M. Morin	RCB 22 Tony Peters	WR 88 S. Holden, 80 W. Miller	60 Bob Babich
QB 15 M. Phipps, 17 B. Sipe	SS 24 P. Athas, 21 V. Green	RB 34 Greg Pruitt	LCB 22 Clarence Scott
RB 39 Billy Pritchett	FS 42 N. Craig, 21 V. Green	37 Hugh McKinnis	RCB 20 Tony Peters

RADIO ANNOUNCERS:
 Gib Shanley, Jim Mueller (WHK 1420 AM)

DATE	RESULT	OPPONENT	ATT
09/21	L 17-24	at Cincinnati Bengals	52,874
09/28	L 10-42	Minnesota Vikings	68,064
10/05	L 6-42	Pittsburgh Steelers	73,595
10/12	L 10-40	Houston Oilers	46,531
10/19	L 15-16	at Denver Broncos	52,580
10/26	L 7-23	Washington Redskins	56,702
11/02	L 7-21	at Baltimore Colts	35,235
11/09	L 10-21	at Detroit Lions	75,283
11/16	L 17-38	at Oakland Raiders	50,461
11/23	W 35-23	Cincinnati Bengals	56,427
11/30	W 17-16	New Orleans Saints	44,753
12/07	L 17-31	at Pittsburgh Steelers	47,962
12/14	W 40-14	Kansas City Chiefs	44,368
12/21	L 10-21	at Houston Oilers	43,770

TEAM STATISTICS

	BROWNS	OPPONENT
Total First Downs	247	274
Rushing	109	124
Passing	114	125
Penalty	24	25
3rd Down: Made/Att	78/210	96/213
3rd Down Pct.	37.1%	45.1%
Total Net Yards	3,807	4,621
Avg. Per Game	271.9	330.1
Total Plays	915	939
Avg. Per Play	4.2	4.9
Net Yards Rushing	1,850	2,032
Avg. Per Game	132.1	145.1
Total Rushes	440	544
Net Yards Passing	1,957	2,589
Avg. Per Game	139.8	184.9
Sacked/Yards Lost	38/340	34/300
Gross Yards	2,297	2,889
Attempts/Completions	437/220	361/202
Completion Pct.	50.3%	56.0%
Had Intercepted	23	10
Punts/Avg.	82/40.5	73/38.5
Net Punting Avg.	82/34.7	73/34.5
Penalties/Yards Lost	85/851	88/729
Fumbles/Ball Lost	35/14	26/16
Touchdowns	24	48
Rushing	14	21
Passing	7	25
Returns	3	2

SCORE BY PERIODS	1ST	2ND	3RD	4TH	OT	TOT
Browns	32	42	59	85	0	218
Opponents	92	119	60	101	0	372

SCORING	RU	PA	ST	DF	PAT	2RU	2PA	FG	SAF	TP
Cockroft, Don	0	0	0	0	21/24	0	0	17/23	0	72
Pruitt, Greg	8	1	0	0	0/0	0	0	0/0	0	54
McKinnis, H.	4	0	0	0	0/0	0	0	0/0	0	24
Roan, Oscar	0	3	0	0	0/0	0	0	0/0	0	18
Rucker, Reggie	0	0	0	0	0/0	0	0	0/0	0	15
Miller, Willie	0	0	1	0	0/0	0	0	0/0	0	6
Hall, Charlie	0	0	0	1	0/0	0	0	0/0	0	6
Hill, Jim	0	0	0	1	0/0	0	0	0/0	0	6
Brown, Ken	1	0	0	0	0/0	0	0	0/0	0	6
Miller, Cleo	1	0	0	0	0/0	0	0	0/0	0	6

PASSING	ATT	CMP	YDS	PCT	AV/AT	TD	TD%	INT	INT%	LG	TKLD	RATING
Phipps, Mike	313	162	1,749	51.8	5.59	4	1.3	19	6.1	48	28/261	47.5
Sipe, Brian	88	45	427	51.1	4.85	1	1.1	3	3.4	22	8/58	54.5
Cureton, Will	32	10	95	31.3	2.97	1	3.1	1	3.1	16	2/21	38.0
Miller, Willie	1	1	26	100.0	26.00	1	100.0	0	0.0	26t	0/0	158.3
Cockroft, Don	2	2	2	100.0	1.00	0	0.0	0	0.0	1	0/0	79.2
Hynoski, Henry	1	0	0	0.0	0.00	0	0.0	0	0.0	0	0/0	39.6
Browns	437	220	2,299	50.3	5.26	7	1.6	23	5.3	48	38/340	49.4
Opponents	361	202	2,889	56.0	8.00	25	6.9	10	2.8	75t	34/300	93.6

East, Ron	0	0	0	0	0/0	0	0	0/0	1	2
Browns	14	7	1	2	21/24	0	0	17/23	1	218
Opponents	21	25	2	0	45/48	0	0	13/21	0	372

RUSHING	NO	YDS	AVG	LG	TD
Pruitt, Greg	217	1,067	4.9	50	8
Pritchett, Billy	75	199	2.7	19	0
McKinnis, Hugh	71	259	3.6	14	4
Phipps, Mike	18	70	3.9	12	0
Paole, Larry	17	114	6.7	26	0
Brown, Ken	16	45	2.8	8	1
Sipe, Brian	9	60	6.7	21	0
Hynoski, Henry	7	38	5.4	11	0
Miller, Cleo	6	3	0.5	6	1
Holden, Steve	2	-4	-2.0	0	0
Cureton, Will	1	1	1.0	1	0
Miller, Willie	1	-2	-2.0	0	0
Browns	440	1,850	4.2	50	14
Opponents	544	2,032	3.7	41	21

RECEIVING	NO	YDS	AVG	LG	TD
Rucker, Reggie	60	770	12.8	40t	3
Pruitt, Greg	44	299	6.8	48	1
Roan, Oscar	41	463	11.3	31	3
Holden, Steve	21	320	15.2	28	0
McKinnis, Hugh	17	155	9.1	20	0
Pritchett, Billy	16	109	6.8	18	0
Miller, Willie	7	57	8.1	17	0
Hynoski, Henry	4	31	7.8	15	0
Brown, Ken	2	23	11.5	17	0
Miller, Cleo	2	20	10.0	10	0
Morin, Milt	1	19	19.0	19	0
Lefear, Billy	1	14	14.0	14	0
Parris, Gary	1	12	12.0	12	0
Paole, Larry	1	5	5.0	5	0
Craig, Neal	1	1	1.0	1	0
Green, Van	1	-1	-1.0	-1	0
Browns	220	2,297	10.4	48	7
Opponents	202	2,889	14.3	75t	25

INTERCEPTIONS	NO	YDS	AVG	LG	TD
Hill, Charlie	2	28	14.0	19	0
Scott, Clarence	2	4	2.0	4	0
Hill, Jim	1	56	56.0	56t	1
Graf, Dave	1	19	19.0	19	0
Pitts, John	1	0	0.0	0	0
Craig, Neal	1	0	0.0	0	0
Green, Van	1	0	0.0	0	0
Peters, Tamy	1	0	0.0	0	0
Browns	10	107	10.7	56t	1
Opponents	23	340	14.8	67t	1

PUNTING	NO	YDS	AVG	IN20	TB	LG	BLK
Cockroft, Don	82	3,317	40.5	0	7	67	1
Browns	82	3,317	40.5	0	7	67	1
Opponents	73	2,810	38.5	0	8	57	1

PUNT RETURNS	NO	FC	YDS	AVG	LG	TD
Pruitt, Greg	13	1	130	10.0	30	0
Miller, Willie	10	0	47	4.7	23	0
Athas, Pete	5	2	36	7.2	16	0
Paole, Larry	6	0	35	5.8	11	0
Hynoski, Henry	2	0	16	8.0	9	0
Brown, Eddie	2	0	16	8.0	9	0
Lefear, Billy	1	0	14	14.0	14	0
Green, Van	1	0	0	0.0	0	0
Browns	40	3	294	7.3	30	0
Opponents	45	15	469	10.4	48	0

KICKOFF RETURNS	NO	YDS	AVG	LG	TD
Pruitt, Greg	14	302	21.6	40	0
Lefear, Billy	13	412	31.7	92	0
Hynoski, Henry	8	194	24.3	37	0
Brown, Ken	7	126	18.0	29	0
Brown, Eddie	6	126	21.0	27	0
Athas, Pete	6	95	15.8	23	0
Miller, Willie	4	94	23.5	38	0
Miller, Cleo	3	70	23.3	31	0
McKinnis, Hugh	3	39	13.0	16	0
Paole, Larry	2	65	32.5	40	0
Ambrose, Dick	1	3	3.0	3	0
Browns	67	1,526	22.8	92	0
Opponents	48	1,278	26.6	81t	1

FIELD GOALS	1-19	20-29	30-39	40-49	50+	TOT
Cockroft, Don	1/1	7/9	4/6	5/5	0/2	17/23
Browns	1/1	7/9	4/6	5/5	0/2	17/23
Opponents	0/0	6/8	3/5	3/6	1/2	13/23

YEAR-BY-YEAR
 Regular Season Results
 1975

1978 (9-5)

COACH: Forrest Gregg

TOP DRAFT CHOICE: HB Mike Pruitt

1976 USUAL STARTING LINEUPS

OFFENSE		DEFENSE	
WR 42 Paul Warfield	LDE 64 Joe Jones	LDT 71 Walter Johnson	
LT 73 Doug Dieken	RDT 72 Jerry Sherk	RDE 70 Mack Mitchell	
LG 69 Pete Adams	74 Mike St. Clair	LLB 59 Charlie Hall	
65 Henry Sheppard	MLB 60 Bob Babich	52 Dick Ambrose	
C 54 Tom DeLeone	RLB 86 Gerald Irons	LCB 22 Clarence Scott	
RG 68 Robert E. Jackson	RCB 28 R. Bolton, 20 T. Peters	SS 49 N. Craig, 24 T. Brown	
RT 63 Barry Darrow	FS 27 Thom Darden		
TE 81 O. Roan, 84 G. Parris			
WR 33 Reggie Rucker			
QB 17 B. Sipe, 15 M. Phipps			
RB 34 G. Pruitt, 35 L. Poole			
RB 30 C. Miller, 43 M. Pruitt			

RADIO ANNOUNCERS:

Gib Shanley, Jim Mueller (WHK 1420 AM)

DATE	RESULT	OPPONENT	ATT
09/12	W 38-17	New York Jets	67,496
09/19	L 14-31	at Pittsburgh Steelers	49,169
09/26	L 13-44	at Denver Broncos	62,775
10/03	L 24-45	Cincinnati Bengals	75,817
10/10	W 18-16	Pittsburgh Steelers	76,411
10/17	W 20-17	at Atlanta Falcons	33,364
10/24	W 21-17	San Diego Chargers	60,018
10/31	L 6-21	at Cincinnati Bengals	54,776
11/07	W 21-7	at Houston Oilers	39,828
11/14	W 24-3	Philadelphia Eagles	62,120
11/21	W 24-7	at Tampa Bay Buccaneers	36,930
11/28	W 17-13	Miami Dolphins	74,715
12/05	W 13-10	Houston Oilers	56,025
12/12	L 14-39	at Kansas City Chiefs	34,340

TEAM STATISTICS	BROWNS	OPPONENT
Total First Downs	259	244
Rushing	119	109
Passing	111	111
Penalty	29	24
3rd Down: Made/Att	89/202	76/188
3rd Down Pct.	44.1%	40.4%
Total Net Yards	4,542	3,793
Avg. Per Game	324.4	270.9
Total Plays	925	865
Avg. Per Play	4.9	4.4
Net Yards Rushing	2,295	1,761
Avg. Per Game	163.9	125.8
Total Rushes	533	445
Net Yards Passing	2,247	2,032
Avg. Per Game	160.5	145.1
Sacked/Yards Lost	19/152	30/321
Gross Yards	2,399	2,353
Attempts/Completions	373/209	392/225
Completion Pct.	56.0%	57.4%
Had Intercepted	15	21
Punts/Avg.	86/39.1	71/37.3
Net Punting Avg.	66/31.2	71/32.1
Penalties/Yards Lost	107/1,037	89/711
Fumbles/Ball Lost	46/22	24/11
Touchdowns	32	37
Rushing	9	15
Passing	21	18
Returns	2	4

SCORE BY PERIODS	1ST	2ND	3RD	4TH	OT	TOT
Browns	53	92	56	66	0	267
Opponents	62	83	66	76	0	287

SCORING	RU	PA	ST	DF	PAT	2RU	2PA	FG	SAF	TP
Cockroft, Don	0	0	0	0	27/30	0	0	15/28	0	72
Rucker, Reggie	0	8	0	0	0/0	0	0	0/0	0	48
Warfield, Paul	0	6	0	0	0/0	0	0	0/0	0	36
Pruitt, Greg	4	1	0	0	0/0	0	0	0/0	0	30
Roan, Oscar	0	4	0	0	0/0	0	0	0/0	0	24
Miller, Cleo	4	0	0	0	0/0	0	0	0/0	0	24
Holden, Steve	0	1	0	0	0/0	0	0	0/0	0	6
Jones, Joe	0	0	0	1	0/0	0	0	0/0	0	6

Poole, Larry	1	0	0	0	0/0	0	0	0/0	0	6
Duncan, Brian	0	1	0	0	0/0	0	0	0/0	0	6
Bolton, Ron	0	0	0	1	0/0	0	0	0/0	0	6
Johnson, Walter	0	0	0	0	0/0	0	0	0/0	1	2
Sipe, Brian	0	0	0	0	1/1	0	0	0/0	0	1
Team, Stat	0	0	0	0	0/1	0	0	0/0	0	0
Browns	9	21	0	2	28/32	0	0	15/28	1	267
Opponents	15	18	4	0	32/37	0	0	11/19	0	287

RUSHING	NO	YDS	AVG	LG	TD
Pruitt, Greg	209	1,000	4.8	64	4
Miller, Cleo	153	613	4.0	21	4
Poole, Larry	78	356	4.5	26	1
Pruitt, Mike	52	138	2.7	18	0
Sipe, Brian	18	71	3.9	17	0
Duncan, Brian	11	44	4.0	11	0
Mays, Dave	5	14	2.8	6	0
Phipps, Mike	4	26	6.5	24	0
Rucker, Reggie	2	30	15.0	27	0
Warfield, Paul	1	3	3.0	3	0
Browns	533	2,295	4.3	64	9
Opponents	445	1,761	4.0	59	15

RECEIVING	NO	YDS	AVG	LG	TD
Rucker, Reggie	49	676	13.8	45	8
Pruitt, Greg	45	341	7.6	27	1
Warfield, Paul	38	613	16.1	37	6
Miller, Cleo	16	145	9.1	38	0
Roan, Oscar	15	174	11.6	23	4
Poole, Larry	14	70	5.0	21	0
Holden, Steve	8	128	16.0	26	1
Pruitt, Mike	8	26	3.3	15	0
Duncan, Brian	6	49	8.2	17	1
Logan, Dave	5	104	20.8	52	0
Parris, Gary	5	73	14.6	15	0
Browns	209	2,399	11.5	52	21
Opponents	225	2,353	10.5	69	18

INTERCEPTIONS	NO	YDS	AVG	LG	TD
Darden, Thom	7	73	10.4	21	0
Scott, Clarence	4	11	2.8	5	0
Bolton, Ron	3	76	25.3	39	1
Babich, Bob	2	29	14.5	21	0
Brown, Terry	1	24	24.0	24	0
Hall, Charlie	1	12	12.0	12	0
Craig, Neal	1	8	8.0	8	0
Irons, Gerald	1	1	1.0	1	0
Sherk, Jerry	1	0	0.0	0	0
Browns	21	234	11.1	39	1
Opponents	15	123	8.2	34	0

PUNTING	NO	YDS	AVG	IN20	TB	LG	BLK
Cockroft, Don	64	2,487	38.9	8	4	51	3
Mays, Dave	2	91	45.5	1	0	54	0
Browns	66	2,578	39.1	9	4	54	3
Opponents	71	2,650	37.3	14	0	59	0

PUNT RETURNS	NO	FC	YDS	AVG	LG	TD
Holden, Steve	31	2	205	6.6	38	0
Feacher, Ricky	14	1	142	10.1	49	0
Miller, Willie	5	0	22	4.4	8	0
Browns	50	3	369	7.4	49	0
Opponents	45	8	517	11.5	73	2

KICKOFF RETURNS	NO	YDS	AVG	LG	TD
Holden, Steve	19	461	24.3	44	0
Feacher, Ricky	14	311	22.2	33	0
Duncan, Brian	6	145	24.2	27	0
Pruitt, Mike	6	106	17.7	30	0
Poole, Larry	3	62	20.7	21	0
Pruitt, Greg	1	27	27.0	27	0
Miller, Cleo	1	23	23.0	23	0
Jackson, Robert E.	1	16	16.0	16	0
Ambrose, Dick	1	16	16.0	16	0
Graf, Dave	1	15	15.0	15	0
Miller, Willie	1	0	0.0	0	0
Browns	54	1,182	21.9	44	0
Opponents	57	1,347	23.6	57	1

FIELD GOALS	1-19	20-29	30-39	40-49	50+	TOT
Cockroft, Don	2/2	3/6	5/6	4/11	1/3	15/28
Browns	2/2	3/6	5/6	4/11	1/3	15/28
Opponents	0/0	2/4	4/6	5/9	0/0	11/19

PASSING	ATT	CMP	YDS	PCT	AV/AT	TD	TD%	INT	INT%	LG	TKLD	RATNG
Sipe, Brian	312	178	2,113	57.1	6.77	17	5.4	14	4.5	52	16/142	77.3
Phipps, Mike	37	20	146	54.1	3.95	3	8.1	0	0.0	23	1/6	90.6
Mays, Dave	20	9	101	45.0	5.05	0	0.0	1	5.0	21	2/4	39.8
Pruitt, Greg	3	2	39	66.7	13.00	1	33.3	0	0.0	29	0/0	149.3
Cockroft, Don	1	0	0	0.0	0.00	0	0.0	0	0.0	0	0/0	39.6
Browns	373	209	2,399	56.0	6.43	21	5.6	15	4.0	52	19/152	77.6
Opponents	392	225	2,353	57.4	6.00	18	4.6	21	5.4	69	32/321	67.9



1977 (6-8)

COACH: Forrest Gregg/Dick Modzelewski
TOP DRAFT CHOICE: LB Robert L. Jackson

1977 USUAL STARTING LINEUPS

OFFENSE		DEFENSE	
WR 85	Dave Logan	LDE 64	Joe Jones
42	Paul Warfield	LDT 66	Earl Edwards
LT 73	Doug Dieken	RDT 78	M. Sims, 72 Jerry Shek
LG 65	Henry Sheppard	RDE 74	Mike St. Clair
C 54	Tom DeLeone	70	Mack Mitchell
RG 68	Robert E. Jackson	LLB 59	Charlie Hall
RT 63	Barry Darrow	MLB 52	Dick Ambrose
TE 81	O. Roan, 84 G. Parris	RLB 86	Gerald Irons
WR 33	Reggie Rucker	LCB 22	Clarence Scott
QB 17	Brian Sipe	RCB 21	Oliver Davis
RB 34	Greg Pruitt	SS 20	Tony Peters
RB 30	Cleo Miller	FS 27	Thom Darden

RADIO ANNOUNCERS:

Gib Shanley, Jim Mueller (WHK 1420 AM)

DATE	RESULT	OPPONENT	ATT
09/18	W 13-3	at Cincinnati Bengals	52,847
09/26	W 30-27	New England Patriots (OT)	76,418
10/02	L 14-28	Pittsburgh Steelers	80,588
10/09	L 10-26	Oakland Raiders	80,236
10/16	W 24-23	at Houston Oilers	47,888
10/23	W 27-16	at Buffalo Bills	60,905
10/30	W 44-7	Kansas City Chiefs	60,381
11/06	L 7-10	Cincinnati Bengals	81,932
11/13	L 31-35	at Pittsburgh Steelers	47,055
11/20	W 21-7	at New York Giants	72,576
11/27	L 0-9	Los Angeles Rams	70,352
12/04	L 14-37	at San Diego Chargers	37,312
12/11	L 15-19	Houston Oilers	30,898
12/18	L 19-20	at Seattle Seahawks	61,583

TEAM STATISTICS	BROWNS	OPPONENT
Total First Downs	271	261
Rushing	119	113
Passing	119	116
Penalty	33	32
3rd Down: Made/Att	76/188	74/186
3rd Down Pct.	40.4%	39.8%
Total Net Yards	4,375	4,115
Avg. Per Game	312.5	293.9
Total Plays	911	889
Avg. Per Play	4.8	4.6
Net Yards Rushing	2,200	2,098
Avg. Per Game	157.1	149.9
Total Rushes	510	524
Net Yards Passing	2,175	2,017
Avg. Per Game	155.4	144.1
Sacked/Yards Lost	24/199	27/281
Gross Yards	2,374	2,298
Attempts/Completions	377/208	340/184
Completion Pct.	55.2%	54.1%
Had Intercepted	31	23
Punts/Avg.	62/39.0	70/37.7
Net Punting Avg.	62/30.0	70/33.1
Penalties/Yards Lost	125/1,046	117/979
Fumbles/Ball Lost	34/22	32/16
Touchdowns	31	32
Rushing	9	14
Passing	19	15
Returns	3	3
Avg. Time Of Possession	30:13	29:47

SCORE BY PERIODS	1ST	2ND	3RD	4TH	OT	TOT
Browns	63	77	40	86	3	269
Opponents	68	100	38	61	0	267

SCORING	RU	PA	ST	DF	PAT	2RU	2PA	FG	SAF	TP
Cockroft, Don	0	0	0	0	30/31	0	0	17/23	0	81
Miller, Cleo	4	1	0	0	0/0	0	0	0/0	0	30
Parris, Gary	0	5	0	0	0/0	0	0	0/0	0	30
Poole, Larry	1	3	0	0	0/0	0	0	0/0	0	24
Pruitt, Greg	3	1	0	0	0/0	0	0	0/0	0	24
Rucker, Reggie	0	2	0	0	0/0	0	0	0/0	0	12
Warfield, Paul	0	2	0	0	0/0	0	0	0/0	0	12
Roan, Oscar	0	2	0	0	0/0	0	0	0/0	0	12
Pruitt, Mike	1	0	0	0	0/0	0	0	0/0	0	6

Luck, Terry	0	1	0	0	0/0	0	0	0/0	0	6
Logan, Dave	0	1	0	0	0/0	0	0	0/0	0	6
Darden, Thom	0	0	0	1	0/0	0	0	0/0	0	6
Scott, C.	0	0	0	1	0/0	0	0	0/0	0	6
Irons, Gerald	0	0	0	1	0/0	0	0	0/0	0	6
Duncan, Brian	0	1	0	0	0/0	0	0	0/0	0	6
Sherk, Jerry	0	0	0	0	0/0	0	0	0/0	1	2
Browns	9	19	0	3	30/31	0	0	0	17/23	1 269
Opponents	14	15	3	0	27/32	0	0	0	16/22	0 267

RUSHING	NO	YDS	AVG	LG	TD
Pruitt, Greg	236	1,086	4.6	78t	3
Miller, Cleo	163	756	4.6	38	4
Pruitt, Mike	47	205	4.4	21	1
Poole, Larry	38	118	3.1	12t	1
Sipe, Brian	10	14	1.4	9	0
Duncan, Brian	5	16	3.2	10	0
Mays, Dave	4	2	0.5	2	0
Luck, Terry	3	-2	-0.7	1	0
Rucker, Reggie	2	6	3.0	3	0
Warfield, Paul	1	2	2.0	2	0
Coleman, Greg	1	-3	-3.0	-3	0
Browns	510	2,200	4.3	78t	9
Opponents	524	2,098	4.0	41	14

RECEIVING	NO	YDS	AVG	LG	TD
Miller, Cleo	41	291	7.1	28	1
Pruitt, Greg	37	471	12.7	60	1
Rucker, Reggie	36	565	15.7	40	2
Parris, Gary	21	213	10.1	26t	5
Logan, Dave	19	284	14.9	42	1
Warfield, Paul	18	251	13.9	52t	2
Poole, Larry	17	137	8.1	21	3
Roan, Oscar	13	136	10.5	27	2
Pruitt, Mike	3	12	4.0	6	0
Craig, Reggie	1	5	5.0	5	0
Duncan, Brian	1	5	5.0	5t	1
Luck, Terry	1	4	4.0	4t	1
Browns	208	2,374	11.4	60	19
Opponents	184	2,298	12.5	67t	14

INTERCEPTIONS	NO	YDS	AVG	LG	TD
Darden, Thom	6	107	17.8	49	1
Irons, Gerald	3	99	33.0	53t	1
Scott, Clarence	3	72	24.0	49t	1
Davis, Oliver	3	71	23.7	32	0
Bolton, Ron	3	50	16.7	43	0
Peters, Tony	2	29	14.5	25	0
Hall, Charlie	1	2	2.0	2	0
Jones, Joe	1	0	0.0	0	0
Woolsey, Rolly	1	0	0.0	0	0
Browns	23	430	18.7	53t	3
Opponents	31	343	11.1	53	0

PUNTING	NO	YDS	AVG	IN20	TB	LG	BLK
Coleman, Greg	61	2,389	39.2	21	2	58	0
Cockroft, Don	1	30	30.0	0	1	30	0
Browns	62	2,419	39.0	21	3	58	0
Opponents	70	2,641	37.7	16	5	67	0

PUNT RETURNS	NO	FC	YDS	AVG	LG	TD
Woolsey, Rolly	32	3	290	9.1	44	0
Payton, Edward	3	0	17	5.7	16	0
Feacher, Ricky	2	0	15	7.5	15	0
Craig, Reggie	1	0	0	0.0	0	0
Browns	38	3	322	8.5	44	0
Opponents	31	1	558	18.0	91t	3

KICKOFF RETURNS	NO	YDS	AVG	LG	TD
Duncan, Brian	15	298	19.9	36	0
Feacher, Ricky	11	219	19.9	26	0
Williams, Lawrence	8	199	24.9	32	0
Pruitt, Mike	6	131	21.8	31	0
Ellis, Ken	5	80	16.0	30	0
Payton, Edward	4	91	22.8	34	0
Jackson, Robert E.	1	21	21.0	21	0
Ambrose, Dick	1	20	20.0	20	0
Babich, Bob	1	14	14.0	14	0
Woolsey, Rolly	1	2	2.0	2	0
Browns	53	1,075	20.3	36	0
Opponents	50	886	19.7	45	0

FIELD GOALS	1-19	20-29	30-39	40-49	50+	TOT
Cockroft, Don	0/0	6/6	6/8	5/9	0/0	17/23
Browns	0/0	6/6	6/8	5/9	0/0	17/23
Opponents	1/1	6/6	7/9	2/5	0/1	16/22

PASSING	ATT	CMP	YDS	PCT	AV/AT	TD	TD%	INT	INT%	LG	TKLD	RATING
Sipe, Brian	195	112	1,233	57.4	6.32	9	4.6	14	7.2	52t	16/114	61.8
Mays, Dave	121	67	797	55.4	6.59	6	5.0	10	8.3	60	6/67	57.8
Luck, Terry	50	25	316	50.0	6.32	1	2.0	7	14.0	33	1/8	37.2
Pruitt, Greg	9	4	28	44.4	3.11	3	33.3	0	0.0	13	1/10	91.7
Logan, Dave	2	0	0	0.0	0.00	0	0.0	0	0.0	0	0/0	39.6
Browns	377	208	2,374	55.2	6.30	19	5.0	31	8.2	60	24/199	56.8
Opponents	340	184	2,298	54.1	6.76	15	4.4	23	6.8	67t	31/281	61.9

YEAR-BY-YEAR
Regular Season Results
1977



1978 (8-0)

COACH: Sam Rutigliano

TOP DRAFT CHOICE: LB Clay Matthews
1978 USUAL STARTING LINEUPS

OFFENSE

WR 85	Dave Logan	LDE 74	Mike St. Clair
LT 73	Ouag Dieket	LDT 66	Earl Edwards
LG 65	Henry Sheppard	RDT 72	Jerry Sheek
C 54	Tom DeLeone	RDE 70	M. Mitchell, 64 J. Jones
RG 68	Robert E. Jackson	LOLB 99	Charlie Hall
RT 63	Barry Darrow	MLB 62	Dick Ambrose
TE 82	Ozzie Newsome	ROLB 86	Gerald Irons
WR 33	Reggie Rucker	57	Clay Matthews
QB 17	Brian Sipe	LCB 22	C. Scott, 28 R. Bolton
FB 43	Mike Pruitt	RCB 21	Oliver Davis
30	Clea Miller	SS 20	Tony Peters
RB 34	Greg Pruitt	FS 27	Thom Darden

RADIO ANNOUNCERS:

Gib Shanley, Jim Mueller (WHK 1420 AM)

DATE	RESULT	OPPONENT	ATT
09/03	W 24-7	San Francisco 49ers	68,973
09/10	W 13-10	Cincinnati Bengals (OT)	72,691
09/17	W 24-16	at Atlanta Falcons	56,648
09/24	L 9-15	at Pittsburgh Steelers (OT)	49,573
10/01	L 13-16	Houston Oilers	72,776
10/08	W 24-16	at New Orleans Saints	50,158
10/15	L 14-34	Pittsburgh Steelers	81,302
10/22	L 3-17	at Kansas City Chiefs	41,157
10/29	W 41-20	Buffalo Bills	51,409
11/05	L 10-14	at Houston Oilers	45,827
11/12	L 7-19	Denver Broncos	70,856
11/19	W 45-24	at Baltimore Colts	45,341
11/26	W 30-19	Los Angeles Rams	55,158
12/03	L 7-47	at Seattle Seahawks	62,262
12/10	W 37-34	New York Jets (OT)	36,881
12/17	L 16-48	at Cincinnati Bengals	46,985

TEAM STATISTICS	BROWNS	OPPONENT
Total First Downs	233	329
Rushing	123	117
Passing	130	174
Penalty	30	38
3rd Down: Made/Att	85/217	96/230
3rd Down Pct.	39.2%	41.7%
Total Net Yards	5,347	5,352
Avg. Per Game	334.2	334.5
Total Plays	1,036	1,083
Avg. Per Play	5.2	4.9
Net Yards Rushing	2,488	2,149
Avg. Per Game	155.5	134.3
Total Rushes	559	563
Net Yards Passing	2,859	3,203
Avg. Per Game	178.7	200.2
Sacked/Yards Lost	35/278	31/232
Gross Yards	3,137	3,435
Attempts/Completions	442/236	489/265
Completion Pct.	53.4%	54.2%
Had Intercepted	21	27
Punts/Avd.	79/39.1	82/38.4
Net Punting Yards	79/34.5	82/34.5
Penalties/Yards Lost	127/1,165	131/1,110
Fumbles/Ball Lost	50/29	35/18
Touchdowns	40	42
Rushing	17	19
Passing	22	20
Returns	1	3
Avg. Time Of Possession	30:06	29:54

SCORE BY PERIODS	1ST	2ND	3RD	4TH	OT	TOT
Browns	50	115	85	78	6	334
Opponents	46	99	60	145	6	356

SCORING	RU	PA	ST	DF	PAT	2RU	2PA	FG	SAP	TF	
Cockroft, Don	0	0	0	0	37/40	0	0	0	19/28	0	94
Rucker, Reggie	0	8	0	0	0/0	0	0	0	0/0	0	48
Hill, Calvin	1	6	0	0	0/0	0	0	0	0/0	0	42

PASSING	ATT	CMP	YDS	PCT	AV/AT	TD	TD%	INT	INT%	LG	TKLD	RATNG
Sipe, Brian	399	222	2,906	55.6	7.28	21	5.3	15	3.8	69t	29/229	80.7
Miller, Mark	39	13	212	33.3	5.44	1	2.6	4	10.3	44	5/47	21.5
Evans, Johnny	1	1	19	100.0	19.00	0	0.0	0	0.0	0	0/0	118.8
Pruitt, Greg	3	0	0	0.0	0.00	0	0.0	2	66.7	0	0/0	0.0
Hill, Calvin	0	0	0	0.0	0.00	0	0.0	0	0.0	0	1/2	39.6
Browns	442	236	3,137	53.4	7.10	22	5.0	21	4.8	69t	35/278	72.9
Opponents	489	265	3,435	54.2	7.02	20	4.1	27	5.5	72t	31/232	67.1

Pruitt, Mike	5	0	0	0	0/0	0	0	0/0	0	30
Pruitt, Greg	3	2	0	0	0/0	0	0	0/0	0	30
Logan, Dave	0	4	0	0	0/0	0	0	0/0	0	24
Newsome, Ozzie	2	2	0	0	0/0	0	0	0/0	0	24
Sipe, Brian	3	0	0	0	0/0	0	0	0/0	0	18
Miller, Cleo	1	0	0	0	0/0	0	0	0/0	0	6
Collins, Larry	1	0	0	0	0/0	0	0	0/0	0	6
Davis, Oliver	0	0	0	1	0/0	0	0	0/0	0	6
Miller, Mark	1	0	0	0	0/0	0	0	0/0	0	6
Browns	17	22	0	1	37/40	0	0	19/28	0	334
Opponents	19	20	3	0	36/41	0	0	22/29	1	356

RUSHING	NO	YDS	AVG	LG	TD
Pruitt, Greg	176	960	5.5	70t	3
Pruitt, Mike	135	560	4.1	71t	5
Miller, Cleo	89	336	3.8	18	1
Hill, Calvin	80	289	3.6	21	1
Sipe, Brian	28	87	3.1	35	3
Collins, Larry	22	64	2.9	19	1
Newsome, Ozzie	13	96	7.4	33t	2
Miller, Mark	7	63	9.0	17	1
Sullivan, Tom	5	7	1.4	5	0
Rucker, Reggie	2	14	7.0	9	0
Evans, Johnny	2	12	6.0	12	0
Browns	559	2,488	4.5	71t	17
Opponents	563	2,149	3.8	39	19

RECEIVING	NO	YDS	AVG	LG	TD
Rucker, Reggie	43	893	20.8	69t	8
Newsome, Ozzie	38	589	15.5	47	2
Pruitt, Greg	38	292	7.7	26t	2
Logan, Dave	37	585	15.9	44	4
Hill, Calvin	25	334	13.4	53t	6
Miller, Cleo	20	152	7.6	23	0
Pruitt, Mike	20	112	5.6	15	0
Wright, Keith	8	76	9.5	20	0
Feacher, Ricky	4	76	19.0	42	0
Sullivan, Tom	1	20	20.0	20	0
Parris, Gary	1	4	4.0	4	0
Collins, Larry	1	4	4.0	4	0
Browns	236	3,137	13.3	69t	22
Opponents	265	3,435	13.0	72t	20

INTERCEPTIONS	NO	YDS	AVG	LG	TD
Darden, Thom	10*	200	20.0	46	0
Davis, Oliver	6	65	10.8	33	1
Scott, Clarence	3	15	5.0	7	0
Ambrose, Dick	2	46	23.0	39	0
Irons, Gerald	2	9	4.5	9	0
Peters, Tony	2	7	3.5	7	0
Hall, Charlie	1	6	6.0	6	0
Matthews, Clay	1	5	5.0	5	0
Browns	27	353	13.1	46	1
Opponents	21	343	16.3	65	2

PUNTING	NO	YDS	AVG	IN20	TB	LG	BLK
Evans, Johnny	79	3,089	39.1	16	8	65	0
Browns	79	3,089	39.1	16	8	65	0
Opponents	82	3,146	38.4	14	9	66	0

PUNT RETURNS	NO	FC	YDS	AVG	LG	TD
Wright, Keith	37	16	288	7.8	42	0
Newsome, Ozzie	2	1	29	14.5	24	0
Browns	39	17	317	8.1	42	0
Opponents	41	5	366	8.9	39	0

KICKOFF RETURNS	NO	YDS	AVG	LG	TD
Collins, Larry	32	709	22.2	41	0
Wright, Keith	30	789	26.3	86	0
Sullivan, Tom	4	90	22.5	27	0
Rich, Randy	2	43	21.5	24	0
Pruitt, Greg	1	31	31.0	31	0
Jackson, Robert E.	1	19	19.0	19	0
Miller, Cleo	1	15	15.0	15	0
Rucker, Reggie	1	1	1.0	1	0
Browns	72	1,697	23.6	86	0
Opponents	72	1,469	20.4	95t	1

FIELD GOALS	1-19	20-29	30-39	40-49	50+	TOT
Cockroft, Don	1/2	6/7	2/5	10/12	0/2	19/28
Browns	1/2	6/7	2/5	10/12	0/2	19/28
Opponents	2/2	9/9	5/10	6/8	0/0	22/29

* Led NFL

YEAR-BY-YEAR
Regular Season Results
1978



1979 [9-7]

COACH: Sam Rutigliano
TOP DRAFT CHOICE: WR Willis Adams

1979 USUAL STARTING LINEUPS

OFFENSE		DEFENSE	
WR #5 Dave Logan	LDE 77 Lyle Alzado	LDT 78 Mickey Sims	RDT 72 Jerry Sherk
LT 73 Doug Dieken	ROE 81 Jack Gregory	MLB 59 Charlie Hall	MLB 52 Dick Ambrose
LG 63 Cody Risien	ROLB 57 Clay Matthews	LCB 28 Ron Bolton	RCB 21 Oliver Davis
C 54 Tom DeLeone	SS 22 Clarence Scott	FS 27 Thom Darden	
RG 68 Robert E. Jackson			
RT 65 Henry Sheppard			
TE 82 Ozzie Newsome			
WR 33 Reggie Rucker			
QB 17 Brian Sipe			
FB 43 Mike Pruitt			
RB 35 C. Hill, 34 G. Pruitt			

RADIO ANNOUNCERS:
 Gib Shanley, Jim Mueller (WHK 1420 AM)

DATE	RESULT	OPPONENT	ATT
09/02	W 25-22	at New York Jets (OT)	48,472
09/09	W 27-24	at Kansas City Chiefs	42,181
09/16	W 13-10	Baltimore Colts	73,889
09/24	W 26-7	Dallas Cowboys	80,123
09/30	L 10-31	at Houston Oilers	49,915
10/07	L 35-51	Pittsburgh Steelers	81,260
10/14	L 9-13	Washington Redskins	63,323
10/21	W 28-27	Cincinnati Bengals	75,119
10/28	W 39-20	at St. Louis Cardinals	47,845
11/04	W 24-19	at Philadelphia Eagles	69,019
11/11	L 24-29	Seattle Seahawks	72,440
11/18	W 30-24	Miami Dolphins (OT)	80,374
11/25	L 30-33	at Pittsburgh Steelers (OT)	48,773
12/02	W 14-7	Houston Oilers	69,112
12/09	L 14-19	at Oakland Raiders	52,641
12/16	L 12-16	at Cincinnati Bengals	42,183

TEAM STATISTICS	BROWNS	OPPONENT
Total First Downs	350	307
Rushing	125	136
Passing	189	158
Penalty	36	13
3rd Down: Made/Att	99/222	105/240
3rd Down Pct.	44.6%	43.8%
Total Net Yards	5,772	5,650
Avg. Per Game	360.8	353.1
Total Plays	1,092	1,076
Avg. Per Play	5.3	5.3
Net Yards Rushing	2,281	2,604
Avg. Per Game	142.6	162.8
Total Rushes	504	577
Net Yards Passing	3,491	3,046
Avg. Per Game	218.2	190.4
Sacked/Yards Lost	43/347	31/243
Gross Yards	3,838	3,289
Attempts/Completions	545/289	468/271
Completion Pct.	53.0%	57.9%
Had Intercepted	27	16
Punts/Avg.	69/41.2	80/41.4
Net Punting Yards	69/35.8	80/37.1
Penalties/Yards Lost	82/709	118/1,018
Fumbles/Ball Lost	29/17	39/16
Touchdowns	45	42
Rushing	16	25
Passing	28	14
Returns	1	3
Avg. Time Of Possession	29:29	30:31

SCORE BY PERIODS	1ST	2ND	3RD	4TH	OT	TOT
Browns	91	66	78	115	9	359
Opponents	94	81	80	114	3	352

SCORING	RU	PA	ST	DF	PAT	2RU	2PA	FG	SAF	TP
Cockroft, Don	0	0	0	0	38/43	0	0	17/29	0	89
Pruitt, Mike	9	2	0	0	0/0	0	0	0/0	0	66
Newsome, O.	0	9	0	0	0/0	0	0	0/0	0	54
Logan, Dave	0	7	0	0	0/0	0	0	0/0	0	42
Rucker, Reggie	0	6	0	0	0/0	0	0	0/0	0	36
Hill, Calvin	1	2	0	0	0/0	0	0	0/0	0	18
Moriarty, Pat	2	0	0	0	0/0	0	0	0/0	0	12

Sipe, Brian	2	0	0	0	0/0	0	0	0/0	0	12
Feacher, Ricky	0	1	0	0	0/0	0	0	0/0	0	6
Pruitt, Greg	0	1	0	0	0/0	0	0	0/0	0	6
Miller, Cleo	1	0	0	0	0/0	0	0	0/0	0	6
Darden, Thom	0	0	0	1	0/0	0	0	0/0	0	6
Hill, Dino	1	0	0	0	0/0	0	0	0/0	0	6
Team, Stat	0	0	0	0	0/1	0	0	0/0	0	0
Browns	16	28	0	1	38/44	0	0	17/29	0	359
Opponents	25	14	3	0	34/42	0	0	22/35	0	352

RUSHING	NO	YDS	AVG	LG	TD
Pruitt, Mike	284	1,294	4.9	77f	9
Pruitt, Greg	62	233	3.8	27	0
Hill, Calvin	53	193	3.6	33	1
Sipe, Brian	45	188	4.2	34	2
Miller, Cleo	39	213	5.5	39f	1
Hill, Dino	22	152	6.9	52f	1
Moriarty, Pat	12	11	0.8	8	2
Adams, Willis	2	4	2.0	3	0
Newsome, Ozzie	1	6	6.0	6	0
Feacher, Ricky	1	-1	-1.0	-1	0
Miller, Mark	1	-2	-2.0	-2	0
Browns	504	2,291	4.5	77f	15
Opponents	577	2,604	4.5	71f	25

RECEIVING	NO	YDS	AVG	LG	TD
Logan, Dave	59	982	16.6	46	7
Newsome, Ozzie	55	781	14.2	74	9
Rucker, Reggie	43	749	17.4	54	6
Pruitt, Mike	41	372	9.1	50f	2
Hill, Calvin	38	381	10.0	31	2
Miller, Cleo	26	251	9.7	33	0
Pruitt, Greg	14	155	11.1	27	1
Feacher, Ricky	7	103	14.7	25	1
Hill, Dino	2	14	7.0	8	0
Moriarty, Pat	1	17	17.0	17	0
Weathers, Curtis	1	14	14.0	14	0
Wright, Keith	1	13	13.0	13	0
Adams, Willis	1	6	6.0	6	0
Browns	289	3,838	13.3	74	28
Opponents	271	3,289	12.1	62	14

INTERCEPTIONS	NO	YDS	AVG	LG	TD
Darden, Thom	5	125	25.0	39f	1
Scott, Clarence	3	56	18.7	29	0
Bolton, Ron	3	20	6.7	13	0
Hill, Charlie	2	14	7.0	11	0
Davis, Oliver	1	33	33.0	33	0
Matthews, Clay	1	30	30.0	30	0
Ambrose, Dick	1	0	0.0	0	0
Browns	16	278	17.4	39f	1
Opponents	27	315	11.7	50	1

PUNTING	NO	YDS	AVG	IN20	TB	LG	BLK
Evans, Johnny	69	2,844	41.2	7	9	59	2
Browns	69	2,844	41.2	7	9	59	2
Opponents	80	3,313	41.4	9	9	61	0

PUNT RETURNS	NO	FC	YDS	AVG	LG	TD
Hill, Dino	29	5	295	10.2	47	0
Wright, Keith	12	6	50	4.2	13	0
Newsome, Ozzie	0	1	0	0.0	0	0
Burrell, Clinton	0	2	0	0.0	0	0
Browns	41	14	345	8.4	47	0
Opponents	45	2	375	8.3	38	0

KICKOFF RETURNS	NO	YDS	AVG	LG	TD
Hill, Dino	50	1,014	20.3	33	0
Wright, Keith	15	402	26.8	45	0
Feacher, Ricky	2	51	25.5	27	0
Rich, Randy	2	10	5.0	6	0
Pruitt, Greg	1	22	22.0	22	0
Jackson, Robert E.	1	18	18.0	18	0
Miller, Cleo	1	14	14.0	14	0
Weathers, Curtis	1	0	0.0	0	0
Miller, Matt	1	0	0.0	0	0
Moriarty, Pat	1	0	0.0	0	0
Browns	75	1,531	20.4	45	0
Opponents	70	1,324	18.9	51	0

FIELD GOALS	1-19	20-29	30-39	40-49	50+	TOT
Cockroft, Don	0/0	5/6	8/12	3/8	1/3	17/29
Browns	0/0	5/6	8/12	3/8	1/3	17/29
Opponents	1/2	6/9	9/13	6/11	0/0	22/35

PASSING	ATT	CMP	YDS	PCT	AV/AT	TD	TD%	INT	INT%	LG	TKLD	RATNG
Sipe, Brian	535	286	3,793	53.5	7.09	28*	5.2	26	4.9	74	43/347	73.4
Miller, Mark	8	2	31	25.0	3.88	0	0.0	1	12.5	17	0/0	3.6
Evans, Johnny	2	1	14	50.0	7.00	0	0.0	0	0.0	14	0/0	72.9
Browns	545	289	3,838	53.0	7.04	28	5.1	27	5.0	74	43/347	72.1
Opponents	468	271	3,289	57.9	7.03	14	3.0	16	3.4	62	31/243	75.3

*Tied NFL Lead

YEAR-BY-YEAR
 Regular Season Results
 1979

1980 (11-5)

COACH: Sam Rutigliano	
TOP DRAFT CHOICE: RB Charles White	
1980 USUAL STARTING LINEUPS	
OFFENSE	DEFENSE
WR 85 Dave Logan	LDE 90 Marshall Harris
LT 73 Doug Dieken	NT 91 Henry Bradley
LG 65 Henry Sheppard	RDE 77 Lyle Alzado
C 54 Tom DeLeone	LDLB 59 Charlie Hall
RG 64 Joe DeLamielleure	LILB 56 Robert L. Jackson
RT 63 Cody Risien	RILB 52 Dick Ambrose
TE 82 Ozzie Newsome	ROLB 57 Clay Matthews
WR 33 Reggie Rucker	LCB 28 Ron Bolton
QB 17 Brian Sipe	FS 27 Thom Darden
FB 43 Mike Pruitt	SS 22 Clarence Scott
RB 34 Greg Pruitt	
RADIO ANNOUNCERS: Gib Shanley, Jim Mueller (WHK 1420 AM)	

DATE	RESULT	OPPONENT	ATT
09/07	L 17-34	at New England Patriots	49,222
09/15	L 7-16	Houston Oilers	80,243
09/21	W 20-13	Kansas City Chiefs	63,614
09/28	W 34-27	at Tampa Bay Buccaneers	65,540
10/05	L 16-19	Denver Broncos	81,065
10/12	W 27-3	at Seattle Seahawks	61,366
10/19	W 26-21	Green Bay Packers	75,548
10/26	W 27-26	Pittsburgh Steelers	79,095
11/03	W 27-21	Chicago Bears	83,224
11/09	W 28-27	at Baltimore Colts	45,369
11/16	L 13-16	at Pittsburgh Steelers	54,563
11/23	W 31-7	Cincinnati Bengals	79,253
11/30	W 17-14	at Houston Oilers	51,514
12/07	W 17-14	New York Jets	78,454
12/14	L 23-28	at Minnesota Vikings	42,202
12/21	W 27-24	at Cincinnati Bengals	50,058
PLAYOFF			
01/04	L 12-14	Oakland Raiders	77,655

TEAM STATISTICS	BROWNS	OPPONENT
Total First Downs	336	340
Rushing	102	105
Passing	207	197
Penalty	27	38
3rd Down: Made/Att	98/207	105/220
3rd Down Pct.	47.3%	47.7%
Total Net Yards	5,588	5,626
Avg. Per Game	349.3	351.6
Total Plays	1,016	1,051
Avg. Per Play	5.5	5.4
Net Yards Rushing	1,673	1,761
Avg. Per Game	104.6	110.1
Total Rushes	436	485
Net Yards Passing	3,915	3,865
Avg. Per Game	244.7	241.6
Sacked/Yards Lost	23/217	31/224
Gross Yards	4,132	4,089
Attempts/Completions	557/338	538/336
Completion Pct.	60.7%	62.7%
Had Intercepted	14	22
Punts/Avg.	66/38.3	63/37.4
Net Punting Avg.	66/34.6	63/34.7
Penalties/Yards Lost	117/1,042	96/766
Fumbles/Ball Lost	24/14	23/10
Touchdowns	45	37
Rushing	15	12
Passing	30	23
Returns	0	2
Avg. Time Of Possession	28:44	31:16

SCORE BY PERIODS	1ST	2ND	3RD	4TH	OT	TOT
Browns	41	134	94	98	0	357
Opponents	32	69	109	100	0	310

SCORING	RU	PA	ST	DF	PAT	2RU	2PA	FG	SAF	TP
Cockroft, Don	0	0	0	0	39/44	0	0	16/26	0	87
Pruitt, Mike	6	0	0	0	0/0	0	0	0/0	0	36
Hill, Calvin	0	6	0	0	0/0	0	0	0/0	0	36
White, Charles	5	1	0	0	0/0	0	0	0/0	0	36

PASSING	ATT	CMP	YDS	PCT	AV/AT	TD	TD%	INT	INT%	LG	TKLD	RATNG
Sipe, Brian	554	337	4,132*	60.8	7.46	30	5.4	14	2.5	65	23/217	91.4
Cockroft, Don	1	0	0	0.0	0.00	0	0.0	0	0.0	0	0/0	39.6
Browns	555	337	4,132	60.7	7.45	30	5.4	14	2.5	65	23/217	91.2
Opponents	480	306	3,746	63.8	7.80	20	4.2	20	4.2	72	31/218	84.3

Pruitt, Greg	0	5	0	0	0/0	0	0	0/0	0	30
Logan, Dave	0	4	0	0	0/0	0	0	0/0	0	24
Feacher, Ricky	0	4	0	0	0/0	0	0	0/0	0	24
Rucker, Reggie	0	4	0	0	0/0	0	0	0/0	0	24
Wright, Keith	0	3	0	0	0/0	0	0	0/0	0	18
Newsome, Ozzie	0	3	0	0	0/0	0	0	0/0	0	18
Miller, Cleo	3	0	0	0	0/0	0	0	0/0	0	18
Sipe, Brian	1	0	0	0	0/0	0	0	0/0	0	6
Team, Stat	0	0	0	0	0/1	0	0	0/0	0	0
Browns	15	30	0	0	39/45	0	0	16/26	0	357
Opponents	12	23	2	0	32/37	0	0	18/29	1	310

RUSHING	NO	YDS	AVG	LG	TD
Pruitt, Mike	249	1,034	4.2	56†	6
White, Charles	86	279	3.2	16	5
Pruitt, Greg	40	117	2.9	19	0
Miller, Cleo	28	139	5.0	50	3
Sipe, Brian	20	55	2.8	24	1
McDonald, Paul	3	-2	-0.7	0	0
Evans, Johnny	3	-6	-2.0	0	0
Hall, Dino	2	26	13.0	19	0
Newsome, Ozzie	2	13	6.5	9	0
Adams, Willis	2	7	3.5	15	0
Hill, Calvin	1	11	11.0	11	0
Browns	436	1,673	3.8	56†	15
Opponents	485	1,761	3.6	32	12

RECEIVING	NO	YDS	AVG	LG	TD
Pruitt, Mike	63	471	7.5	28	0
Rucker, Reggie	52	768	14.8	45	4
Logan, Dave	51	822	16.1	65	4
Newsome, Ozzie	51	594	11.6	44	3
Pruitt, Greg	50	444	8.9	43	5
Hill, Calvin	27	383	14.2	50	6
White, Charles	17	153	9.0	31†	1
Feacher, Ricky	10	244	24.4	55†	4
Adams, Willis	8	165	20.6	39	0
Wright, Keith	3	62	20.7	39†	3
Oden, McDonald	3	18	6.0	8	0
Miller, Cleo	2	8	4.0	7	0
Browns	337	4,132	12.3	65	30
Opponents	336	4,089	12.2	72	23

INTERCEPTIONS	NO	YDS	AVG	LG	TD
Bolton, Ron	6	62	10.3	29	0
Burrell, Clinton	5	51	10.2	29	0
Darden, Thom	2	42	21.0	23	0
Jackson, Robert L.	2	15	7.5	9	0
Scott, Clarence	2	14	7.0	9	0
Hill, Charlie	2	3	1.5	3	0
Davis, Oliver	1	70	70.0	47	0
Matthews, Clay	1	6	6.0	6	0
Johnson, Lawrence	1	3	3.0	3	0
Browns	22	266	12.1	47	0
Opponents	14	270	19.3	93†	0

PUNTING	NO	YDS	AVG	IN20	TB	LG	BLK
Evans, Johnny	66	2,530	38.3	12	7	56	0
Browns	66	2,530	38.3	12	7	56	0
Opponents	63	2,356	37.4	16	4	62	0

PUNT RETURNS	NO	FC	YDS	AVG	LG	TD
Wright, Keith	29	4	129	4.4	15	0
Hall, Dino	6	3	41	6.8	14	0
Browns	35	7	170	4.9	15	0
Opponents	38	6	245	6.4	15	0

KICKOFF RETURNS	NO	YDS	AVG	LG	TD
Hall, Dino	32	691	21.6	40	0
Wright, Keith	25	576	23.0	50	0
Miller, Cleo	2	22	11.0	13	0
White, Charles	1	20	20.0	20	0
Jackson, Robert E.	1	0	0.0	0	0
Flint, Judson	1	0	0.0	0	0
Darden, Thom	1	-1	-1.0	-1	0
Browns	63	1,308	20.8	50	0
Opponents	71	1,018	14.3	31	0

FIELD GOALS	1-19	20-29	30-39	40-49	50+	TOT
Cockroft, Don	0/0	6/7	5/7	5/9	0/3	16/26
Browns	0/0	6/7	5/7	5/9	0/3	16/26
Opponents	3/3	7/7	5/11	3/6	0/2	18/29

YEAR-BY-YEAR
Regular Season Results
1980

* Led NFL



CLEVELAND BROWNS 2008 MEDIA GUIDE

1981 (5-11)

COACH: Sam Rutigliano
TOP DRAFT CHOICE: CB Hanford Dixon
1981 USUAL STARTING LINEUPS

OFFENSE		DEFENSE	
WR 85 Dave Logan	LDE 90 M. Harris, 97 T. Brown	LT 73 Doug Diaken	NT 91 Henry Bradley
LG 68 Robert E. Jackson	RDE 77 Lyle Alzado	85 Henry Sheppard	LDE 56 Robert L. Jackson
C 54 Tom DeLeone	LILB 56 Robert L. Jackson	79 Gerry Sullivan	RILB 52 Dick Ambrose
RG 64 Joe DeLamielleure	ROLB 57 Clay Matthews	RT 83 Coidy Risien	LCB 28 Ron Bolton
TE 82 Ozzie Newsome	RCB 48 L. Johnson, 29 H. Dixon	WR 33 Reggie Rucker	SS 22 Clarence Scott
QB 17 Brian Sipe	FS 49 C. Burrell, 27 T. Darden	FB 43 Mike Pruitt	
RB 34 G. Pruitt, 25 C. White			

RADIO ANNOUNCERS:
 Gib Shanley, Jim Mueller (WHK 1420 AM)

DATE	RESULT	OPPONENT	ATT
09/07	L 14-44	San Diego Chargers	78,904
09/13	L 3-9	Houston Oilers	79,483
09/20	W 20-17	at Cincinnati Bengals	52,170
09/27	W 28-17	Atlanta Falcons	78,283
10/04	L 16-27	at Los Angeles Rams	63,924
10/11	L 7-13	at Pittsburgh Steelers	53,255
10/18	W 20-17	New Orleans Saints	76,059
10/25	W 42-28	Baltimore Colts	78,986
11/01	L 13-22	at Buffalo Bills	78,266
11/08	L 20-23	at Denver Broncos (OT)	74,859
11/15	W 15-12	at San Francisco 49ers	52,445
11/22	L 10-32	Pittsburgh Steelers	77,958
11/29	L 21-41	Cincinnati Bengals	75,186
12/03	L 13-17	at Houston Oilers	44,502
12/12	L 13-14	New York Jets	56,866
12/20	L 21-42	at Seattle Seahawks	51,435

TEAM STATISTICS	BROWNS	OPPONENT
Total First Downs	364	299
Rushing	131	119
Passing	196	157
Penalty	37	23
3rd Down: Made/Att	92/225	78/212
3rd Down Pct.	40.9%	36.8%
Total Net Yards	5,915	5,394
Avg. Per Game	369.7	337.1
Total Plays	1,138	1,016
Avg. Per Play	5.2	5.3
Net Yards Rushing	1,929	2,078
Avg. Per Game	120.6	129.9
Total Rushes	474	516
Net Yards Passing	3,986	3,289
Avg. Per Game	249.1	205.6
Sacked/Yards Lost	40/353	31/223
Gross Yards	4,339	3,512
Attempts/Completions	624/348	469/275
Completion Pct.	55.8%	58.6%
Had Intercepted	27	15
Punts/Avg.	68/42.4	78/40.7
Net Punting Avg.	68/38.7	78/35.9
Penalties/Yards Lost	109/971	100/870
Fumbles/Ball Lost	38/26	31/20
Touchdowns	32	45
Rushing	11	14
Passing	21	28
Returns	0	3
Avg. Time Of Possession	30:59	29:01

SCORE BY PERIODS	1ST	2ND	3RD	4TH	OT	TOT
Browns	31	109	55	81	0	276
Opponents	89	103	82	98	3	375

SCORING	RU	PA	ST	DF	PAT	2RU	2PA	FG	SAF	TP
Bahr, Matt	0	0	0	0	22/22	0	0	13/20	0	61
Pruitt, Mike	7	1	0	0	0/0	0	0	0/0	0	48
Newsome, D.	0	6	0	0	0/0	0	0	0/0	0	36

Logan, Dave	0	4	0	0	0/0	0	0	0/0	0	24
Pruitt, Greg	0	4	0	0	0/0	0	0	0/0	0	24
Jacobs, Dave	0	0	0	0	9/10	0	0	4/12	0	21
Feacher, Ricky	0	3	0	0	0/0	0	0	0/0	0	18
Hill, Calvin	0	2	0	0	0/0	0	0	0/0	0	12
Miller, Cleo	2	0	0	0	0/0	0	0	0/0	0	12
Rucker, Reggie	0	1	0	0	0/0	0	0	0/0	0	6
White, Charles	1	0	0	0	0/0	0	0	0/0	0	6
Sipe, Brian	1	0	0	0	0/0	0	0	0/0	0	6
Team, Stat	0	0	0	0	0/0	0	0	0/0	1	2
Cox, Steve	0	0	0	0	0/0	0	0	0/1	0	0
Browns	11	21	0	0	31/32	0	0	17/33	1	276
Opponents	14	28	3	0	40/45	0	0	21/24	1	375

RUSHING	NO	YDS	AVG	LG	TD
Pruitt, Mike	247	1,103	4.5	21	7
White, Charles	97	342	3.5	26	1
Miller, Cleo	52	165	3.2	13	2
Sipe, Brian	38	153	4.0	22	1
Pruitt, Greg	31	124	4.0	15	0
Hill, Calvin	4	23	5.8	9	0
Newsome, Ozzie	2	20	10.0	14	0
McDonald, Paul	2	0	0.0	2	0
Feacher, Ricky	1	-1	-1.0	-1	0
Browns	474	1,929	4.1	26	11
Opponents	516	2,078	4.0	29	14

RECEIVING	NO	YDS	AVG	LG	TD
Newsome, Ozzie	69	1,002	14.5	62	6
Pruitt, Greg	65	636	9.8	33	4
Pruitt, Mike	63	442	7.0	21	1
Logan, Dave	31	497	16.0	40t	4
Feacher, Ricky	29	654	22.6	48	3
Rucker, Reggie	27	532	19.7	49	1
White, Charles	27	219	8.1	21	0
Hill, Calvin	17	150	8.8	23	2
Miller, Cleo	16	139	8.7	17	0
Fulton, Dan	2	38	19.0	27	0
Adams, Willis	1	24	24.0	24	0
Oden, McDonald	1	6	6.0	6	0
Browns	348	4,339	12.5	62	21
Opponents	275	3,512	12.8	60t	28

INTERCEPTIONS	NO	YDS	AVG	LG	TD
Scott, Clarence	4	46	11.5	26	0
Darden, Thom	3	68	22.7	45	0
Flint, Judson	2	33	16.5	33	0
Matthews, Clay	2	14	7.0	8	0
Bolton, Ron	1	3	3.0	3	0
Goode, Don	1	1	1.0	1	0
Logan, Dave	1	0	0.0	0	0
Ambrose, Dick	1	0	0.0	0	0
Browns	15	165	11.0	45	0
Opponents	27	347	12.9	82t	0

PUNTING	NO	YDS	AVG	IN20	TB	LG	BLK
Cox, Steve	68	2,884	42.4	11	12	66	2
Browns	68	2,884	42.4	11	12	66	2
Opponents	78	3,173	40.7	20	6	59	0

PUNT RETURNS	NO	FC	YDS	AVG	LG	TD
Hall, Dino	33	6	248	7.5	40	0
Montgomery, C.	17	0	121	7.1	17	0
Browns	50	6	369	7.4	40	0
Opponents	30	4	253	8.4	34	0

KICKOFF RETURNS	NO	YDS	AVG	LG	TD
Hall, Dino	36	813	22.6	48	0
Montgomery, C.	14	334	23.9	38	0
White, Charles	12	243	20.3	32	0
Pruitt, Greg	3	82	27.3	30	0
Miller, Cleo	3	35	11.7	22	0
Brown, Thomas	2	17	8.5	10	0
Johnson, Eddie	1	7	7.0	7	0
Miller, Matt	1	6	6.0	6	0
Browns	72	1,537	21.3	48	0
Opponents	45	1,156	25.7	88	0

FIELD GOALS	1-19	20-29	30-39	40-49	50+	TOT
Bahr, Matt	3/3	5/5	5/9	0/2	0/1	13/20
Jacobs, Dave	0/0	2/3	2/6	0/1	0/2	4/12
Cox, Steve	0/0	0/0	0/0	0/0	0/1	0/1
Browns	3/3	7/8	7/15	0/3	0/4	17/33
Opponents	1/1	8/12	6/9	5/11	1/1	21/34

PASSING	ATT	CMP	YDS	PCT	AV/AT	TD	TD%	INT	INT%	LG	TKLD	RATING
Sipe, Brian	567	313	3,876	55.2	6.84	17	3.0	25	4.4	62	34/310	68.2
McDonald, Paul	57	35	463	61.4	8.12	4	7.0	2	3.5	46	6/43	95.9
Browns	624	348	4,339	55.8	6.95	21	3.4	27	4.3	62	40/353	70.7
Opponents	469	275	3,512	58.6	7.49	28	6.0	15	3.2	60t	29/223	88.7

YEAR-BY-YEAR
 Regular Season Results
 1981



1982 (4-5)

COACH: Sam Rutigliano	
TOP DRAFT CHOICE: LB Chip Banks	
1982 USUAL STARTING LINEUPS	
OFFENSE	
WR 85 Dave Logan	DEFESE
LT 73 Doug Dieken	LDE 90 Marshall Harris
LG 69 Robert E. Jackson	NT 91 H. Bradley, 79 B. Golc
C 54 Tom DeLeone	RDE 92 Mike Robinson
RG 64 Joe DeLamielleura	99 Keith Baldwin
RT 63 Cady Risien	LDLB 56 Chip Banks
TE 82 Ozzie Newsome	LILB 60 Tom Cousineau
WR 83 Ricky Feacher	RILB 52 Dick Ambrose
QB 17 Brian Sipe	ROLB 57 Clay Matthews
16 Paul McDonald	55 Curtis Weathers
FB 43 Mike Pruitt	LCB 28 Ron Bolton
RB 25 Charles White	48 Lawrence Johnson
	RCB 29 Hanford Dixon
	SS 49 Clinton Burrell
	FS 22 Clarence Scott
RADIO ANNOUNCERS:	
Gib Shanley, Jim Mueller (WHK 1420 AM)	

DATE	RESULT	OPPONENT	ATT
09/12	W 21-7	at Seattle Seahawks	55,907
09/19	L 21-24	Philadelphia Eagles	78,830
11/21	W 10-7	New England Patriots	51,281
11/25	L 14-31	at Dallas Cowboys	46,267
12/05	L 13-30	San Diego Chargers	54,064
12/12	L 10-23	at Cincinnati Bengals	54,305
12/19	W 10-9	Pittsburgh Steelers	67,139
12/26	W 20-14	at Houston Oilers	36,559
01/02	L 21-37	at Pittsburgh Steelers	52,312
PLAYOFF			
01/08	L 10-27	at Los Angeles Raiders	56,555

TEAM STATISTICS	BROWNS	OPPONENT
Total First Downs	176	189
Rushing	64	82
Passing	96	94
Penalty	16	13
3rd Down Made/Att	43/127	52/106
3rd Down Pct.	33.9%	49.1%
4th Down Made/Att	5/6	3/8
4th Down Pct.	83.3%	37.5%
Total Net Yards	2,708	3,141
Avg. Per Game	300.9	349.0
Total Plays	616	594
Avg. Per Play	4.4	5.3
Net Yards Rushing	873	1,292
Avg. Per Game	97.0	143.6
Total Rushes	256	306
Net Yards Passing	1,845	1,822
Avg. Per Game	205.0	202.4
Sacked/Yards Lost	26/212	22/145
Gross Yards	2,057	1,967
Attempts/Completions	334/174	266/144
Completion Pct.	52.1%	54.1%
Had Intercepted	16	17
Punts/Avg.	48/39.3	40/38.8
Net Punting Avg.	48/34.8	40/35.5
Penalties/Yards Lost	59/461	57/436
Fumbles/Ball Lost	15/8	20/11
Touchdowns	17	23
Rushing	7	13
Passing	9	9
Returns	1	1
Avg. Time Of Possession	30:00	30:00

SCORE BY PERIODS	1ST	2ND	3RD	4TH	OT	TOT
Browns	20	34	24	62	0	140
Opponents	28	60	38	56	0	182

PASSING	ATT	CMP	YDS	PCT	AV/AT	TD	TD%	INT	INT%	LG	TKLD	RATING
Sipe, Brian	185	101	1,064	54.6	5.75	4	2.2	8	4.3	40t	13/117	60.7
McDonald, Paul	149	73	993	49.0	6.66	5	3.4	8	5.4	56t	13/95	59.5
Browns	334	174	2,057	52.1	6.16	9	2.7	16	4.8	56t	26/212	60.2
Opponents	266	144	1,967	54.1	7.39	9	3.4	17	6.4	60	22/145	62.7

SCORING	RU	PA	ST	DF	PAT	2RU	ZPA	FG	SAF	TP
Bahr, Matt	0	0	0	0	17/17	0	0	7/15	0	38
Feacher, Ricky	0	3	0	0	0/0	0	0	0/0	0	18
Newsome, Ozzie	0	3	0	0	0/0	0	0	0/0	0	18
Pruitt, Mike	3	0	0	0	0/0	0	0	0/0	0	18
White, Charles	3	0	0	0	0/0	0	0	0/0	0	18
Logan, Dave	0	2	0	0	0/0	0	0	0/0	0	12
Burrell, Clinton	0	0	0	1	0/0	0	0	0/0	0	6
Davis, Johnny	1	0	0	0	0/0	0	0	0/0	0	6
Hall, Dino	0	1	0	0	0/0	0	0	0/0	0	6
Cox, Steve	0	0	0	0	0/0	0	0	0/0	0	0
Browns	7	9	0	1	17/17	0	0	7/16	0	140
Opponents	13	9	1	0	21/23	0	0	7/11	1	182

RUSHING	NO	YDS	AVG	LG	TD
Pruitt, Mike	143	516	3.6	17	3
White, Charles	69	259	3.8	18t	0
Miller, Cleo	16	61	3.8	17	0
Sipe, Brian	13	44	3.4	12	0
McDonald, Paul	7	-3	-0.4	10	0
Davis, Johnny	4	3	0.8	2	1
Hall, Dino	2	14	7.0	13	0
Cox, Steve	2	-11	-5.5	0	0
Browns	256	883	3.4	18t	7
Opponents	306	1,292	4.2	34	13

RECEIVING	NO	YDS	AVG	LG	TD
Newsome, Ozzie	49	633	12.9	54	3
White, Charles	34	283	8.3	36	0
Feacher, Ricky	28	408	14.6	46	3
Logan, Dave	23	346	15.0	56t	2
Pruitt, Mike	22	140	6.4	13	0
Walker, Dwight	8	136	17.0	46	0
Hall, Dino	5	78	15.6	31	1
Miller, Cleo	3	20	6.7	11	0
Fulton, Dan	1	9	9.0	9	0
Oden, McDonald	1	4	4.0	4	0
Browns	174	2,057	11.8	56t	9
Opponents	144	1,967	13.7	60	9

INTERCEPTIONS	NO	YDS	AVG	LG	TD
Dixon, Hanford	4	22	5.5	22	0
Johnson, Lawrence	4	17	4.3	17	0
Scott, Clarence	3	29	9.7	24	0
Banks, Chip	1	14	14.0	14	0
Burrell, Clinton	1	14	14.0	14t	1
Cousineau, Tom	1	6	6.0	6	0
Ambrose, Dick	1	0	0.0	0	0
Bolton, Ron	1	0	0.0	0	0
Flint, Judson	1	0	0.0	0	0
Browns	17	102	6.0	24	1
Opponents	16	164	10.3	37	0

PUNTING	NO	YDS	AVG	IN20	TB	LG	BLK
Cox, Steve	48	1,887	39.3	11	6	52	1
Browns	48	1,887	39.3	11	6	52	1
Opponents	40	1,552	38.8	9	2	54	0

PUNT RETURNS	NO	FC	YDS	AVG	LG	TD
Walker, Dwight	19	6	101	5.3	14	0
Hall, Dino	4	0	33	8.3	10	0
Browns	23	6	134	5.8	14	0
Opponents	30	2	216	7.2	24	0

KICKOFF RETURNS	NO	YDS	AVG	LG	TD
Hall, Dino	22	430	19.5	32	0
Walker, Dwight	13	295	22.7	36	0
Nicolas, Scott	2	16	8.0	10	0
Green, David	1	13	13.0	13	0
Browns	38	754	19.8	36	0
Opponents	23	424	18.4	30	0

FIELD GOALS	1-19	20-29	30-39	40-49	50+	TOT
Bahr, Matt	1/1	3/4	1/3	2/7	0/0	7/15
Cox, Steve	0/0	0/0	0/0	0/0	0/1	0/1
Browns	1/1	3/4	1/3	2/7	0/1	7/16
Opponents	0/0	2/2	2/4	3/4	0/1	7/11

YEAR-BY-YEAR
Regular Season Results
1982



1983 (9-7)

COACH: Sam Rutigliano
TOP DRAFT CHOICE: WR Ron Brown
1983 USUAL STARTING LINEUPS

OFFENSE			DEFENSE		
WR 89	Bobby Jones	LOE 96	Reggie Camp		
	83 Ricky Feacher	NT 79	Bob Golic		
LT 73	Doug Dieken	RDE 99	Keith Baldwin		
LG 68	Robert E. Jackson		94 Elvis Franks		
C 61	Mike Baab	LOLB 56	Chip Banks		
RG 64	Joe DeLamielleure	LILB 52	Dick Ambrose		
RT 63	Cody Risian	58	Scott Nicolas		
TE 82	Ozzie Newsome	RILB 50	Tom Cousineau		
WR 85	Dave Logan	ROLB 57	Clay Matthews		
	80 Willis Adams	LCB 48	Lawrence Johnson		
QB 17	Brian Sipe	RCB 29	Hanford Dixon		
FB 43	M. Pruitt, 38 J. Davis	SS 49	C. Burrell, 22 C. Scott		
RB 30	Boyce Green	FS 21	Mike Whitwell		

RADIO ANNOUNCERS:
 Gib Shanley, Jim Mueller (WHK 1420 AM)

DATE	RESULT	OPPONENT	ATT
09/04	L 21-27	Minnesota Vikings	70,087
09/11	W 31-26	at Detroit Lions	60,095
09/15	W 17-7	Cincinnati Bengals	79,700
09/25	W 30-24	at San Diego Chargers (OT)	49,482
10/02	L 9-24	Seattle Seahawks	75,446
10/09	W 10-7	New York Jets	78,235
10/16	L 17-44	at Pittsburgh Steelers	59,263
10/23	L 21-28	at Cincinnati Bengals	50,047
10/30	W 25-19	Houston Oilers (OT)	66,955
11/06	L 21-35	at Green Bay Packers	54,089
11/13	W 20-0	Tampa Bay Buccaneers	56,091
11/20	W 30-0	at New England Patriots	40,887
11/27	W 41-23	Baltimore Colts	65,812
12/04	L 6-27	at Denver Broncos	70,912
12/11	L 27-34	at Houston Oilers	29,746
12/18	W 30-17	Pittsburgh Steelers	72,313

TEAM STATISTICS	BROWNS	OPPONENT
Total First Downs	327	309
Rushing	113	138
Passing	186	155
Penalty	28	16
3rd Down: Made/Att	39/222	82/204
3rd Down Pct.	44.6%	40.2%
4th Down: Made/Att	8/16	4/14
4th Down Pct.	50.0%	28.6%
Total Net Yards	5,583	5,139
Avg. Per Game	348.9	321.2
Total Plays	1,085	1,030
Avg. Per Play	5.2	5.0
Net Yards Rushing	1,922	2,065
Avg. Per Game	120.1	129.1
Total Rushes	465	528
Net Yards Passing	3,661	3,074
Avg. Per Game	228.8	192.1
Sacked/Yards Lost	33/271	33/239
Gross Yards	3,932	3,313
Attempts/Completions	567/324	469/260
Completion Pct.	57.1%	59.7%
Had Intercepted	28	22
Punts/Avg.	70/40.8	73/40.5
Net Punting Avg.	70/36.4	73/36.2
Penalties/Yards Lost	115/988	105/940
Fumbles/Ball Lost	21/10	30/10
Touchdowns	42	42
Rushing	13	15
Passing	27	22
Returns	2	5
Avg. Time Of Possession	30:50	29:10

SCORE BY PERIODS	1ST	2ND	3RD	4TH	OT	TOT
Browns	76	120	82	86	12	356
Opponents	70	125	63	84	0	342

SCORING	RU	PA	ST	DF	PAT	2RU	2PA	FG	SAF	TP
Bahr, Matt	0	0	0	0	38/40	0	0	21/24	0	161
Pruitt, Mike	10	2	0	0	0/0	0	0	0/0	0	72
Newsome, O.	0	6	0	0	0/0	0	0	0/0	0	36
Jones, Bobby	0	4	0	0	0/0	0	0	0/0	0	24
Green, Boyce	3	1	0	0	0/0	0	0	0/0	0	24

PASSING	ATT	CMP	YDS	PCT	AV/AT	TD	TD%	INT	INT%	LG	TKLD	RATNG
Sipe, Brian	496	291	3,566	58.7	7.19	26	5.2	23	4.6	66t	27/233	79.1
McDonald, Paul	68	32	351	47.1	5.16	1	1.5	4	5.9	27	6/38	43.2
Walker, Dwight	3	1	25	33.3	8.33	0	0.0	1	33.3	25	0/0	25.0
Browns	567	324	3,942	57.1	6.95	27	4.8	28	4.9	66t	33/271	74.0
Opponents	469	280	3,313	59.7	7.06	21	4.5	22	4.7	80t	32/239	76.6

Feacher, Ricky	0	3	0	0	0/0	0	0	0/0	0	18
Holt, Harry	0	3	0	0	0/0	0	0	0/0	0	18
Adams, Willis	0	2	0	0	0/0	0	0	0/0	0	12
Belk, Rocky	0	2	0	0	0/0	0	0	0/0	0	12
Logan, Dave	0	2	0	0	0/0	0	0	0/0	0	12
Walker, Dwight	0	1	0	0	0/0	0	0	0/0	0	6
Banks, Chip	0	0	0	1	0/0	0	0	0/0	0	6
Golic, Bob	0	0	0	1	0/0	0	0	0/0	0	6
Dieken, Doug	0	1	0	0	0/0	0	0	0/0	0	6
Cox, Steve	0	0	0	0	0/0	0	0	1/1	0	3
Browns	13	27	0	2	38/40	0	0	22/25	0	356
Opponents	15	22	5	0	40/42	0	0	16/22	1	342

RUSHING	NO	YDS	AVG	LG	TD
Pruitt, Mike	293	1,184	4.0	27	10
Green, Boyce	104	497	4.8	29	3
Sipe, Brian	26	56	2.2	9	0
Walker, Dwight	19	100	5.3	15	0
Davis, Johnny	13	42	3.2	16	0
McDonald, Paul	3	17	5.7	10	0
Holt, Harry	3	8	2.7	4	0
Jones, Bobby	1	19	19.0	19	0
Adams, Willis	1	2	2.0	2	0
Hall, Dino	1	2	2.0	2	0
Belk, Rocky	1	-5	-5.0	-5	0
Browns	465	1,922	4.1	29	13
Opponents	528	2,065	3.9	40	15

RECEIVING	NO	YDS	AVG	LG	TD
Newsome, Ozzie	89	970	10.9	66t	6
Logan, Dave	37	627	16.9	34	2
Jones, Bobby	36	507	14.1	32t	4
Pruitt, Mike	30	157	5.2	21	2
Holt, Harry	29	420	14.5	48t	3
Walker, Dwight	29	273	9.4	35	1
Green, Boyce	25	167	6.7	33	1
Adams, Willis	20	374	18.7	59	2
Feacher, Ricky	13	217	16.7	42t	3
Belk, Rocky	5	141	28.2	64t	2
Davis, Johnny	5	20	4.0	10	0
Hall, Dino	4	33	8.3	18	0
Dieken, Doug	1	14	14.0	14	1
Stracka, Tim	1	12	12.0	12	0
Browns	324	3,932	12.1	66t	27
Opponents	280	3,312	11.8	80t	22

INTERCEPTIONS	NO	YDS	AVG	LG	TD
Cousineau, Tom	4	47	11.8	15	0
Banks, Chip	3	95	31.7	65t	1
Whitwell, Mike	3	67	22.3	28	0
Dixon, Hanford	3	41	13.7	35	0
Burrell, Clinton	2	0	0.0	0	0
Johnson, Lawrence	2	0	0.0	0	0
Scott, Clarence	2	0	0.0	0	0
Perry, Rod	1	21	21.0	21	0
Gross, Al	1	18	18.0	18	0
Golic, Bob	1	7	7.0	7t	1
Browns	22	296	13.5	65t	2
Opponents	26	508	19.5	73t	0

PUNTING	NO	YDS	AVG	IN20	TB	BK
Gosselt, Jeff	70	2,854	40.8	17	8	60
Browns	70	2,854	40.8	17	8	60
Opponents	73	2,954	40.5	18	5	61

PUNT RETURNS	NO	FC	YDS	AVG	LG	TD
Hall, Dino	39	12	284	7.3	19	0
Walker, Dwight	3	0	26	8.7	13	0
Browns	42	12	310	7.4	19	0
Opponents	30	10	309	10.3	66	0

KICKOFF RETURNS	NO	YDS	AVG	LG	TD
Walker, Dwight	29	627	21.6	38	0
Green, Boyce	17	350	20.6	30	0
Hall, Dino	11	237	21.5	26	0
Ferguson, Vagas	2	36	18.0	27	0
Nicolas, Scott	2	29	14.5	15	0
Davis, Johnny	1	8	8.0	8	0
Contz, Bill	1	3	3.0	3	0
Browns	63	1,290	20.5	38	0
Opponents	61	1,155	18.9	93t	0

FIELD GOALS	1-19	20-29	30-39	40-49	50+	TOT
Bahr, Matt	1/1	9/9	5/6	6/7	0/1	21/24
Cox, Steve	0/0	0/0	0/0	0/0	1/1	1/1
Browns	1/1	9/9	5/6	6/7	1/2	22/25
Opponents	2/2	5/6	4/6	2/5	1/1	14/20

YEAR-BY-YEAR
 Regular Season Results
 1983



1984 (5-11)

COACH: Sam Rutigliano/Marty Schottenheimer

TOP DRAFT CHOICE: S Don Rogers

1984 USUAL STARTING LINEUPS

OFFENSE		DEFENSE	
WR 83	Ricky Feacher	LDE 96	Reggie Camp
	86 Brian Brennan	NT 79	Bob Golic
LT 73	Doug Dieken	RDE 99	Keith Baldwin
LG 68	Robert E. Jackson	LOLB 56	Chip Banks
C 61	Mike Baab	LILB 51	Eddie Johnson
RG 64	Joe DeLamielleure	RILB 50	Tom Cousineau
RT 75	Bill Contz	ROLB: 57	Clay Matthews
TE 82	Ozzie Newsome	LCB 48	Lawrence Johnson
WR 84	Duriel Harris		31 Frank Minnifield
	86 Brian Brennan	RCB 29	Hanford Dixon
QB 16	Paul McDonald	SS 27	Al Gross
FB 38	Johnny Davis	FS 20	Don Rogers
RB 43	M. Pruitt, 30 B. Green		

RADIO ANNOUNCERS:

Gib Shanley, Jim Mueller (WHK 1420 AM)

DATE	RESULT	OPPONENT	ATT
09/03	L 0-33	at Seattle Seahawks	59,540
09/09	L 17-20	at Los Angeles Rams	43,043
09/16	L 14-24	at Kansas City Chiefs	61,980
09/23	W 20-10	Pittsburgh Steelers	77,312
09/30	L 6-10	at Kansas City Chiefs	40,785
10/07	L 16-17	New England Patriots	53,036
10/14	L 20-24	New York Jets	55,673
10/21	L 9-12	at Cincinnati Bengals	50,667
10/28	L 14-16	New Orleans Saints	52,489
11/04	W 13-10	at Buffalo Bills	33,343
11/11	L 7-41	San Francisco 49ers	60,092
11/18	W 23-7	at Atlanta Falcons	28,280
11/25	W 27-10	Houston Oilers	46,077
12/02	L 17-20	Cincinnati Bengals (OT)	51,774
12/09	L 20-23	at Pittsburgh Steelers	55,825
12/16	W 27-20	at Houston Oilers	33,676

TEAM STATISTICS	BROWNS	OPPONENT
Total First Downs	295	270
Rushing	89	103
Passing	180	145
Penalty	26	22
3rd Down: Made/Att	89/228	86/217
3rd Down Pct.	39.0%	39.6%
4th Down: Made/Att	6/13	4/13
4th Down Pct.	46.2%	30.8%
Total Net Yards	4,828	4,641
Avg. Per Game	301.8	290.1
Total Plays	1,039	995
Avg. Per Play	4.6	4.7
Net Yards Rushing	1,696	1,945
Avg. Per Game	106.0	121.6
Total Rushes	489	494
Net Yards Passing	3,132	2,696
Avg. Per Game	195.8	168.5
Sacked/Yards Lost	55/358	43/353
Gross Yards	3,490	3,049
Attempts/Completions	495/273	458/261
Completion Pct.	55.2%	57.0%
Had Intercepted	23	20
Punts/Avg.	76/42.3	77/40.6
Net Punting Avg.	76/35.8	77/36.4
Penalties/Yards Lost	111/928	108/765
Fumbles/Ball Lost	31/16	34/15
Touchdowns	25	30
Rushing	10	10
Passing	14	15
Returns	1	5
Avg. Time Of Possession	30:52	29:06

SCORE BY PERIODS	1ST	2ND	3RD	4TH	OT	TOT
Browns	54	81	44	71	0	250
Opponents	61	97	53	83	3	297

SCORING	RU	PA	OFF	DF	PAT	2RU	2PA	FG	SAF	TP
Bahr, Matt	0	0	0	0	25/25	0	0	24/32	0	97
Pruitt, Mike	6	0	0	0	0/0	0	0	0/0	0	36
Newsome, D.	0	5	0	0	0/0	0	0	0/0	0	30
Brennan, Brian	0	3	0	0	0/0	0	0	0/0	0	18
Byner, Earnest	2	0	1	0	0/0	0	0	0/0	0	18

PASSING	ATT	CMP	YDS	PCT	AV/AT	TD	TD%	INT	INT%	LG	TKLD	RATING
McDonald, Paul	493	271	3,472	55.0	7.04	14	2.8	23	4.7	64	53/345	67.3
Cox, Steve	1	1	16	100.0	16.00	0	0.0	0	0.0	16	0/0	118.8
Flick, Tom	1	1	2	100.0	2.00	0	0.0	0	0.0	2	2/13	79.2
Browns	495	273	3,490	55.2	7.05	14	2.8	23	4.6	64	55/358	67.5
Opponents	458	261	3,049	57.0	6.66	15	3.3	20	4.4	61t	43/353	70.0

Davis, Bruce	0	2	0	0	0/0	0	0	0/0	0	12
Harris, Duriel	0	2	0	0	0/0	0	0	0/0	0	12
Feacher, Ricky	0	1	0	0	0/0	0	0	0/0	0	6
Davis, Johnny	1	0	0	0	0/0	0	0	0/0	0	6
Green, Boyce	0	1	0	0	0/0	0	0	0/0	0	6
McDonald, Paul	1	0	0	0	0/0	0	0	0/0	0	6
Cox, Steve	0	0	0	0	0/0	0	0	1/3	0	3
Browns	10	14	1	0	25/25	0	0	25/35	0	250
Opponents	10	15	5	0	30/30	0	0	29/33	0	297

RUSHING	NO	YDS	AVG	LG	TD
Green, Boyce	202	673	3.3	29	0
Pruitt, Mike	163	506	3.1	14	6
Byner, Earnest	72	426	5.9	54	2
White, Charles	24	62	2.6	8	0
McDonald, Paul	22	4	0.2	10	1
Davis, Johnny	3	15	5.0	8	1
Holt, Harry	1	12	12.0	12	0
Davis, Bruce	1	6	6.0	6	0
Walker, Dwight	1	-8	-8.0	-8	0
Browns	489	1,696	3.5	54	10
Opponents	494	1,945	3.9	64	10

RECEIVING	NO	YDS	AVG	LG	TD
Newsome, Ozzie	89	1,001	11.2	52	5
Brennan, Brian	35	455	13.0	52	3
Harris, Duriel	32	512	16.0	43	2
Feacher, Ricky	22	382	17.4	64	1
Adams, Willis	21	261	12.4	24	0
Holt, Harry	20	261	13.1	36	0
Green, Boyce	12	124	10.3	44t	1
Byner, Earnest	11	118	10.7	26	0
Walker, Dwight	10	122	12.2	25	0
Davis, Bruce	7	119	17.0	43	2
Pruitt, Mike	5	29	5.8	9	0
White, Charles	5	29	5.8	17	0
Young, Glen	1	47	47.0	47	0
Bolden, Ricky	1	19	19.0	19	0
Stracka, Tim	1	15	15.0	15	0
McDonald, Paul	1	-4	-4.0	-4	0
Browns	273	3,490	12.8	64	14
Opponents	261	3,049	11.7	61t	15

INTERCEPTIONS	NO	YDS	AVG	LG	TD
Gross, Al	5	103	20.6	47	0
Dixon, Hanford	5	31	6.2	18	0
Cousineau, Tom	2	9	4.5	9	0
Johnson, Eddie	2	3	1.5	3	0
Rogers, Don	1	39	39.0	39	0
Minnifield, Frank	1	26	26.0	26	0
Perry, Rod	1	17	17.0	17	0
Banks, Chip	1	8	8.0	8	0
Johnson, Lawrence	1	0	0.0	0	0
Rockins, Chris	1	0	0.0	0	0
Browns	20	236	11.8	47	0
Opponents	23	518	22.5	85	0

PUNTING	NO	YDS	AVG	IN20	TB	LG	BLK
Cox, Steve	74	3,213	43.4	16	8	69	2
Team, Stat	2	0	0.0	0	0	0	0
Browns	76	3,213	42.3	16	8	69	2
Opponents	77	3,123	40.6	21	7	61	0

PUNT RETURNS	NO	FC	YDS	AVG	LG	TD
Brennan, Brian	25	10	199	8.0	19	0
Harris, Duriel	9	0	73	8.1	13	0
Walker, Dwight	6	3	50	8.3	13	0
Browns	40	13	322	8.1	19	0
Opponents	43	7	489	11.4	42	0

KICKOFF RETURNS	NO	YDS	AVG	LG	TD
Byner, Earnest	22	415	18.9	28	0
Davis, Bruce	18	369	20.5	40	0
Brown, Preston	8	136	17.0	27	0
Young, Glen	5	134	26.8	36	0
White, Charles	5	80	16.0	23	0
Nicolas, Scott	1	12	12.0	12	0
Contz, Bill	1	10	10.0	10	0
Holt, Harry	1	1	1.0	1	0
Browns	61	1,157	19.0	40	0
Opponents	52	1,159	22.3	46	0

FIELD GOALS	1-19	20-29	30-39	40-49	50+	TOT
Bahr, Matt	3/3	12/12	2/7	6/9	1/1	24/32
Cox, Steve	0/0	0/0	0/0	0/0	1/3	1/3
Browns	3/3	12/12	2/7	6/9	2/4	25/35
Opponents	0/0	13/13	7/9	7/9	2/2	29/33

YEAR-BY-YEAR
Regular Season Results
1984



1985 (8-8)

COACH: Marty Schottenheimer
TOP DRAFT CHOICE: RB Greg Allen

1985 USUAL STARTING LINEUPS

OFFENSE		DEFENSE	
WR 85 Clarence Weathers	LDE 96 Reggie Camp	LT 74 P. Farren, 77 R. Bolden	NT 79 Bob Golic
LG 62 George Lijia	RDE 78 Carl Harston	C 61 Mike Baab	LDLB 56 Chip Banks
RG 69 D. Fike, 77 R. Bolden	LILB 51 Eddie Johnson	RT 63 Cody Risien	RILB 50 Tom Cousineau
TE 82 Ozzie Newsome	58 Scott Nicolas	WR 86 Brian Brennan	ROLB 57 Clay Matthews
83 Fred Banks	LCB 31 Frank Minnifield	QB 19 Bernie Kosar	RCE 29 Hanford Dixon
18 Gary Danielson	SS 27 Al Gross	18 Gary Danielson	FS 20 Don Rogers
FB 34 Kevin Mack		RB 44 Earnest Byner	

RADIO ANNOUNCERS:
 Nev Chandler, Doug Drieken, Jim Mueller (WHK 1420 AM)

DATE	RESULT	OPPONENT	ATT
09/08	L 24-27	St. Louis Cardinals (OT)	62,107
09/16	W 17-7	Pittsburgh Steelers	79,042
09/22	L 7-20	at Dallas Cowboys	61,456
09/29	W 21-7	at San Diego Chargers	52,107
10/06	W 24-20	New England Patriots	62,139
10/13	W 21-6	at Houston Oilers	38,386
10/20	L 20-21	Los Angeles Raiders	77,328
10/27	L 7-14	Washington Redskins	78,540
11/03	L 9-10	at Pittsburgh Steelers	51,976
11/10	L 10-27	at Cincinnati Bengals	57,293
11/17	W 17-7	Buffalo Bills	50,764
11/24	W 24-6	Cincinnati Bengals	74,439
12/01	W 35-33	at New York Giants	66,482
12/08	L 13-31	at Seattle Seahawks	58,477
12/15	W 28-21	Houston Oilers	50,793
12/22	L 10-37	at New York Jets	59,073

PLAYOFF

01/04	L 21-24	at Miami Dolphins	75,128
-------	---------	-------------------	--------

TEAM STATISTICS	BROWNS	OPPONENT
Total First Downs	271	297
Rushing	119	106
Passing	128	172
Penalty	24	19
3rd Down: Made/Att	79/216	83/228
3rd Down Pct.	36.6%	36.4%
4th Down: Made/Att	13/21	7/15
4th Down Pct.	61.9%	46.7%
Total Net Yards	4,921	4,958
Avg. Per Game	307.6	309.9
Total Plays	989	1,050
Avg. Per Play	5.0	4.7
Net Yards Rushing	2,285	1,851
Avg. Per Game	142.8	115.7
Total Rushes	539	497
Net Yards Passing	2,636	3,107
Avg. Per Game	164.8	194.2
Sacked/Yards Lost	36/249	44/353
Gross Yards	2,885	3,460
Attempts/Completions	414/222	509/289
Completion Pct.	53.6%	56.8%
Had Intercepted	13	18
Punts/Avg.	81/40.3	91/42.2
Net Punting Avg.	81/36.5	91/38.1
Penalties/Yards Lost	99/751	102/773
Fumbles/Ball Lost	40/23	28/9
Touchdowns	35	34
Rushing	16	14
Passing	17	18
Returns	2	2
Avg. Time Of Possession	28:52	31:08

SCORE BY PERIODS	1ST	2ND	3RD	4TH	OT	TOT
Browns	44	66	78	97	0	287
Opponents	75	81	50	85	3	294

SCORING	RU	PA	ST	DF	FG	2RU	2PA	FG	SAF	TP
Bahr, Matt	0	0	0	0	35/35	0	0	14/18	0	77
Byner, Earnest	8	2	0	0	0/0	0	0	0/0	0	60

Mack, Kevin	7	3	0	0	0/0	0	0	0/0	0	60
Newsome, O.	0	5	0	0	0/0	0	0	0/0	0	30
Weathers, C.	0	3	0	0	0/0	0	0	0/0	0	18
Banks, Fred	0	2	0	0	0/0	0	0	0/0	0	12
Brennan, Brian	0	0	1	0	0/0	0	0	0/0	0	6
Young, Glen	0	1	0	0	0/0	0	0	0/0	0	6
Holt, Harry	0	1	0	0	0/0	0	0	0/0	0	6
Gross, Al	0	0	0	1	0/0	0	0	0/0	0	6
Kosar, Bernie	1	0	0	0	0/0	0	0	0/0	0	6
Browns	16	17	1	1	35/35	0	0	14/18	0	287
Opponents	14	18	2	0	33/34	0	0	19/29	0	294

RUSHING	NO	YDS	AVG	LG	TD
Byner, Earnest	244	1,002	4.1	36	8
Mack, Kevin	222	1,104	5.0	61	7
Danielson, Gary	27	126	4.7	28	0
Kosar, Bernie	26	-12	-0.5	10	1
Allen, Greg	8	32	4.0	8	0
Davis, Johnny	4	9	2.3	5	0
Dickey, Curtis	2	6	3.0	5	0
Weathers, Clarence	1	18	18.0	18	0
Baab, Mike	1	0	0.0	0	0
Browns	535	2,285	4.3	61	16
Opponents	497	1,851	3.7	58t	14

RECEIVING	NO	YDS	AVG	LG	TD
Newsome, Ozzie	62	711	11.5	38	5
Byner, Earnest	45	460	10.2	31	2
Brennan, Brian	32	487	15.2	57	0
Mack, Kevin	29	297	10.2	43	3
Weathers, Clarence	16	449	28.1	72t	3
Adams, Willis	10	132	13.2	22	0
Holt, Harry	10	95	9.5	23	1
Young, Glen	5	111	22.2	45t	1
Banks, Fred	5	62	12.4	17t	2
Jefferson, John	3	30	10.0	17	0
Tucker, Travis	2	20	10.0	10	0
Fontenot, Herman	2	19	9.5	17	0
Langhorne, Reggie	1	12	12.0	12	0
Browns	222	2,885	13.0	72t	17
Opponents	289	3,460	12.0	54t	17

INTERCEPTIONS	NO	YDS	AVG	LG	TD
Gross, Al	5	109	21.8	37t	1
Dixon, Hanford	3	65	21.7	37	0
Brazier, Larry	2	40	20.0	40	0
Wright, Felix	2	11	5.5	10	0
Weathers, Curtis	1	9	9.0	9	0
Rockins, Chris	1	8	8.0	8	0
Johnson, Eddie	1	6	6.0	6	0
Minnifield, Frank	1	3	3.0	3	0
Rogers, Don	1	3	3.0	3	0
Cousineau, Tom	1	0	0.0	0	0
Browns	18	254	14.1	40	1
Opponents	13	217	16.7	48t	0

PUNTING	NO	YDS	AVG	IN20	TB	LG	BLK
Gossett, Jeff	81	3,261	40.3	18	8	64	0
Browns	81	3,261	40.3	18	8	64	0
Opponents	91	3,842	42.2	22	16	64	0

PUNT RETURNS	NO	FC	YDS	AVG	LG	TD
Weathers, Clarence	28	4	218	7.8	16	0
Brennan, Brian	19	4	153	8.1	37t	1
Browns	47	8	371	7.9	37t	1
Opponents	36	14	304	8.4	38	0

KICKOFF RETURNS	NO	YDS	AVG	LG	TD
Young, Glen	35	858	25.7	63	0
Fontenot, Herman	8	215	26.9	81	0
Langhorne, Reggie	3	45	15.3	19	0
Green, Boyce	2	20	10.0	13	0
Puzzo, Dave	2	8	4.0	8	0
Weathers, Clarence	1	17	17.0	17	0
Nicolas, Scott	1	9	9.0	9	0
Allen, Greg	1	4	4.0	4	0
Browns	53	1,217	23.0	61	0
Opponents	51	884	17.3	37	0

FIELD GOALS	1-19	20-29	30-39	40-49	50+	TOT
Bahr, Matt	1/1	2/2	8/9	3/5	0/1	14/18
Browns	1/1	2/2	8/9	3/5	0/1	14/18
Opponents	0/0	5/6	10/14	2/5	2/4	19/29

PASSING	ATT	CMP	YDS	PCT	AV/AT	TD	TD%	INT	INT%	LG	TKLD	RATING
Kosar, Bernie	248	124	1,578	50.0	6.36	8	3.2	7	2.8	68t	19/121	69.3
Danielson, Gary	163	97	1,274	59.5	7.82	8	4.9	6	3.7	72t	17/128	85.3
Brennan, Brian	1	1	33	100.0	33.00	1	100.0	0	0.0	33t	0/0	158.3
Fontenot, Herman	1	0	0	0.0	0.00	0	0.0	0	0.0	0	0/0	39.6
Gossett, Jeff	1	0	0	0.0	0.00	0	0.0	0	0.0	0	0/0	39.6
Browns	414	222	2,885	53.6	6.97	17	4.1	13	3.1	72t	36/249	76.4
Opponents	509	289	3,460	56.8	6.80	18	3.5	18	3.5	54t	44/353	74.8

YEAR-BY-YEAR
 Regular Season Results
 1985



1986 (12-4)

COACH: Marty Schottenheimer
TOP DRAFT CHOICE: WR Webster Slaughter
1986 USUAL STARTING LINEUPS

OFFENSE		DEFENSE	
WR 84	Webster Slaughter	LDE 36	Reggie Camp
LT 77	R. Bolden, 74 P. Farren	NT 79	Bob Bolis
LG 74	P. Farren, 70 L. Williams	ROE 78	Carl Hairston
C 61	Mike Baab	LOLB 56	Chip Banks
RG 69	Dan Fike	LILB 51	Eddie Johnson
RT 63	Cody Risien	RILB 53	Anthony Griggs
TE 82	Oznie Newsome	ROLB 57	Clay Matthews
WR 88	Reggie Langhorne	LCB 31	Frank Minnifield
QB 19	Bernie Kosar	RCB 29	Hanford Dixon
FB 34	K. Mack, 33 C. Dickey	SS 24	Ray Ellis
RB 44	E. Byner, 33 C. Dickey	FS 37	Chris Rockins

RADIO ANNOUNCERS:
 Nev Chandler, Doug Dieken, Jim Mueller (WWWE 1100 AM, WDOK 102 FM)

DATE	RESULT	OPPONENT	ATT
09/07	L 31-41	at Chicago Bears	66,030
09/14	W 23-20	at Houston Oilers	46,049
09/18	L 13-30	Cincinnati Bengals	78,779
09/28	W 24-21	Detroit Lions	72,029
10/05	W 27-24	at Pittsburgh Steelers	57,327
10/12	W 20-7	Kansas City Chiefs	71,278
10/19	L 14-17	Green Bay Packers	76,438
10/26	W 23-20	at Minnesota Vikings	58,133
11/02	W 24-9	at Indianapolis Colts	57,962
11/10	W 26-16	Miami Dolphins	77,949
11/16	L 14-27	at Los Angeles Raiders	65,461
11/23	W 37-31	Pittsburgh Steelers (OT)	76,452
11/30	W 13-10	Houston Oilers (OT)	62,309
12/07	W 21-17	at Buffalo Bills	42,213
12/14	W 34-3	at Cincinnati Bengals	58,062
12/21	W 47-17	San Diego Chargers	68,505

AFC PLAYOFFS		ATT	
01/03	W 23-20	New York Jets (2OT)	78,106
AFC CHAMPIONSHIP			
01/11	L 20-23	Denver Broncos (OT)	79,915

TEAM STATISTICS	BROWNS	OPPONENT
Total First Downs	292	312
Rushing	101	114
Passing	165	181
Penalty	26	17
3rd Down: Made/Att	85/222	80/215
3rd Down Pct.	38.3%	37.2%
4th Down: Made/Att	7/14	10/18
4th Down Pct.	50.0%	55.6%
Total Net Yards	5,395	5,269
Avg. Per Game	337.2	329.3
Total Plays	1,049	1,033
Avg. Per Play	5.1	5.1
Net Yards Rushing	1,650	1,962
Avg. Per Game	103.1	123.9
Total Rushes	471	494
Net Yards Passing	3,744	3,287
Avg. Per Game	234.0	205.4
Sacked/Yards Lost	39/274	35/259
Gross Yards	4,018	3,546
Attempts/Completions	538/315	518/291
Completion Pct.	58.6%	56.2%
Had Intercepted	11	18
Punts/Avg.	83/41.2	79/38.4
Net Punting Avg.	83/38.0	79/34.0
Penalties/Yards Lost	99/759	104/807
Fumbles/Ball Lost	33/13	34/18
Touchdowns	45	36
Rushing	20	13
Passing	18	21
Returns	7	2
Avg. Time Of Possession	29:19	30:41

SCORE BY PERIODS	1ST	2ND	3RD	4TH	OT	TOT
Browns	82	102	112	86	9	391
Opponents	54	90	62	96	0	310

SCORING	RU	PA	ST	O/D	PAT	ZRU	2PA	FG	SAF	TP
Bahr, Matt	0	0	0	0	30/30	0	0	20/26	0	90
Mack, Kevin	10	0	0	0	0/0	0	0	0/0	0	60

PASSING	ATT	CMP	YDS	PCT	AV/AT	TD	TD%	INT	INT%	LG	TKLD	RATNG
Kosar, Bernie	531	310	3,854	58.4	7.26	17	3.2	10	1.9	72t	39/274	83.8
Pagel, Mike	3	2	53	66.7	17.67	0	0.0	0	0.0	45	0/0	109.7
Fontenot, Herman	1	1	46	100.0	46.00	1	100.0	0	0.0	46t	0/0	158.3
Brennan, Brian	1	1	35	100.0	35.00	0	0.0	0	0.0	35	0/0	118.8
Gossett, Jeff	2	1	30	50.0	15.00	0	0.0	1	50.0	30	0/0	56.3
Browns	538	315	4,018	58.6	7.47	18	3.3	11	2.0	72t	39/274	84.6
Opponents	518	291	3,546	56.2	6.85	21	4.1	18	3.5	75t	35/259	76.5

Brennan, Brian	0	6	0	1	0/0	0	0	0/0	0	42
Dickey, Curtis	6	0	0	0	0/0	0	0	0/0	0	36
Moseley, Mark	0	0	0	0	13/14	0	0	0/0	0	31
Slaughter, W	0	4	0	1	0/0	0	0	0/0	0	30
Byner, Earnest	2	2	0	0	0/0	0	0	0/0	0	24
Newsome, Ozzie	0	3	0	0	0/0	0	0	0/0	0	18
Holt, Harry	1	1	0	0	0/0	0	0	0/0	0	12
McNeil, Gerald	0	0	2	0	0/0	0	0	0/0	0	12
Fontenot, H.	1	1	0	0	0/0	0	0	0/0	0	12
Langhorne, R.	0	1	0	0	0/0	0	0	0/0	0	6
Minnifield, F.	0	0	1	0	0/0	0	0	0/0	0	6
Gross, Al	0	0	0	1	0/0	0	0	0/0	0	6
Wright, Felix	0	0	1	0	0/0	0	0	0/0	0	6
Browns	20	18	4	3	43/44	0	0	26/33	0	391
Opponents	13	2	2	0	34/36	0	0	20/29	0	310

RUSHING	NO	YDS	AVG	LG	TD
Mack, Kevin	174	665	3.8	20	10
Dickey, Curtis	135	523	3.9	47	6
Byner, Earnest	94	277	2.9	37	2
Fontenot, Herman	25	105	4.2	16	1
Kosar, Bernie	24	19	0.8	17	0
Everett, Major	12	43	3.6	8	0
Pagel, Mike	2	0	0.0	0	0
Holt, Harry	1	16	16.0	16t	1
McNeil, Gerald	1	12	12.0	12	0
Slaughter, Webster	1	1	1.0	1	0
Langhorne, Reggie	1	-11	-11.0	-11	0
Browns	470	1,650	3.5	47	20
Opponents	494	1,982	4.0	53	13

RECEIVING	NO	YDS	AVG	LG	TD
Brennan, Brian	55	838	15.2	57t	6
Fontenot, Herman	47	559	11.9	72t	1
Slaughter, Webster	40	577	14.4	47t	4
Langhorne, Reggie	39	678	17.4	66	1
Newsome, Ozzie	39	417	10.7	31	3
Byner, Earnest	37	328	8.9	40	2
Mack, Kevin	28	292	10.4	44	0
Dickey, Curtis	10	78	7.8	12	0
Weathers, Clarence	9	100	11.1	16	0
Holt, Harry	4	61	15.3	34	1
Greer, Terry	3	51	17.0	22	0
Tucker, Travis	2	29	14.5	16	0
McNeil, Gerald	1	9	9.0	9	0
Kosar, Bernie	1	1	1.0	1	0
Browns	315	4,018	12.8	72t	18
Opponents	291	3,546	12.2	75t	21

INTERCEPTIONS	NO	YDS	AVG	LG	TD
Dixon, Hanford	5	35	7.0	19	0
Wright, Felix	3	33	11.0	33	0
Minnifield, Frank	3	20	6.7	20	0
Rockins, Chris	2	41	20.5	24	0
Ellis, Ray	2	12	6.0	7	0
Matthews, Clay	2	12	6.0	8	0
Harper, Mark	1	31	31.0	31	0
Browns	18	184	10.2	33	0
Opponents	11	135	12.3	58t	1

PUNTING	NO	YDS	AVG	IN20	TB	LG	BLK
Gossett, Jeff	83	3,423	41.2	21	10	61	0
Browns	83	3,423	41.2	21	10	61	0
Opponents	79	3,033	38.4	13	8	57	1

PUNT RETURNS	NO	FC	YDS	AVG	LG	TD
McNeil, Gerald	40	10	348	8.7	84t	1
Slaughter, Webster	1	0	2	2.0	2	0
Browns	41	10	350	8.5	84t	1
Opponents	44	11	268	6.1	20	0

KICKOFF RETURNS	NO	YDS	AVG	LG	TD
McNeil, Gerald	47	997	21.2	100t	1
Fontenot, Herman	7	99	14.1	19	0
Langhorne, Reggie	4	57	14.3	20	0
Nicolas, Scott	3	28	9.3	13	0
Puzzuoli, Dave	1	32	32.0	32	0
Browns	62	1,213	19.6	100t	1
Opponents	78	1,476	18.9	91t	1

FIELD GOALS	1-19	20-29	30-39	40-49	50+	TOT
Bahr, Matt	4/4	7/9	7/8	1/2	1/3	20/26
Moseley, M.	1/1	2/2	3/3	0/1	0/0	6/7
Browns	5/5	9/11	10/11	1/3	1/3	26/33
Opponents	1/1	6/7	5/5	8/12	0/4	20/29

YEAR-BY-YEAR
 Regular Season Results
 1986



1987 (10-5)

COACH: Marty Schottenheimer
 TOP DRAFT CHOICE: LB Mike Junkin
 1987 USUAL STARTING LINEUPS

OFFENSE		DEFENSE	
WR 88 Reggie Langhorne	LDE 91 S. Clancy, 96 R. Camp	LT 74 Paul Farren	NT 79 Bob Bolc
LG 70 Larry Williams	ROE 78 Carl Hairston	LG 70 Larry Williams	ROE 78 Carl Hairston
C 61 Mike Baab	LOLB 50 Lucius Sanford	C 61 Mike Baab	LOLB 50 Lucius Sanford
RB 69 Dan Fike	LLB 51 Eddie Johnson	RB 69 Dan Fike	LLB 51 Eddie Johnson
RT 63 Cody Risien	RILB 59 Mike Johnson	RT 63 Cody Risien	RILB 59 Mike Johnson
TE 82 Ozzie Newsome	ROLB 57 Clay Matthews	TE 82 Ozzie Newsome	ROLB 57 Clay Matthews
QB 19 Bernie Kosar	LCB 31 Frank Minnifield	QB 19 Bernie Kosar	LCB 31 Frank Minnifield
WR 84 Webster Slaughter	RCB 29 Hanford Dixon	WR 84 Webster Slaughter	RCB 29 Hanford Dixon
RB 44 Earnest Byner	SS 24 Ray Ellis	RB 44 Earnest Byner	SS 24 Ray Ellis
FB 34 Kevin Mack	FS 22 F. Wright, 27 A. Gross	FB 34 Kevin Mack	FS 22 F. Wright, 27 A. Gross

RADIO ANNOUNCERS:
 New Chandler, Doug Dieken, Jim Mueller (WYVW 1100 AM, WDOK 102 FM)

DATE	RESULT	OPPONENT	ATT
09/13	L 21-28	at New Orleans Saints	59,900
09/20	W 34-10	Pittsburgh Steelers	79,543
10/04	W 20-10	at New England Patriots	14,830
10/11	L 10-15	Houston Oilers	38,327
10/18	W 34-0	at Cincinnati Bengals	40,173
10/26	W 30-17	Los Angeles Rams	76,933
11/01	L 24-27	at San Diego Chargers (OT)	55,381
11/08	W 38-3	Atlanta Falcons	71,135
11/15	W 27-21	Buffalo Bills	78,409
11/22	W 40-7	at Houston Oilers	51,161
11/29	L 24-38	at San Francisco 49ers	60,248
12/06	L 7-9	Indianapolis Colts	70,661
12/13	W 38-24	Cincinnati Bengals	77,331
12/20	W 24-17	at Los Angeles Raiders	40,275
12/26	W 19-13	at Pittsburgh Steelers	56,394
AFC PLAYOFFS			
01/09	W 38-21	Indianapolis Colts	78,586
AFC CHAMPIONSHIP			
01/17	L 33-38	at Denver Broncos	75,993

TEAM STATISTICS	BROWNS	OPPONENT
Total First Downs	310	251
Rushing	110	86
Passing	171	134
Penalty	29	31
3rd Down Made/Att	86/204	72/204
3rd Down Pct	42.2%	35.3%
4th Down Made/Att	5/11	6/14
4th Down Pct	45.5%	42.9%
Total Net Yards	5,200	4,269
Avg. Per Game	346.7	284.6
Total Plays	985	902
Avg. Per Play	5.3	4.7
Net Yards Rushing	1,745	1,433
Avg. Per Game	116.3	95.5
Total Rushes	474	401
Net Yards Passing	3,455	2,836
Avg. Per Game	230.3	189.1
Sacked/Yards Lost	29/170	34/257
Gross Yards	3,625	3,093
Attempts/Completions	482/291	467/246
Completion Pct.	60.4%	52.7%
Had Intercepted	12	23
Punts/Avg	57/37.1	79/38.4
Net Punting Yards	57/25.4	79/23.3
Penalties/Yards Lost	100/856	120/1,013
Fumbles/Ball Lost	33/17	25/13
Touchdowns	47	26
Rushing	16	7
Passing	27	15
Returns	4	4
Avg. Time Of Possession	31:43	28:17

SCORE BY PERIODS	1ST	2ND	3RD	4TH	OT	TOT
Browns	49	160	106	75	0	390
Opponents	41	56	54	85	3	239

SCORING	RU	PA	ST	DF	PAT	2RU	2PA	FG	SAF	TP
Jaeger, Jeff	0	0	0	0	33/34	0	0	14/22	0	75
Byner, Earnest	8	2	0	0	0/0	0	0	0/0	0	60
Slaughter, W.	0	7	0	0	0/0	0	0	0/0	0	42
Brennan, Brian	0	6	0	0	0/0	0	0	0/0	0	36
Mack, Kevin	5	1	0	0	0/0	0	0	0/0	0	36
Bahr, Matt	0	0	0	0	9/10	0	0	4/5	0	21
Tennell, Derek	0	3	0	0	0/0	0	0	0/0	0	18
Mason, Larry	2	1	0	0	0/0	0	0	0/0	0	18
Kemp, Perry	0	2	0	0	0/0	0	0	0/0	0	12
McNeill, Gerald	0	2	0	0	0/0	0	0	0/0	0	12
Weathers, Cl.	0	2	0	0	0/0	0	0	0/0	0	12
Franco, Brian	0	0	0	0	2/2	0	0	3/4	0	11
Kosar, Bernie	1	0	0	0	0/0	0	0	0/0	0	6
Wright, Felix	0	0	0	1	0/0	0	0	0/0	0	6

PASSING	ATT	CMP	YDS	PCT	AV/AT	TD	TD%	INT	INT%	LG	TKLD	RATING
Kosar, Bernie	389	241	3,033	62.0	7.80	22	5.7	9	2.3	54t	22/129	95.4
Christensen, Jeff	58	24	297	41.4	5.12	1	1.7	3	5.2	34	5/37	42.1
Danielson, Gary	33	25	281	75.8	8.52	4	12.1	0	0.0	23	2/4	140.3
Fontenot, Herman	1	1	14	100.0	14.00	0	0.0	0	0.0	14	0/0	118.8
Jaeger, Jeff	1	0	0	0.0	0.00	0	0.0	0	0.0	0	0/0	39.6
Browns	482	291	3,625	60.4	7.52	27	5.6	12	2.5	54t	29/170	92.0
Opponents	467	246	3,093	52.7	6.62	15	3.2	23	4.9	83t	34/257	63.8

Ellis, Ray	0	0	0	1	0/0	0	0	0/0	0	6
Mathews, C.	0	0	0	1	0/0	0	0	0/0	0	6
Langhorne, R.	0	1	0	0	0/0	0	0	0/0	0	6
Grayson, David	0	0	0	1	0/0	0	0	0/0	0	6
Kelley, Chris	0	0	0	1	0/0	0	0	0/0	0	1
Browns	16	27	0	4	45/47	0	0	21/31	0	380
Opponents	7	15	4	0	26/26	0	0	17/25	3	239

RUSHING	NO	YDS	AVG	LG	TD
Mack, Kevin	201	735	3.7	22t	5
Byner, Earnest	105	432	4.1	21	8
Mason, Larry	56	207	3.7	22	2
Everett, Major	34	95	2.8	16	0
Manoa, Tim	23	116	5.0	35	0
Fontenot, Herman	15	133	2.2	14	0
Kosar, Bernie	15	22	1.5	7	1
Christensen, Jeff	11	41	3.7	15	0
Driver, Stacey	9	31	3.4	16	0
McNeill, Gerald	1	17	17.0	17	0
Versar, David	1	9	9.0	9	0
Davis, Johnny	1	9	9.0	7	0
Katolin, Mike	1	0	0.0	0	0
Danielson, Gary	1	0	0.0	0	0
Browns	474	1,745	3.7	35	16
Opponents	401	1,433	3.6	27t	7

RECEIVING	NO	YDS	AVG	LG	TD
Byner, Earnest	52	552	10.6	37	2
Slaughter, Webster	47	806	17.1	54t	7
Brennan, Brian	43	607	14.1	53t	6
Newsome, Ozzie	34	375	11.0	25	0
Mack, Kevin	32	223	7.0	17	1
Langhorne, Reggie	20	288	14.4	25	2
Kemp, Perry	12	224	18.7	34	2
Weathers, Clarence	11	153	13.9	37t	2
Tennell, Derek	9	102	11.3	24	3
McNeill, Gerald	8	120	15.0	39t	2
Everett, Major	8	41	5.1	10	0
Mason, Larry	5	26	5.2	15	1
Fontenot, Herman	4	40	10.0	25	0
Watson, Rem	2	22	11.0	13	0
Pierce, Steve	2	21	10.5	13	0
Tinsley, Keith	1	17	17.0	17	0
Manoa, Tim	1	8	8.0	8	0
Browns	291	3,625	12.5	54t	27
Opponents	246	3,093	12.6	83t	15

INTERCEPTIONS	NO	YDS	AVG	LG	TD
Wright, Felix	4	152	38.0	68	1
Minnifield, Frank	4	24	6.0	8t	0
Mathews, Clay	3	62	20.7	36	1
Dixon, Hanford	3	5	1.7	6	0
Rockins, Chris	2	25	12.5	15	0
Harper, Mark	2	16	8.0	16	0
Horn, Alvin	1	28	28.0	28	0
Johnson, Eddie	1	11	11.0	11	0
Johnson, Mike	1	3	3.0	3	0
Wilson, Troy	1	0	0.0	0	0
Robinson, DeJuan	1	0	0.0	0	0
Hairston, Carl	0	40	0.0	40	0
Browns	23	366	15.9	68	2
Opponents	12	173	14.4	48t	2

PUNTING	NO	YDS	AVG	IN20	TB	LG	BLK
Gassett, Jeff	19	779	41.0	3	4	55	0
Winslow, George	18	616	34.2	5	2	45	0
Walters, Dale	11	400	36.4	2	1	56	0
Johnson, Lee	9	317	35.2	3	1	66	0
Browns	57	2,112	37.1	13	8	66	0
Opponents	79	3,035	38.4	13	8	57	0

PUNT RETURNS	NO	FC	YDS	AVG	LG	TD
McNeill, Gerald	24	9	386	11.4	40	0
Wilson, Troy	10	3	101	10.1	17	0
Browns	44	12	487	11.1	40	0
Opponents	16	10	93	5.8	21	0

KICKOFF RETURNS	NO	YDS	AVG	LG	TD
Young, Glen	18	412	22.9	44	0
McNeill, Gerald	11	205	18.6	33	0
Fontenot, Herman	9	130	14.4	24	0
Tinsley, Keith	2	26	13.0	13	0
Manoa, Tim	2	14	7.0	13	0
Beauford, Clayton	1	22	22.0	22	0
Driver, Stacey	1	16	16.0	16	0
Langhorne, Reggie	1	8	8.0	8	0
Grayson, David	1	6	6.0	6	0
Byner, Earnest	1	2	2.0	2	0
Mason, Larry	1	0	0.0	0	0
Browns	48	841	17.5	44	0
Opponents	72	1,343	18.7	39	0

FIELD GOALS	1-19	20-29	30-39	40-49	50+	TOT.
Jaeger, Jeff	0/0	6/6	3/6	5/9	0/1	14/22
Bahr, Matt	0/0	2/2	2/3	0/0	0/0	4/5
Franco, Brian	0/0	3/3	0/1	0/0	0/0	3/4
Browns	0/0	11/11	5/10	5/9	0/1	21/31
Opponents	0/0	7/8	7/10	3/6	0/1	17/25

YEAR-BY-YEAR
 Regular Season Results
 1987



1988 (10-6)

COACH: Marty Schottenheimer
 TOP DRAFT CHOICE: LB Clifford Charlton
 1988 USUAL STARTING LINEUPS

OFFENSE		DEFENSE	
WR 84 Webster Slaughter	LDE 91 Sam Clancy	NT 79 Bob Golic	
85 Clarence Weathers	NT 79 Bob Golic	RDE 78 Carl Hairston	
LT 74 Paul Farren	LDE 91 Sam Clancy	LOLB 56 David Grayson	
LG 70 Larry Williams	LDE 91 Sam Clancy	LILB 59 Mike Johnson	
C 73 Gregg Rakoczy	LDE 91 Sam Clancy	RILB 54 Mike Junkin	
RG 69 Dan Fike	LDE 91 Sam Clancy	51 Eddie Johnson	
TE 82 Dzzie Newsome	RDLB 57 Clay Matthews	RCB 29 Frank Minnifield	
WR 88 Reggie Langhorne	LDE 91 Sam Clancy	LCB 31 Frank Minnifield	
QB 19 B. Kosar, 10 M. Pagel	RDLB 57 Clay Matthews	RCB 29 Hanford Dixon	
12 Don Strock	RDLB 57 Clay Matthews	SS 48 Brian Washington	
FB 34 K. Mack, 42 T. Manoa	RDLB 57 Clay Matthews	FS 22 Felix Wright	
RB 44 Earnest Byner	RDLB 57 Clay Matthews		

RADIO ANNOUNCERS:
 Nav Chandler, Doug Dieken, Jim Mueller (WWWI 1100 AM, WDDK 102 FM)

DATE	RESULT	OPPONENT	ATT
09/04	W 6-3	at Kansas City Chiefs	55,654
09/11	L 3-23	New York Jets	74,434
09/19	W 23-17	Indianapolis Colts	75,748
09/25	L 17-24	at Cincinnati Bengals	54,943
10/02	W 23-9	at Pittsburgh Steelers	56,410
10/09	L 10-16	Seattle Seahawks	78,605
10/16	W 19-3	Philadelphia Eagles	78,787
10/23	W 29-21	at Phoenix Cardinals	61,261
10/30	W 23-16	Cincinnati Bengals	79,147
11/07	L 17-24	at Houston Oilers	51,467
11/13	L 7-30	at Denver Broncos	75,806
11/20	W 27-7	Pittsburgh Steelers	77,131
11/27	W 17-13	at Washington Redskins	51,604
12/04	W 24-21	Dallas Cowboys	77,883
12/12	L 31-38	at Miami Dolphins	61,884
12/18	W 28-23	Houston Oilers	74,510
AFC WILD CARD			
12/24	L 23-24	Houston Oilers	74,977

TEAM STATISTICS	BROWNS	OPPONENT
Total First Downs	294	301
Rushing	93	114
Passing	177	162
Penalty	24	25
3rd Down: Made/Att	92/213	67/197
3rd Down Pct.	43.2%	34.0%
4th Down: Made/Att	4/15	8/17
4th Down Pct.	26.7%	47.1%
Total Net Yards	5,011	4,767
Avg. Per Game	313.2	297.9
Total Plays	1,013	1,009
Avg. Per Play	4.9	4.7
Net Yards Rushing	1,575	1,920
Avg. Per Game	98.4	120.0
Total Rushes	440	498
Net Yards Passing	3,436	2,847
Avg. Per Game	214.8	177.9
Sacked/Yards Lost	36/250	37/255
Gross Yards	3,686	3,102
Attempts/Completions	537/313	474/245
Completion Pct.	58.3%	51.7%
Had Intercepted	17	20
Punts/Avg.	67/38.5	69/39.4
Net Punting Avg.	67/33.9	69/34.7
Penalties/Yards Lost	110/875	100/789
Fumbles/Ball Lost	32/16	23/11
Touchdowns	33	30
Rushing	10	13
Passing	19	13
Returns	4	4
Avg. Time Of Possession	30:49	29:11

SCORE BY PERIODS	1ST	2ND	3RD	4TH	OT	TOT
Browns	46	81	63	114	0	304
Opponents	46	137	44	61	0	288

SCORING	RU	PA	ST	DF	PAT	2RU	2PA	FG	SAF	TP
Bahr, Matt	0	0	0	0	32/33	0	0	24/29	0	104
Langhorne, R.	1	7	0	0	0/0	0	0	0/0	0	48
Byner, Earnest	3	2	0	0	0/0	0	0	0/0	0	30
Slaughter, W.	0	3	0	0	0/0	0	0	0/0	0	18

PASSING	ATT	CMP	YDS	PCT	AV/AT	TD	TD%	INT	INT%	LG	TKLD	RATING
Kosar, Bernie	259	156	1,890	60.2	7.30	10	3.9	7	2.7	77t	25/172	84.3
Pagel, Mike	134	71	736	53.0	5.49	3	2.2	4	3.0	28	1/9	64.1
Strock, Don	91	55	736	60.4	8.09	6	6.6	5	5.5	41	4/26	85.2
Danielson, Gary	52	31	324	59.6	6.23	0	0.0	1	1.9	26	6/43	69.7
Fontenot, Herman	1	0	0	0.0	0.00	0	0.0	0	0.0	0	0/0	39.9
Browns	537	313	3,686	58.3	6.86	19	3.5	17	3.2	77t	36/250	77.9
Opponents	474	245	3,102	51.7	6.54	13	2.7	20	4.2	54	37/255	64.0

RUSHING	NO	YDS	AVG	LG	TD
Byner, Earnest	157	576	3.7	27t	3
Mack, Kevin	123	485	3.9	65	3
Manoa, Tim	99	389	3.9	34	2
Fontenot, Herman	28	87	3.1	17	0
Kosar, Bernie	12	-1	-0.1	13	1
Strock, Don	6	-2	-0.3	5	0
Danielson, Gary	4	3	0.8	5	0
Pagel, Mike	4	1	0.3	5	0
Baker, Tony	3	19	6.3	13	0
Langhorne, Reggie	2	26	13.0	20t	1
Runager, Max	1	0	0.0	0	0
Bahr, Matt	1	-8	-8.0	-8	0
Browns	440	1,575	3.6	65	10
Opponents	498	1,920	3.9	41t	13

RECEIVING	NO	YDS	AVG	LG	TD
Byner, Earnest	59	576	9.8	39t	2
Langhorne, Reggie	57	780	13.7	77t	7
Brennan, Brian	46	579	12.6	33	1
Newsome, Ozzie	35	343	9.8	28	2
Slaughter, Webster	30	462	15.4	41	3
Weathers, Clarence	29	436	15.0	49	1
Fontenot, Herman	19	170	8.9	15	1
Mack, Kevin	11	87	7.9	25	0
Manoa, Tim	10	54	5.4	9	0
Tennell, Derek	9	88	9.8	26	1
McNeil, Gerald	5	74	14.8	23	0
Young, Glen	2	34	17.0	25	0
Bolden, Rickey	1	3	3.0	3t	1
Browns	313	3,686	11.8	77t	19
Opponents	245	3,102	12.7	54	13

INTERCEPTIONS	NO	YDS	AVG	LG	TD
Wright, Felix	5	126	25.2	53	0
Minnifield, Frank	4	16	4.0	13	0
Washington, Brian	3	104	34.7	75t	1
Johnson, Mike	2	36	18.0	31	0
Dixon, Hanford	2	24	12.0	24	0
Harper, Mark	2	13	6.5	8	0
Johnson, Eddie	2	0	0.0	0	0
Browns	20	319	15.9	75t	1
Opponents	17	190	11.2	36t	2

PUNTING	NO	YDS	AVG	IN20	TB	LG	BLK
Runager, Max	48	1,935	40.3	13	2	52	0
Johnson, Lee	17	643	37.8	6	1	61	0
Team, Stat	2	0	0.0	0	0	0	2
Browns	67	2,578	38.5	19	3	61	2
Opponents	69	2,722	39.4	17	8	62	2

PUNT RETURNS	NO	FC	YDS	AVG	LG	TD
McNeil, Gerald	38	6	315	8.3	32	0
Weathers, C.	2	0	10	5.0	9	0
Browns	40	6	325	8.1	32	0
Opponents	32	11	304	9.5	73t	1

KICKOFF RETURNS	NO	YDS	AVG	LG	TD
Young, Glen	29	635	21.9	34	0
Fontenot, Herman	21	435	20.7	84	0
McNeil, Gerald	2	38	19.0	22	0
Braggs, Stephen	1	27	27.0	27	0
Perry, Michael Dean	1	13	13.0	13	0
Tennell, Derek	1	11	11.0	11	0
Browns	55	1,159	21.1	84	0
Opponents	58	973	16.8	29	0

FIELD GOALS	1-19	20-29	30-39	40-49	50+	TOT
Bahr, Matt	4/1	10/12	8/10	5/6	0/0	24/29
Browns	1/1	10/12	8/10	5/6	0/0	24/29
Opponents	2/2	7/7	12/15	5/7	0/3	26/34

YEAR-BY-YEAR
 Regular Season Results
 1988



1989 (9-6-1)

COACH: Bud Carson
TOP DRAFT CHOICE: RB Eric Metcalf

1989 USUAL STARTING LINEUPS

OFFENSE		DEFENSE	
WR 84 Webster Slaughter	LDE 60 Al Baker	DT 78 Carl Hairston	
LT 74 Paul Farren	LDL 78 Carl Hairston	RDT 92 Michael Dean Perry	
LG 68 Ted Banker	RDE 97 Robert Banks	DLDB 57 Clay Matthews	
C 73 Gregg Rakoczy	MLB 59 Mike Johnson	MLB 59 Mike Johnson	
RG 69 D. Fike, 66 T. Jones	RDLB 56 D. Grayson, 50 V. Waiters	LCB 31 Frank Minnifield	
RT 63 Cody Risien	LCB 31 Frank Minnifield	RCB 29 Hanford Dixon	
TE 82 Ozzie Newsome	SS 22 Felix Wright	SS 22 Felix Wright	
WR 88 Reggie Langhorne	FS 30 Thane Gash	FS 30 Thane Gash	
QB 19 Bernie Kosar			
FB 42 Tim Manoa			
RB 21 Eric Metcalf			

RADIO ANNOUNCERS:

Nev Chandler, Doug Dieken, Jim Mueller (WWWE 1100 AM, WDOK 102 FM)

DATE	RESULT	OPPONENT	ATT
09/10	W 51-0	at Pittsburgh Steelers	57,928
09/17	W 38-24	New York Jets	73,516
09/25	L 14-21	at Cincinnati Bengals	55,996
10/01	W 16-13	Denver Broncos	78,637
10/08	L 10-13	at Miami Dolphins (OT)	58,444
10/15	L 7-17	Pittsburgh Steelers	78,840
10/23	W 27-7	Chicago Bears	78,722
10/29	W 28-17	Houston Oilers	78,755
11/05	W 42-31	at Tampa Bay Buccaneers	69,162
11/12	W 17-7	at Seattle Seahawks	58,978
11/19	T 10-10	Kansas City Chiefs (OT)	77,922
11/23	L 10-13	at Detroit Lions	65,624
12/03	L 0-21	Cincinnati Bengals	76,236
12/10	L 17-23	at Indianapolis Colts (OT)	58,550
12/17	W 23-17	Minnesota Vikings (OT)	70,777
12/23	W 24-20	at Houston Oilers	58,852

AFC PLAYOFFS

Buffalo Bills 77,706

AFC CHAMPIONSHIP

01/14 L 21-37 at Denver Broncos 76,046

TEAM STATISTICS

	BROWNS	OPPONENT
Total First Downs	285	276
Rushing	101	93
Passing	161	161
Penalty	23	22
3rd Down: Made/Att	82/213	82/230
3rd Down Pct.	38.5%	35.7%
4th Down: Made/Att	1/9	10/16
4th Down Pct.	11.1%	62.5%
Total Net Yards	5,042	4,831
Avg. Per Game	315.1	301.9
Total Plays	1,011	1,031
Avg. Per Play	5.0	4.7
Net Yards Rushing	1,809	1,670
Avg. Per Game	100.6	104.4
Total Rushes	448	446
Net Yards Passing	3,433	3,161
Avg. Per Game	214.6	197.6
Sacked/Yards Lost	34/192	45/359
Gross Yards	3,625	3,520
Attempts/Completions	529/309	540/269
Completion Pct.	58.4%	49.8%
Had Intercepted	15	27
Punts/Avg.	97/39.4	94/40.4
Net Punting Avg.	97/35.0	94/35.1
Penalties/Yards Lost	128/973	122/985
Fumbles/Ball Lost	23/15	32/11
Touchdowns	41	30
Rushing	14	8
Passing	20	20
Returns	7	2
Avg. Time Of Possession	30:26	29:34

SCORE BY PERIODS	1ST	2ND	3RD	4TH	OT	TOT
Browns	48	112	104	64	6	334
Opponents	34	67	82	62	9	254

SCORING	RU	PA	ST	DF	PAT	ZRU	ZPA	FG	SAF	TP
Bahr, Matt	0	0	0	0	40/40	0	16/24	0	88	
Metcalf, Eric	6	4	0	0	0/0	0	0/0	0	60	
Slaughter, W	0	6	0	0	0/0	0	0/0	0	36	
Manoa, Tim	3	2	0	0	0/0	0	0/0	0	30	
Tillman, L.	0	2	1	0	0/0	0	0/0	0	18	
Langhorne, R.	0	2	0	0	0/0	0	0/0	0	12	

Grayson, David	0	0	0	2	0/0	0	0	0/0	0	12
Gash, Thane	0	0	0	2	0/0	0	0	0/0	0	12
Kosar, Bernie	1	0	0	0	0/0	0	0	0/0	0	6
Wright, Felix	0	0	0	1	0/0	0	0	0/0	0	6
Jones, Keith	1	0	0	0	0/0	0	0	0/0	0	6
Oliphant, Mike	1	0	0	0	0/0	0	0	0/0	0	6
Mack, Kevin	1	0	0	0	0/0	0	0	0/0	0	6
Waiters, Van	0	1	0	0	0/0	0	0	0/0	0	6
Matthews, C.	0	0	0	1	0/0	0	0	0/0	0	6
Tennell, Derek	0	1	0	0	0/0	0	0	0/0	0	6
Newsome, O.	0	1	0	0	0/0	0	0	0/0	0	6
Middleton, Ron	0	1	0	0	0/0	0	0	0/0	0	6
Redden, Barry	1	0	0	0	0/0	0	0	0/0	0	6
Browns	14	20	1	6	40/40	0	0	16/24	0	334
Opponents	8	20	2	0	29/29	0	0	15/28	0	254

RUSHING	NO	YDS	AVG	LG	TD
Metcalf, Eric	187	633	3.4	43t	6
Manoa, Tim	87	289	3.3	22	3
Jones, Keith	43	160	3.7	15	1
Redden, Barry	40	180	4.5	36t	1
Mack, Kevin	37	130	3.5	12	1
Kosar, Bernie	30	70	2.3	23	1
Oliphant, Mike	15	97	6.5	21	1
Langhorne, Reggie	5	19	3.8	18	0
McNeil, Gerald	2	32	16.0	18	0
Pagel, Mike	2	-1	-0.5	4	0
Browns	448	1,609	3.6	43t	14
Opponents	446	1,670	3.7	39t	8

RECEIVING	NO	YDS	AVG	LG	TD
Slaughter, Webster	65	1,236	19.0	97t	6
Langhorne, Reggie	60	749	12.5	62t	2
Metcalf, Eric	54	397	7.4	68t	4
Newsome, Ozzie	29	324	11.2	31	1
Brennan, Brian	28	289	10.3	38	0
Manoa, Tim	27	241	8.9	32	2
Jones, Keith	15	126	8.4	36	0
McNeil, Gerald	10	114	11.4	32	0
Tillman, Lavwyer	6	70	11.7	19	2
Redden, Barry	6	34	5.7	8	0
Oliphant, Mike	3	22	7.3	9	0
Mack, Kevin	2	7	3.5	4	0
Waiters, Van	1	14	14.0	14t	1
Middleton, Ron	1	5	5.0	5t	1
Tennell, Derek	1	4	4.0	4t	1
Kosar, Bernie	1	-7	-7.0	0	0
Browns	309	3,625	11.7	97t	20
Opponents	269	3,520	13.1	68	20

INTERCEPTIONS	NO	YDS	AVG	LG	TD
Wright, Felix	9*	91	10.1	27t	1
Gash, Thane	3	65	21.7	36t	2
Johnson, Mike	3	43	14.3	23	0
Minnifield, Frank	3	29	9.7	25	0
Harper, Mark	3	8	2.7	8	0
Grayson, David	2	25	12.5	14t	1
Matthews, Clay	1	25	25.0	25	0
Kramer, Kyle	1	12	12.0	12	0
Dixon, Hanford	1	2	2.0	2	0
Lyons, Robert	1	0	0.0	0	0
Browns	27	300	11.1	36t	4
Opponents	15	306	20.4	77	1

PUNTING	NO	YDS	AVG	IN20	TB	LG	BLK
Wagner, Bryan	97	3,817	39.4	32	6	60	0
Browns	97	3,817	39.4	32	6	60	0
Opponents	94	3,797	40.4	20	8	57	1

PUNT RETURNS	NO	FC	YDS	AVG	LG	TD
McNeil, Gerald	49	15	496	10.1	49	0
Browns	49	15	496	10.1	49	0
Opponents	49	13	418	8.5	27	0

KICKOFF RETURNS	NO	YDS	AVG	LG	TD
Metcalf, Eric	31	718	23.2	49	0
Oliphant, Mike	5	69	13.8	28	0
McNeil, Gerald	4	61	15.3	21	0
Jones, Keith	4	42	10.5	25	0
Braggs, Stephen	2	20	10.0	18	0
Redden, Barry	2	2	1.0	2	0
Joines, Vernon	1	12	12.0	12	0
Johnson, Eddie	1	8	8.0	8	0
Browns	50	932	18.6	49	0
Opponents	58	1,175	20.3	73	0

FIELD GOALS	1-19	20-29	30-39	40-49	50+	TOT
Bahr, Matt	0/0	5/5	6/8	4/9	1/2	16/24
Browns	0/0	5/5	6/8	4/9	1/2	16/24
Opponents	0/0	3/3	7/9	4/14	1/2	15/28

PASSING	ATT	CMP	YDS	PCT	AV/AT	TD	TD%	INT	INT%	LG	TKLD	RATING
Kosar, Bernie	513	303	3,533	59.1	6.89	18	3.5	14	2.7	97t	34/192	80.3
Pagel, Mike	14	5	60	35.7	4.29	1	7.1	1	7.1	18	0/0	43.8
Metcalf, Eric	2	1	32	50.0	16.00	1	50.0	0	0.0	32t	0/0	135.4
Browns	529	309	3,625	58.4	6.85	20	3.8	15	2.8	97t	34/192	80.1
Opponents	540	269	3,520	49.8	6.52	20	3.7	27	5.0	68	45/359	62.3

* Led NFL



1990 (3-13)

COACH: Bud Carson/Jim Shofner
TOP DRAFT CHOICE: RB Leroy Hoard
1990 USUAL STARTING LINEUPS

OFFENSE		DEFENSE	
WR 84 Webster Slaughter	LDE 60 A. Baker, 90 R. Burnett	LT 74 Paul Farren	LDT 75 C. Pike, 71 T. Gibson
LG 65 Ralph Tammi	ROD 92 Michael Dean Perry	C 61 Mike Baab	RDE 97 R. Banks, 98 A. Pleasant
RG 73 Gregg Rokoczy	LOLB 57 Clay Matthews	TE 82 Ozzie Newsome	MLB 59 Mike Johnson
RT 66 Tony Jones	ROLB 50 Van Waiters	RE 88 Reggie Langhorne	56 David Grayson
RB 86 Brian Brennan	LCB 24 Anthony Blaylock	QB 19 B. Kosar, 10 M. Pagel	31 Frank Minnifield
FB 34 K. Mack, 33 L. Hoard	RCB 26 Raymond Clayborn	RB 21 Eric Metcalf	SS 22 Felix Wright
	FS 30 Thane Gash		

RADIO ANNOUNCERS:
 Nev Chandler, Doug Dieken, Jim Mueller (WHK 1420 AM,
 WWMS 100.7 FM)

DATE	RESULT	OPPONENT	ATT
09/09	W 13-3	Pittsburgh Steelers	78,298
09/16	L 21-24	at New York Jets	67,354
09/23	L 14-24	San Diego Chargers	77,429
09/30	L 0-34	at Kansas City Chiefs	75,462
10/06	W 30-29	at Denver Broncos	74,814
10/14	L 20-25	at New Orleans Saints	68,608
10/22	L 13-34	Cincinnati Bengals	78,567
10/28	L 17-20	at San Francisco 49ers	63,672
11/04	L 0-42	Buffalo Bills	78,331
11/18	L 23-35	Houston Oilers	76,726
11/25	L 13-30	Miami Dolphins	70,225
12/02	L 23-38	Los Angeles Rams	61,981
12/09	L 14-58	at Houston Oilers	54,469
12/16	W 13-10	Atlanta Falcons	46,536
12/23	L 0-35	at Pittsburgh Steelers	51,665
12/30	L 14-21	at Cincinnati Bengals	60,041

TEAM STATISTICS	BROWNS	OPPONENT
Total First Downs	259	314
Rushing	74	117
Passing	167	169
Penalty	18	28
3rd Down: Made/Att	81/207	104/211
3rd Down Pct.	39.1%	49.3%
4th Down: Made/Att	7/19	2/3
4th Down Pct.	36.8%	66.7%
Total Net Yards	4,367	5,190
Avg. Per Game	272.9	324.4
Total Plays	960	987
Avg. Per Play	4.5	5.3
Net Yards Rushing	1,220	2,105
Avg. Per Game	76.3	131.6
Total Rushes	345	511
Net Yards Passing	3,147	3,085
Avg. Per Game	196.7	192.8
Sacked/Yards Lost	42/260	32/211
Gross Yards	3,407	3,296
Attempts/Completions	573/301	444/253
Completion Pct.	52.5%	57.0%
Had Intercepted	23	13
Punts/Avg.	78/36.9	68/38.1
Net Punting Avg.	78/31.5	68/35.0
Penalties/Yards Lost	122/922	95/684
Fumbles/Ball Lost	37/23	24/9
Touchdowns	27	59
Rushing	10	21
Passing	13	32
Returns	4	6
Avg. Time Of Possession	27:11	32:49

SCORE BY PERIODS	1ST	2ND	3RD	4TH	OT	TOT
Browns	32	57	71	68	0	228
Opponents	107	162	61	112	0	462

SCORING	RU	PA	ST	DF	PAT	ZRU	ZPA	FG	SAF	TP
Kauric, Jerry	0	0	0	0	24/27	0	0	14/20	0	66
Mack, Kevin	5	2	0	0	0/0	0	0	0/0	0	42

PASSING	ATT	CMP	YDS	PCT	AV/AT	TD	TD%	INT	INT%	LG	TKLD	RATNG
Kosar, Bernie	423	230	2,562	54.4	6.06	10	2.4	15	3.5	50	37/220	65.7
Pagel, Mike	148	69	819	46.6	5.53	3	2.0	8	5.4	32	5/40	48.2
Francis, Jeff	2	2	26	100.0	13.00	0	0.0	0	0.0	17	0/0	118.8
Browns	573	301	3,407	52.5	5.95	13	2.3	23	4.0	50	42/260	61.5
Opponents	444	253	3,296	57.0	7.42	32	7.2	13	2.9	59	32/211	92.3

Slaughter, W.	0	4	0	0	0/0	0	0	0/0	0	24
Metcalf, Eric	1	1	2	0	0/0	0	0	0/0	0	24
Hoard, Leroy	3	0	0	0	0/0	0	0	0/0	0	18
Langhorne, R.	0	2	0	0	0/0	0	0	0/0	0	12
Brennan, Brian	0	2	0	0	0/0	0	0	0/0	0	12
Newsome, Ozzie	0	2	0	0	0/0	0	0	0/0	0	12
Johnson, Mike	0	0	1	0	0/0	0	0	0/0	0	6
Gainer, Derrick	1	0	0	0	0/0	0	0	0/0	0	6
Blaylock, A.	0	0	1	0/0	0	0	0	0/0	0	6
Browns	10	13	2	2	24/27	0	0	14/20	0	228
Opponents	21	32	0	6	56/59	0	0	16/27	2	462

RUSHING	NO	YDS	AVG	LG	TD
Mack, Kevin	158	702	4.4	26	5
Metcalf, Eric	80	248	3.1	17	1
Hoard, Leroy	58	149	2.6	42	3
Gainer, Derrick	30	81	2.7	9	1
Kosar, Bernie	10	13	1.3	5	0
Slaughter, Webster	5	29	5.8	17	0
Pagel, Mike	3	-1	-0.3	0	0
Redden, Barry	1	-1	-1.0	-1	0
Browns	345	1,220	3.5	42	10
Opponents	511	2,105	4.1	39	21

RECEIVING	NO	YDS	AVG	LG	TD
Slaughter, Webster	59	847	14.4	50	4
Metcalf, Eric	57	452	7.9	35	1
Langhorne, Reggie	45	585	13.0	39	2
Brennan, Brian	45	568	12.6	28	2
Mack, Kevin	42	360	8.6	30	2
Newsome, Ozzie	23	240	10.4	38	2
Hoard, Leroy	10	73	7.3	17	0
Gainer, Derrick	7	85	12.1	20	0
Joines, Vernon	6	86	14.3	24	0
Galbraith, Scott	4	62	15.5	28	0
Talley, John	2	28	14.0	19	0
Kauric, Jerry	1	21	21.0	21	0
Browns	301	3,407	11.3	50	13
Opponents	253	3,296	13.0	59	32

INTERCEPTIONS	NO	YDS	AVG	LG	TD
Wright, Felix	3	56	18.7	36	0
Blaylock, Anthony	2	45	22.5	45	0
Braggs, Stephen	2	13	6.5	11	0
Minnifield, Frank	2	0	0.0	0	0
Johnson, Mike	1	64	64.0	64t	1
Gash, Thane	1	16	16.0	16	0
Waiters, Van	1	15	15.0	15	0
Grayson, David	1	3	3.0	3	0
Browns	13	212	16.3	64t	1
Opponents	23	422	18.3	67	3

PUNTING	NO	YDS	AVG	IN20	TB	LG	BLK
Wagner, Bryan	74	2,879	38.9	13	2	65	4
Team, Stat	4	0	0.0	0	0	0	0
Browns	78	2,879	36.9	13	2	65	4
Opponents	68	2,589	38.1	15	4	70	1

PUNT RETURNS	NO	FC	YDS	AVG	LG	TD
Adams, Stefon	13	4	81	6.2	25	0
Brennan, Brian	9	4	72	8.0	15	0
Lewis, Leo	8	7	56	7.0	18	0
Waiters, Van	1	0	0	0.0	0	0
Browns	31	15	209	6.7	25	0
Opponents	41	13	425	10.4	37	0

KICKOFF RETURNS	NO	YDS	AVG	LG	TD
Metcalf, Eric	52	1,052	20.2	101t	2
Fullwood, Brent	6	119	19.8	27	0
Adams, Stefon	3	33	11.0	15	0
Galbraith, Scott	3	16	5.3	10	0
Hoard, Leroy	2	18	9.0	10	0
Johnson, Eddie	2	17	8.5	11	0
Barnett, Harlon	1	15	15.0	15	0
Talley, John	1	6	6.0	6	0
Gainer, Derrick	1	0	0.0	0	0
Browns	71	1,276	18.0	101t	2
Opponents	45	805	17.9	39	0

FIELD GOALS	1-19	20-29	30-39	40-49	50+	TOT
Kauric, Jerry	0/0	5/5	5/8	4/7	0/0	14/20
Browns	0/0	5/5	5/8	4/7	0/0	14/20
Opponents	1/1	4/4	4/6	6/14	1/2	16/27

YEAR-BY-YEAR
 Regular Season Results
 1990



1991 (6-10)

COACH: Bill Belichick
TOP DRAFT CHOICE: S Eric Turner

1991 USUAL STARTING LINEUPS

OFFENSE		DEFENSE	
WR 84	Webster Slaughter	LDE 90	Rob Burnett
LT 66	Tony Jones	75	Pio Sagapolutele
LG 70	John Rienstra	LDT 96	James Jones
C 61	Mike Baab	RDT 92	Michael Dean Perry
RG 68	Ed King	RDE 98	Anthony Pleasant
RT 69	Dan Fike	L0LB 50	Van Waiters
TE 81	Scott Galbraith	58	David Brandon
WR 88	Reggie Langhorne	MLB 59	M. Johnson, 52 R. Brown
1	Michael Jackson	ROLB 57	Clay Matthews
QB 19	Bernie Kosar	LCB 31	Frank Minnifield
FB 34	Kevin Mack	R/CB 39	R. Hilliard, 36 S. Braggs
RB 33	Leroy Hoard	SS 37	H. Barnett, 29 E. Turner
21	Eric Metcalf	FS 22	Vince Newsome

RADIO ANNOUNCERS:

Ney Chandler, Doug Dieken, Jim Mueller (WHK 1420 AM, WWMS 100.7 FM)

Mack, Kevin	8	2	0	0	0/0	0	0	0/0	0	60
Slaughter, W.	0	3	0	0	0/0	0	0	0/0	0	18
Langhorne, R.	0	2	0	0	0/0	0	0	0/0	0	12
Morris, Joe	2	0	0	0	0/0	0	0	0/0	0	12
Jackson, M.	0	2	0	0	0/0	0	0	0/0	0	12
Jones, James	0	0	0	1	0/0	0	0	0/0	1	8
Brennan, Brian	0	1	0	0	0/0	0	0	0/0	0	6
Brandon, David	0	0	0	1	0/0	0	0	0/0	0	6
Turner, Eric	0	0	0	1	0/0	0	0	0/0	0	6
Newsome, V.	0	0	0	1	0/0	0	0	0/0	0	6
Browns	12	19	0	4	33/34	0	0	16/22	1	293
Opponents	12	20	0	1	32/33	0	0	22/30	1	298

RUSHING	NO	YDS	AVG	LG	TD
Mack, Kevin	197	726	3.7	51t	8
Morris, Joe	93	289	3.1	15	2
Hoard, Leroy	37	154	4.2	52	2
Metcalf, Eric	30	107	3.6	15	0
Kosar, Bernie	26	74	2.8	14	0
Rouson, Lee	3	14	4.7	9	0
Hansen, Brian	2	-3	-1.5	0	0
Philcox, Todd	1	-1	-1.0	-1	0
Browns	389	1,360	3.5	52	12
Opponents	447	1,875	4.2	65t	12

DATE	RESULT	OPPONENT	ATT
09/01	L 14-26	Dallas Cowboys	78,860
09/08	W 20-0	at New England Patriots	35,377
09/15	W 14-13	Cincinnati Bengals	78,269
09/22	L 10-13	at New York Giants	75,891
10/06	L 14-17	New York Jets	71,042
10/13	L 17-42	at Washington Redskins	54,715
10/20	W 30-24	at San Diego Chargers (OT)	48,440
10/27	W 17-14	Pittsburgh Steelers	78,285
11/03	L 21-23	at Cincinnati Bengals	55,077
11/10	L 30-32	Philadelphia Eagles	72,086
11/17	L 24-28	at Houston Oilers	58,155
11/24	W 20-15	Kansas City Chiefs	63,991
12/01	W 31-0	at Indianapolis Colts	57,539
12/08	L 7-17	Denver Broncos	73,539
12/15	L 14-17	Houston Oilers	55,680
12/22	L 10-17	at Pittsburgh Steelers	47,070

TEAM STATISTICS	BROWNS	OPPONENT
Total First Downs	265	298
Rushing	82	100
Passing	163	179
Penalty	20	19
3rd Down: Made/Att	74/199	97/215
3rd Down Pct.	37.2%	45.1%
4th Down: Made/Att	9/20	9/17
4th Down Pct.	45.0%	52.9%
Total Net Yards	4,664	5,084
Avg. Per Game	291.5	317.8
Total Plays	934	1,004
Avg. Per Play	5.0	5.1
Net Yards Rushing	1,360	1,875
Avg. Per Game	85.0	117.2
Total Rushes	389	447
Net Yards Passing	3,304	3,209
Avg. Per Game	206.5	200.6
Sacked/Yards Lost	42/243	35/236
Gross Yards	3,547	3,445
Attempts/Completions	503/312	522/312
Completion Pct.	62.0%	59.8%
Had Intercepted	10	15
Punts/Avg.	80/42.5	61/41.3
Net Punting Avg.	80/37.6	61/37.2
Penalties/Yards Lost	108/872	103/770
Fumbles/Ball Lost	18/9	33/18
Touchdowns	35	33
Rushing	12	12
Passing	19	20
Returns	4	1
Avg. Time Of Possession	29:00	31:00

SCORE BY PERIODS	1ST	2ND	3RD	4TH	OT	TOT
Browns	57	105	77	48	6	293
Opponents	25	113	51	109	0	298

SCORING	RU	PA	ST	DF	PAT	2RU	ZPA	FG	SAF	TP
Stover, Matt	0	0	0	0	33/34	0	0	16/22	0	81
Hoard, Leroy	2	9	0	0	0/0	0	0	0/0	0	86

RECEIVING	NO	YDS	AVG	LG	TD
Slaughter, Webster	64	906	14.2	62t	3
Hoard, Leroy	48	567	11.8	71t	9
Mack, Kevin	40	255	6.4	22	2
Langhorne, Reggie	39	505	12.9	40t	2
Brennan, Brian	31	325	10.5	30	1
Metcalf, Eric	29	294	10.1	45	0
Galbraith, Scott	27	328	12.1	42	0
Jackson, Michael	17	268	15.8	65t	2
Morris, Joe	13	76	5.8	13	0
Rouson, Lee	2	9	4.5	6	0
Talley, John	1	13	13.0	13	0
Kosar, Bernie	1	1	1.0	1	0
Browns	312	3,547	11.4	71t	19
Opponents	312	3,445	11.0	70t	20

INTERCEPTIONS	NO	YDS	AVG	LG	TD
Braggs, Stephen	3	15	5.0	15	0
Brandon, David	2	70	35.0	40	1
Turner, Eric	2	42	21.0	42t	1
Matthews, Clay	1	35	35.0	35	0
Newsome, Vince	1	31	31.0	31	0
Jones, James	1	20	20.0	20t	1
Brown, Richard	1	19	19.0	19	0
Hilliard, Randy	1	19	19.0	19	0
Figaro, Cedric	1	9	9.0	9	0
Johnson, Mike	1	0	0.0	0	0
Jackson, Alfred	1	0	0.0	0	0
Browns	15	260	17.3	42t	3
Opponents	10	95	9.5	57t	1

PUNTING	NO	YDS	AVG	IN20	TB	LG	BLK
Hansen, Brian	80	3,397	42.5	20	6	65	0
Browns	80	3,397	42.5	20	6	65	0
Opponents	61	2,520	41.3	16	6	61	0

PUNT RETURNS	NO	FC	YDS	AVG	LG	TD
Slaughter, Webster	17	3	112	6.6	17	0
Metcalf, Eric	12	1	100	8.3	30	0
Minnifield, Frank	0	0	28	0.0	28	0
Brennan, Brian	2	6	11	5.5	11	0
Stat. Team	0	0	0	0.0	31	0
Browns	31	10	251	8.1	31	0
Opponents	40	15	388	9.7	48	0

KICKOFF RETURNS	NO	YDS	AVG	LG	TD
Metcalf, Eric	23	351	15.3	24	0
Morris, Joe	18	310	17.2	36	0
Peebles, Danny	8	149	18.6	32	0
James, Lynn	3	49	16.3	21	0
Galbraith, Scott	2	13	6.5	8	0
Rouson, Lee	1	16	16.0	16	0
Browns	55	888	16.1	36	0
Opponents	50	1,022	20.4	47	0

FIELD GOALS	1-19	20-29	30-39	40-49	50+	TOT
Stover, Matt	1/2	2/3	8/9	3/6	2/2	16/22
Browns	1/2	2/3	8/9	3/6	2/2	16/22
Opponents	1/1	10/12	8/8	2/4	1/5	22/30

PASSING	ATT	CMP	YDS	PCT	AV/AT	TD	TD%	INT	INT%	LG	TKLD	RATNG
Kosar, Bernie	494	307	3,487	62.1	7.06	18	3.6	9	1.8	71t	41/232	87.8
Philcox, Todd	8	4	49	50.0	6.13	0	0.0	1	12.5	28	0/0	29.7
Hansen, Brian	1	1	11	100.0	11.00	1	100.0	0	0.0	11t	0/0	152.1
Metcalf, Eric	0	0	0	0.0	0.00	0	0.0	0	0.0	0	1/11	39.6
Browns	503	312	3,547	62.0	7.05	19	3.8	10	2.0	71t	42/243	87.5
Opponents	522	312	3,445	59.8	6.60	20	3.8	15	2.9	70t	35/236	80.2

YEAR-BY-YEAR
Regular Season Results
1991



1992 (7-9)

COACH: Bill Belichick
TOP DRAFT CHOICE: RB Tommy Vardell
1992 USUAL STARTING LINEUPS

OFFENSE		DEFENSE	
WR 1	Michael Jackson	LDE 90	Rob Burnett
LT 66	Tony Jones	LDT 96	James Jones
LG 72	B. Dahl, 70 J. Rienstra	RDT 92	Michael Dean Perry
C 63	Jay Hilgenberg	RDE 98	Anthony Pleasant
RG 68	Ed King	LOLB 58	David Brandon
RT 69	Dan Fike	MLB 59	Mike Johnson
TE 83	Mark Bavaro	ROLB 57	Clay Matthews
WR 85	Lavyer Tillman	LCB 31	Frank Minnifield
QB 19	B. Kosar, 18 M. Tomczak	RCB 24	Terry Taylor
FB 44	T. Vardell, 34 K. Mack	SS 29	Eric Turner
RB 33	L. Hoard, 21 E. Metcalf	FS 22	Vince Newsome

RADIO ANNOUNCERS:
 Nev Chandler, Doug Dieken, Jim Mueller (WHK 1420 AM,
 WWMW 100.7 FM)

DATE	RESULT	OPPONENT	ATT
09/06	L 3-14	at Indianapolis Colts	50,766
09/14	L 23-27	Miami Dolphins	74,765
09/20	W 28-16	at Los Angeles Raiders	48,102
09/27	L 0-12	Denver Broncos	78,064
10/11	W 17-9	Pittsburgh Steelers	78,080
10/18	W 17-6	Green Bay Packers	69,268
10/25	W 19-17	at New England Patriots	32,219
11/01	L 10-30	at Cincinnati Bengals	54,765
11/08	W 24-14	at Houston Oilers	57,348
11/15	L 13-14	San Diego Chargers	58,396
11/22	L 13-17	at Minnesota Vikings	53,323
11/29	W 27-14	Chicago Bears	73,578
12/06	W 37-21	Cincinnati Bengals	68,368
12/13	L 14-24	at Detroit Lions	65,970
12/20	L 14-17	Houston Oilers	59,898
12/27	L 13-23	at Pittsburgh Steelers	53,776

TEAM STATISTICS	BROWNS	OPPONENT
Total First Downs	242	281
Rushing	85	86
Passing	141	170
Penalty	16	25
3rd Down: Made/Att	67/196	76/205
3rd Down Pct.	34.2%	37.1%
4th Down: Made/Att	9/17	7/14
4th Down Pct.	52.9%	50.0%
Total Net Yards	4,492	4,757
Avg. Per Game	280.8	297.3
Total Plays	883	963
Avg. Per Play	5.1	4.9
Net Yards Rushing	1,607	1,605
Avg. Per Game	100.4	100.3
Total Rushes	451	429
Net Yards Passing	2,885	3,152
Avg. Per Game	180.3	197.0
Sacked/Yards Lost	34/217	48/315
Gross Yards	3,102	3,467
Attempts/Completions	398/238	486/291
Completion Pct.	59.8%	59.9%
Had Intercepted	16	13
Punts/Avg.	75/41.1	74/44.5
Net Punting Avg.	75/38.0	74/38.7
Penalties/Yards Lost	104/765	93/764
Fumbles/Ball Lost	19/12	33/20
Touchdowns	30	29
Rushing	7	5
Passing	18	23
Returns	5	1
Avg. Time Of Possession	30:13	29:47

SCORE BY PERIODS	1ST	2ND	3RD	4TH	OT	TOT
Browns	63	31	76	102	0	272
Opponents	55	47	80	93	0	275

SCORING	RU	PA	ST	DF	PAT	2RU	2PA	FG	SAF	TP	
Stover, Matt	0	0	0	0	29/30	0	0	0	21/29	0	92
Metcalf, Eric	1	5	1	0	0/0	0	0	0	0/0	0	42
Jackson, M.	0	7	0	0	0/0	0	0	0	0/0	0	42

PASSING	ATT	CMP	YDS	PCT	AV/AT	TD	TD%	INT	INT%	LG	TKLD	RATNG
Tomczak, Mike	211	120	1,693	56.9	8.02	7	3.3	7	3.3	52	12/85	80.1
Kosar, Bernie	155	103	1,160	66.5	7.48	8	5.2	7	4.5	69t	21/126	87.0
Philcox, Todd	27	13	217	48.1	8.04	3	11.1	1	3.7	69t	1/6	97.3
Goebel, Brad	3	2	32	66.7	10.67	0	0.0	0	0.0	22	0/0	102.1
Metcalf, Eric	1	0	0	0.0	0.00	0	0.0	0	0.0	0	0/0	39.6
Stover, Matt	1	0	0	0.0	0.00	0	0.0	1	100.0	0	0/0	0.0
Browns	398	238	3,102	59.8	7.79	18	4.5	16	4.0	69t	34/217	82.7
Opponents	486	291	3,467	59.9	7.13	23	4.7	13	2.7	68t	48/315	86.3

Mack, Kevin	6	0	0	0	0/0	0	0	0/0	0	0	0	36
Bavaro, Mark	0	2	0	0	0/0	0	0	0/0	0	0	0	12
Brandon, David	0	0	0	2	0/0	0	0	0/0	0	0	0	12
Jones, James	0	1	0	0	0/0	0	0	0/0	0	0	0	6
Galbraith, S.	0	1	0	0	0/0	0	0	0/0	0	0	0	6
Johnson, Mike	0	0	0	1	0/0	0	0	0/0	0	0	0	6
Hoard, Leroy	0	1	0	0	0/0	0	0	0/0	0	0	0	6
Moore, Stevon	0	0	0	1	0/0	0	0	0/0	0	0	0	6
Wolffey, Ron	0	1	0	0	0/0	0	0	0/0	0	0	0	6
Browns	7	18	1	4	29/30	0	0	21/29	0	21/29	0	272
Opponents	5	23	0	1	29/29	0	0	24/29	0	24/29	0	275

RUSHING	NO	YDS	AVG	LG	TD
Mack, Kevin	169	543	3.2	37	6
Vardell, Tommy	99	369	3.7	35	0
Metcalf, Eric	73	301	4.1	31	1
Hoard, Leroy	54	236	4.4	37	0
Tomczak, Mike	24	39	1.6	16	0
Brooks, James	13	38	2.9	13	0
Baldwin, Randy	10	31	3.1	11	0
Kosar, Bernie	5	12	2.4	8	0
Tillman, Lavyer	2	15	7.5	15	0
Jackson, Michael	1	21	21.0	21	0
Wolffey, Ron	1	2	2.0	2	0
Browns	451	1,607	3.6	37	7
Opponents	429	1,605	3.7	48	5

RECEIVING	NO	YDS	AVG	LG	TD
Jackson, Michael	47	755	16.1	89t	7
Metcalf, Eric	47	614	13.1	89t	5
Hoard, Leroy	26	310	11.9	46t	1
Tillman, Lavyer	25	498	19.9	52	0
Bavaro, Mark	25	315	12.6	39	2
Holohon, Pate	20	170	8.5	24	0
Vardell, Tommy	13	128	9.8	23	0
Mack, Kevin	13	81	6.2	23	0
Smith, Rico	5	64	12.8	21	0
Galbraith, Shawn	4	63	15.8	28	1
Collins, Scott	3	43	10.7	11	0
Baldwin, Randy	2	30	15.0	20	0
Holland, Jamie	2	27	13.5	16	0
Wolffey, Ron	2	8	4.0	6	1
Brooks, James	2	-1	-0.5	4	0
McCardell, Keenan	1	8	8.0	8	0
Jones, James	1	1	1.0	1	1
Browns	238	3,102	13.0	89t	18
Opponents	291	3,467	11.9	88t	23

INTERCEPTIONS	NO	YDS	AVG	LG	TD
Newsome, Vince	3	55	18.3	29	0
Brandon, David	2	123	61.5	92t	1
Walls, Everson	2	26	13.0	24	0
Minnifield, Frank	2	6	3.0	5	0
Matthews, Clay	1	6	6.0	6	0
Turner, Eric	1	6	6.0	6	0
Johnson, Mike	1	0	0.0	0	0
Taylor, Terry	1	0	0.0	0	0
Browns	13	222	17.1	92t	1
Opponents	16	213	13.3	69	1

PUNTING	NO	YDS	AVG	IN20	TB	LG	BLK
Hansen, Brian	74	3,083	41.7	28	7	73	1
Team, Stat	1	0	0.0	0	0	0	0
Browns	75	3,083	41.1	28	7	73	1
Opponents	74	3,293	44.5	19	4	66	0

PUNT RETURNS	NO	FC	YDS	AVG	LG	TD
Metcalf, Eric	44	10	429	9.8	75t	1
Browns	44	10	429	9.8	75t	1
Opponents	27	23	234	8.7	50	0

KICKOFF RETURNS	NO	YDS	AVG	LG	TD
Baldwin, Randy	30	675	22.5	47	0
Metcalf, Eric	9	157	17.4	30	0
Hoard, Leroy	2	34	17.0	25	0
Vardell, Tommy	2	14	7.0	13	0
Browns	43	880	20.5	47	0
Opponents	51	907	17.8	30	0

FIELD GOALS	1-19	20-29	30-39	40-49	50+	TOT
Stover, Matt	1/1	11/11	6/8	2/6	1/3	21/29
Browns	1/1	11/11	6/8	2/6	1/3	21/29
Opponents	0/0	10/11	7/8	7/8	0/2	24/29

YEAR-BY-YEAR
 Regular Season Results
 1992



1993 [7-9]

COACH: Bill Belichick
TOP DRAFT CHOICE: C. Steve Everitt
1993 USUAL STARTING LINEUPS

OFFENSE		DEFENSE	
WR 81	Michael Jackson	LDE 90	Rob Burnett
LT 86	Tony Jones	LDT 96	J. Jones, 93 J. Ball
LG 64	Houston Hoover	RDT 92	Michael Dean Perry
C 61	Steve Everitt	RDE 98	Anthony Pleasant
RG 72	Bob Dahl	LOLB 53	Pepper Johnson
RT 62	Gene Williams	MLB 59	Mike Johnson
TE 88	Brian Kinchen	ROLB 57	Clay Matthews
WR 83	Mark Carrier	LCB 24	Tajay Taylor
QB 12	Vinny Testaverde	RCB 48	Najee Mustafaa
	19 Bernie Kosar	SS 27	Stevon Moore
FB 44	Tommy Vardell	FS 29	Eric Turner
RB 21	E. Metcalf, 33 L. Hoard		

RADIO ANNOUNCERS:
 Nav Chandler, Doug Dieken, Jim Mueller (WHK 1420 AM, WVMS 100.7 FM)

DATE	RESULT	OPPONENT	ATT
09/05	W 27-14	Cincinnati Bengals	75,508
09/13	W 23-13	San Francisco 49ers	78,218
09/19	W 19-16	at Los Angeles Raiders	48,817
09/26	L 10-23	at Indianapolis Colts	59,854
10/10	L 14-24	Miami Dolphins	78,138
10/17	W 28-17	at Cincinnati Bengals	55,847
10/24	W 28-23	Pittsburgh Steelers	78,118
11/07	L 14-29	Denver Broncos	77,818
11/14	L 5-22	at Seattle Seahawks	54,622
11/21	L 20-27	Houston Oilers	71,668
11/28	L 14-17	at Atlanta Falcons	54,510
12/05	W 17-13	New Orleans Saints	60,388
12/12	L 17-19	at Houston Oilers	58,720
12/19	L 17-20	New England Patriots	48,615
12/26	W 42-14	at Los Angeles Rams	34,155
01/02	L 9-16	at Pittsburgh Steelers	49,208

TEAM STATISTICS	BROWNS	OPPONENT
Total First Downs	264	290
Rushing	91	94
Passing	152	170
Penalty	21	26
3rd Down: Made/Att	66/201	88/231
3rd Down Pct.	32.8%	38.1%
4th Down: Made/Att	11/14	6/13
4th Down Pct.	78.6%	46.2%
Total Net Yards	4,740	4,778
Avg. Per Game	296.3	298.6
Total Plays	948	1,040
Avg. Per Play	5.0	4.6
Net Yards Rushing	1,701	1,654
Avg. Per Game	106.3	103.4
Total Rushes	425	451
Net Yards Passing	3,039	3,124
Avg. Per Game	189.9	195.3
Sacked/Yards Lost	45/289	48/342
Gross Yards	3,328	3,466
Attempts/Completions	478/262	541/306
Completion Pct.	54.8%	56.6%
Had Intercepted	19	13
Punts/Avg.	84/43.2	85/42.4
Net Punting Yards	84/38.0	85/35.8
Penalties/Yards Lost	121/842	105/821
Fumbles/Ball Lost	27/17	28/9
Touchdowns	36	30
Rushing	8	9
Passing	23	19
Returns	5	2
Avg. Time Of Possession	29:32	30:28

SCORE BY PERIODS	1ST	2ND	3RD	4TH	OT	TOT
Browns	56	99	58	91	0	304
Opponents	64	110	52	81	0	307

SCORING	RU	PA	ST	DF	PAT	2RU	2PA	FG	SAF	TP
Stover, Matt	0	0	0	0	36/36	0	0	16/22	0	84
Jackson, M.	0	8	0	0	0/0	0	0	0/0	0	48
Metcalf, Eric	1	2	2	0	0/0	0	0	0/0	0	30
Carrier, Mark	1	3	1	0	0/0	0	0	0/0	0	30

PASSING	ATT	CMP	YDS	PCT	AV/AT	TD	INT	INT%	LG	TKLD	RATNG
Testaverde, Vinny	230	130	1,797	56.5	7.81	14	6.1	9	3.9	62t	17/101 85.7
Kosar, Bernie	138	79	807	57.2	5.85	5	3.6	3	2.2	38t	21/128 77.2
Philcox, Todd	108	52	699	48.1	6.47	4	3.7	7	6.5	56	7/60 54.5
Jackson, Michael	1	1	25	100.0	25.00	0	0.0	0	0.0	25	0/0 118.8
Hoard, Leroy	1	0	0	0.0	0.00	0	0.0	0	0.0	0	0/0 39.6
Browns	478	262	3,328	54.8	6.96	23	4.8	19	4.0	62t	45/289 76.2
Opponents	541	306	3,466	56.6	6.41	19	3.5	13	2.4	56	48/342 77.6

Vardell, Tommy	3	1	0	0	0/0	0	0	0/0	0	24
McCardell, K.	0	4	0	0	0/0	0	0	0/0	0	12
Kinchen, Brian	0	2	0	0	0/0	0	0	0/0	0	24
Philcox, Todd	1	0	0	0	0/0	0	0	0/0	0	6
Baldwin, R.	0	1	0	0	0/0	0	0	0/0	0	6
Wolffey, Ron	0	1	0	0	0/0	0	0	0/0	0	6
Moore, Stevon	0	0	0	1	0/0	0	0	0/0	0	6
Mack, Kevin	1	0	0	0	0/0	0	0	0/0	0	6
Mustafaa, N.	0	0	0	1	0/0	0	0	0/0	0	6
Tillman, L.	0	1	0	0	0/0	0	0	0/0	0	6
Jones, James	1	0	0	0	0/0	0	0	0/0	0	6
Pleasant, A.	0	0	0	0	0/0	0	0	0/0	1	2
Riddick, Louis	0	0	0	0	0/0	0	0	0/0	1	2
Browns	8	23	3	2	36/36	0	0	16/22	2	304
Opponents	9	19	0	2	30/30	0	0	31/38	2	307

RUSHING	NO	YDS	AVG	LG	TD
Vardell, Tommy	171	644	3.8	54	3
Metcalf, Eric	129	611	4.7	55	1
Hoard, Leroy	56	227	4.1	30	0
Testaverde, Vinny	18	74	4.1	14	0
Baldwin, Randy	18	61	3.4	11	0
Kosar, Bernie	14	19	1.4	10	0
Mack, Kevin	10	33	3.3	7	1
Carrier, Mark	4	26	6.5	15t	1
Philcox, Todd	2	3	1.5	3t	1
Jones, James	2	2	1.0	1t	1
Jackson, Michael	1	1	1.0	1	0
Browns	425	1,701	4.0	55	8
Opponents	451	1,654	3.7	49	9

RECEIVING	NO	YDS	AVG	LG	TD
Metcalf, Eric	63	539	8.6	49t	2
Carrier, Mark	43	746	17.3	55	3
Jackson, Michael	41	756	18.4	62t	8
Hoard, Leroy	35	351	10.0	41	0
Kinchen, Brian	29	347	12.0	40	2
Vardell, Tommy	19	151	7.9	28t	1
McCardell, Keenan	13	234	18.0	43	4
Tillman, Lawyer	5	68	13.6	18	1
Wolffey, Ron	5	25	5.0	9	1
Smith, Rico	4	55	13.8	17	0
Rowe, Patrick	3	37	12.3	16	0
Williams, Clarence	1	14	14.0	14	0
Baldwin, Randy	1	5	5.0	5t	1
Browns	262	3,328	12.7	62t	23
Opponents	306	3,466	11.3	56	19

INTERCEPTIONS	NO	YDS	AVG	LG	TD
Turner, Eric	5	25	5.0	19	0
Jones, Selwyn	3	0	0.0	0	0
Mustafaa, Najee	1	97	97.0	97t	1
Hilliard, Randy	1	54	54.0	54	0
Speer, Del	1	22	22.0	22	0
Matthews, Clay	1	10	10.0	10	0
Johnson, Mike	1	0	0.0	0	0
Browns	13	208	16.0	97t	1
Opponents	19	248	12.9	69	0

PUNTING	NO	YDS	AVG	IN20	TB	LG	BLK
Hansen, Brian	82	3,632	44.3	15	10	72	2
Team, Stat	2	0	0.0	0	0	0	0
Browns	84	3,632	43.2	15	10	72	2
Opponents	85	3,603	42.4	24	7	61	0

PUNT RETURNS	NO	FC	YDS	AVG	LG	TD
Metcalf, Eric	36	11	464	12.9	91t	2
Carrier, Mark	6	1	92	15.3	56t	1
Turner, Eric	0	0	7	0.0	7	0
Browns	42	12	563	13.4	91t	3
Opponents	49	14	438	8.9	36	0

KICKOFF RETURNS	NO	YDS	AVG	LG	TD
Baldwin, Randy	24	444	18.5	31	0
Metcalf, Eric	15	318	21.2	47	0
Hoard, Leroy	13	286	22.0	39	0
Vardell, Tommy	4	58	14.5	16	0
Smith, Rico	1	13	13.0	13	0
Kinchen, Brian	1	0	0.0	0	0
Browns	58	1,119	19.3	47	0
Opponents	46	814	17.7	49	0

FIELD GOALS	1-19	20-29	30-39	40-49	50+	TOT
Stover, Matt	0/0	4/4	5/6	6/8	1/4	16/22
Browns	0/0	4/4	5/6	6/8	1/4	16/22
Opponents	1/1	13/14	6/10	8/9	3/4	31/38

YEAR-BY-YEAR
 Regular Season Results
 1993



1994 (11-5)

COACH: Bill Belichick

TOP DRAFT CHOICE: CB Antonio Langham

1994 USUAL STARTING LINEUPS

OFFENSE		DEFENSE	
WR 81	Michael Jackson	LDE 90	Rob Burnett
83	Mark Carrier	LOT 94	Bill Johnson
LT 66	Tony Jones	RDT 92	Michael Dean Perry
LG 69	Doug Dawson	ROE 88	Anthony Pleasant
63	Wally Williams	LOLB 58	Carl Banks
C 61	Steve Everett	MLB 52	Pepper Johnson
RG 72	Bab Dahl	ROLB 50	Frank Stamos
RT 77	Orlando Brown	LCB 38	Antonio Langham
62	Gene Williams	RCB 28	Don Griffin
TE 88	Brian Kinchen	SS 27	Stevon Moore
89	Walter Reeves	FS 29	Eric Turner
WR 85	Derrick Alexander		
QB 12	Vinny Testaverde		
11	Mark Rypien		
FB 33	L. Hoard, 44 T. Vardell		
RB 21	Eric Metcalf		

RADIO ANNOUNCERS:

Casey Coleman, Doug Dieken, Jim Mueller (WKNR 1220 AM, WDDK 102.1 FM)

DATE	RESULT	OPPONENT	ATT
09/04	W 28-20	at Cincinnati Bengals	52,778
09/11	L 10-17	Pittsburgh Steelers	77,774
09/18	W 32-0	Arizona Cardinals	62,818
09/25	W 21-14	at Indianapolis Colts	55,821
10/02	W 27-7	New York Jets	76,188
10/13	W 11-8	at Houston Oilers	50,364
10/23	W 37-13	Cincinnati Bengals	77,588
10/30	L 14-26	at Denver Broncos	73,190
11/06	W 13-6	New England Patriots	73,878
11/13	W 26-7	at Philadelphia Eagles	65,233
11/20	L 13-20	at Kansas City Chiefs	69,121
11/27	W 34-10	Houston Oilers	65,088
12/04	L 13-16	New York Giants	72,068
12/10	W 19-14	at Dallas Cowboys	64,826
12/18	L 7-17	at Pittsburgh Steelers	60,808
12/24	W 35-9	Seattle Seahawks	54,180

WILD CARD PLAYOFF

01/01	W 20-13	New England Patriots	77,452
-------	---------	----------------------	--------

DIVISIONAL PLAYOFF

01/07	L 9-29	at Pittsburgh Steelers	58,185
-------	--------	------------------------	--------

TEAM STATISTICS	BROWNS	OPPONENT
Total First Downs	273	304
Rushing	80	98
Passing	161	173
Penalty	32	33
3rd Down: Made/Att	69/204	83/242
3rd Down Pct.	33.8%	34.3%
4th Down: Made/Att	4/12	7/18
4th Down Pct.	33.3%	38.9%
Total Net Yards	4,832	4,826
Avg. Per Game	302.0	301.6
Total Plays	970	1,090
Avg. Per Play	5.0	4.4
Net Yards Rushing	1,657	1,669
Avg. Per Game	103.6	104.3
Total Rushes	449	465
Net Yards Passing	3,175	3,157
Avg. Per Game	198.4	197.3
Sacked/Yards Lost	14/94	38/268
Gross Yards	3,269	3,425
Attempts/Completions	507/266	587/325
Completion Pct.	52.5%	55.4%
Had Intercepted	21	18
Punts/Avg.	80/40.1	97/40.0
Net Punting Avg.	80/37.4	97/35.2
Penalties/Yards Lost	113/969	129/1,139
Fumbles/Ball Lost	26/14	26/13
Touchdowns	37	22
Rushing	12	9
Passing	20	13
Returns	5	0
Avg. Time Of Possession	28:43	31:17

SCORE BY PERIODS	1ST	2ND	3RD	4TH	OT	TOT
Browns	65	121	55	99	0	340
Opponents	52	58	28	66	0	204

PASSING	ATT	CMP	YDS	PCT	AV/AT	TD	TD%	INT	INT%	LG	TKLD	RATNG
Testaverde, Vinny	376	207	2,575	55.1	6.85	16	4.3	18	4.8	81t	12/83	70.7
Rypien, Mark	128	59	694	46.1	5.42	4	3.1	3	2.3	43	2/11	63.7
Jackson, Michael	2	0	0	0.0	0.00	0	0.0	0	0.0	0	0/0	39.6
Metcalf, Eric	1	0	0	0.0	0.00	0	0.0	0	0.0	0	0/0	39.6
Browns	507	266	3,269	52.5	6.45	20	3.9	21	4.1	81t	14/94	68.6
Opponents	587	325	3,425	55.4	5.83	13	2.2	18	3.1	44	38/268	67.1

SCORING	RU	PA	ST	DF	PAT	2RU	2PA	FG	SAF	TP
Stover, Matt	0	0	0	0	32/32	0	0	26/28	0	110
Hoard, Leroy	5	4	0	0	0/0	0	0	0/0	0	54
Metcalf, Eric	2	3	2	0	0/0	0	0	0/0	0	42
Carrier, Mark	1	5	0	0	0/0	0	0	0/0	0	36
Alexander, Derrick	2	0	0	0	0/0	0	1	0/0	0	14
Testaverde, Vinny	2	0	0	0	0/0	0	0	0/0	0	12
Byner, Earnest	2	0	0	0	0/0	0	0	0/0	0	12
Jackson, Michael	2	0	0	0	0/0	0	0	0/0	0	12
Tupa, Tom	0	0	0	0	0/0	3	0	0/0	0	6
Baldwin, Randy	0	0	1	0	0/0	0	0	0/0	0	6
Turner, Eric	0	0	1	0	0/0	0	0	0/0	0	6
Hartley, Frank	1	0	0	0	0/0	0	0	0/0	0	6
Kinchen, Brian	0	1	0	0	0/0	0	0	0/0	0	6
Reeves, Walter	0	1	0	0	0/0	0	0	0/0	0	6
Hill, Travis	0	0	1	0	0/0	0	0	0/0	0	6
Vardell, Tommy	0	1	0	0	0/0	0	0	0/0	0	6
Browns	12	20	4	1	32/32	3	1	26/28	0	340
Opponents	9	13	0	0	19/19	0	1	17/26	0	204

RUSHING	NO	YDS	AVG	LG	TD
Hoard, Leroy	209	890	4.3	39	5
Metcalf, Eric	93	329	3.5	37t	2
Byner, Earnest	75	219	2.9	15	2
Baldwin, Randy	23	78	3.4	16	0
Testaverde, Vinny	21	37	1.8	12	2
Vardell, Tommy	15	48	3.2	9	0
Rypien, Mark	7	4	0.6	2	0
Alexander, Derrick	4	38	9.5	25	0
Carrier, Mark	1	0	14.0	14	1
Jones, James	1	0	0.0	0	0
Browns	449	1,657	3.7	39	12
Opponents	465	1,669	3.6	41	9

RECEIVING	NO	YDS	AVG	LG	TD
Alexander, Derrick	48	828	17.3	81t	2
Metcalf, Eric	47	436	9.3	57t	3
Hoard, Leroy	45	445	9.9	65t	4
Carrier, Mark	29	452	15.6	43	5
Kinchen, Brian	24	232	9.7	38	1
Jackson, Michael	21	304	14.5	30	2
Vardell, Tommy	16	137	8.6	19	1
Byner, Earnest	11	102	9.3	30	0
McCardell, Keenan	10	182	18.2	34	0
Reeves, Walter	6	61	10.2	22	1
Baldwin, Randy	3	15	5.0	15	0
Hartley, Frank	3	13	4.3	8	1
Smith, Rico	2	61	30.5	50	0
Jones, James	1	1	1.0	1	0
Browns	266	3,269	12.3	81t	20
Opponents	325	3,425	10.5	44	13

INTERCEPTIONS	NO	YDS	AVG	LG	TD
Turner, Eric	9 ^a	199	22.1	93t	1
Jacobs, Tim	2	9	4.5	8	0
Langham, Antonio	2	2	1.0	2	0
Griffin, Don	2	2	1.0	2	0
Stams, Frank	1	7	7.0	7	0
Booth, Issac	1	4	4.0	4	0
Caldwell, Mike	1	0	0.0	0	0
Browns	18	223	12.4	93t	1
Opponents	21	225	10.7	49	0

PUNTING	NO	YDS	AVG	IN20	TB	LG	BLK
Tupa, Tom	80	3,211	40.1	27	8	65	0
Browns	80	3,211	40.1	27	8	65	0
Opponents	97	3,880	40.0	24	11	59	1

PUNT RETURNS	NO	FC	YDS	AVG	LG	TD
Metcalf, Eric	35	6	348	9.9	92t	2
Carrier, Mark	9	1	112	12.4	60	0
Caldwell, Mike	1	0	2	2.0	2	0
Turner, Eric	1	0	0	0.0	0	0
Browns	46	7	462	10.0	92t	2
Opponents	38	15	220	5.8	31	0

KICKOFF RETURNS	NO	YDS	AVG	LG	TD
Baldwin, Randy	28	753	26.9	85t	1
Metcalf, Eric	9	210	23.3	32	0
Kinchen, Brian	3	38	12.7	15	0
Hoard, Leroy	2	30	15.0	20	0
Browns	42	1,031	24.5	85t	1
Opponents	71	1,372	19.3	54	0

FIELD GOALS	1-19	20-29	30-39	40-49	50+	TOT
Stover, Matt	1/1	7/7	10/11	8/8	0/1	26/28
Browns	1/1	7/7	10/11	8/8	0/1	26/28
Opponents	0/0	6/7	7/9	4/8	0/2	17/26

^a Tied NFL Lead



1995 (5-11)

COACH: Bill Belichick

TOP DRAFT CHOICE: LB Craig Powell

1995 USUAL STARTING LINEUPS

OFFENSE		DEFENSE	
WR 81	Michael Jackson	LDE 90	Rob Burnett
LT 66	Tony Jones	LDT 73	Tim Goad
LG 63	Wally Williams	RDT 78	Dan Footman
C 61	Steve Everitt	RDE 98	Anthony Pleasant
RG 72	Bob Dahl	MLB 58	Carl Banks
RT 77	Orlando Brown	LOB 52	Peggy Johnson
TE 88	Brian Kinchen	ROLB 51	Gerald Dixon
TE 48	Frank Hartley	LCB 38	Antonio Langham
WR 80	Andre Rison	RCB 28	Don Griffin
QB 12	Vinny Testaverde	SS 27	Stevon Moore
RB 33	Leroy Hoard	FS 29	E. Turner, 43 V. Adams

RADIO ANNOUNCERS:

Casey Coleman, Doug Dieken, Jim Mueller (WKNR 1220 AM, WDOX 102.1 FM)

DATE	RESULT	OPPONENT	ATT
09/03	L 14-17	at New England Patriots	60,126
09/10	W 22-6	Tampa Bay Buccaneers	61,083
09/17	W 14-7	at Houston Oilers	36,077
09/24	W 35-17	Kansas City Chiefs	74,280
10/02	L 19-22	Buffalo Bills	76,211
10/08	L 20-38	at Detroit Lions	74,171
10/22	L 15-23	Jacksonville Jaguars	64,405
10/29	W 29-26	at Cincinnati Bengals (OT)	58,639
11/05	L 10-37	Houston Oilers	57,881
11/13	L 3-20	at Pittsburgh Steelers	58,675
11/19	L 20-31	Green Bay Packers	55,388
11/26	L 17-20	Pittsburgh Steelers	67,269
12/03	L 13-31	at San Diego Chargers	56,358
12/09	L 11-27	at Minnesota Vikings	47,984
12/17	W 26-10	Cincinnati Bengals	55,875
12/24	L 21-24	at Jacksonville Jaguars	66,007

TEAM STATISTICS	BROWNS	OPPONENT
Total First Downs	293	342
Rushing	83	112
Passing	189	200
Penalty	21	30
3rd Down: Made/Att	85/211	112/226
3rd Down Pct.	40.3%	49.6%
4th Down: Made/Att	10/21	7/14
4th Down Pct.	47.6%	50.0%
Total Net Yards	5,076	5,648
Avg. Per Game	317.3	353.0
Total Plays	985	1,082
Avg. Per Play	5.2	5.2
Net Yards Rushing	1,482	1,826
Avg. Per Game	92.6	114.1
Total Rushes	398	480
Net Yards Passing	3,594	3,822
Avg. Per Game	224.6	238.9
Sacked/Yards Lost	32/178	28/191
Gross Yards	3,772	4,013
Attempts/Completions	555/324	573/360
Completion Pct.	58.4%	62.8%
Had Intercepted	20	17
Punts/Avg.	65/43.6	58/41.7
Net Punting Avg.	65/39.0	58/37.4
Penalties/Yards Lost	107/966	108/736
Fumbles/Ball Lost	29/9	20/11
Touchdowns	29	40
Rushing	5	15
Passing	21	23
Returns	3	2
Avg. Time Of Possession	28:24	31:36

SCORE BY PERIODS	1ST	2ND	3RD	4TH	OT	TOT
Browns	37	97	59	93	3	289
Opponents	89	91	43	133	0	356

SCORING	RU	PA	ST	DF	PAT	2RU	ZPA	FG	SAF	TP
Stover, Matt	0	0	0	0	26/26	0	0	29/33	0	113
Jackson, M.	0	9	0	0	0/0	0	0	0/0	0	54
McCardell, K.	0	4	0	0	0/0	0	0	0/0	0	24
Byner, Earnest	2	2	0	0	0/0	0	0	0/0	0	24
Rison, Andre	0	3	0	0	0/0	0	0	0/0	0	18
Testaverde, V.	2	0	0	0	0/0	0	0	0/0	0	12
Reeves, Walter	0	1	0	0	0/0	0	0	0/0	0	6

Alexander, D.	0	0	1	0	0/0	0	0	0/0	0	6
Smith, Rico	0	1	0	0	0/0	0	0	0/0	0	6
Caldwell, Mike	0	0	0	1	0/0	0	0	0/0	0	6
Dixon, Gerald	0	0	0	1	0/0	0	0	0/0	0	6
Hartley, Frank	0	1	0	0	0/0	0	0	0/0	0	6
White, Lorenzo	1	0	0	0	0/0	0	0	0/0	0	6
Zeier, Eric	0	0	0	0	0/0	1	0	0/0	0	2
Browns	5	21	1	2	26/26	1	0	29/33	0	289
Opponents	15	23	2	2	34/36	1	1	26/34	0	356

RUSHING	NO	YDS	AVG	LG	TD
Hoard, Leroy	136	547	4.0	25	0
Byner, Earnest	115	432	3.8	23	2
White, Lorenzo	62	183	2.6	11	1
Hunter, Earnest	30	100	3.3	15	0
Testaverde, Vinny	18	62	3.4	14	2
Zeier, Eric	15	80	5.3	17	0
Powers, Ricky	14	51	3.6	15	0
Vardell, Tommy	4	9	2.3	6	0
Rison, Andre	2	0	0.0	5	0
Alexander, Derrick	1	29	29.0	29	0
Tupa, Tom	1	9	9.0	9	0
Browns	398	1,482	3.7	29	5
Opponents	480	1,826	3.8	75	15

RECEIVING	NO	YDS	AVG	LG	TD
Byner, Earnest	61	494	8.1	29	2
McCardell, Keenan	56	709	12.7	36	4
Rison, Andre	47	701	14.9	59	3
Jackson, Michael	44	714	16.2	70	9
Kinchen, Brian	20	216	10.8	41	0
Bishop, Harold	16	135	8.4	21	0
Alexander, Derrick	15	216	14.4	40	1
Smith, Rico	13	173	13.3	29	1
Hoard, Leroy	13	103	7.9	24	0
Hartley, Frank	11	137	12.5	23	1
White, Lorenzo	8	64	8.0	28	0
Vardell, Tommy	6	18	3.0	7	0
Reeves, Walter	6	12	2.0	3	1
Hunter, Earnest	5	42	8.4	17	0
Riddick, Louis	1	25	25.0	25	0
Testaverde, Vinny	1	7	7.0	7	0
Powers, Ricky	1	6	6.0	6	0
Browns	324	3,772	11.6	70	21
Opponents	360	4,013	11.1	52	23

INTERCEPTIONS	NO	YDS	AVG	LG	TD
Moore, Stevon	5	55	11.0	28	0
Dixon, Gerald	2	48	24.0	30	1
Hall, Dana	2	41	20.5	36	0
Langham, Antonio	2	29	14.5	29	0
Caldwell, Mike	2	24	12.0	24	1
Johnson, Pepper	2	22	11.0	22	0
Booth, Issac	1	11	11.0	11	0
Griffin, Don	1	0	0.0	0	0
Browns	17	230	13.5	36	2
Opponents	20	276	13.8	76	2

PUNTING	NO	YDS	AVG	IN20	TB	LG	BLK
Tupa, Tom	65	2,831	43.6	18	9	64	0
Browns	65	2,831	43.6	18	9	64	0
Opponents	59	2,462	41.7	18	9	61	0

PUNT RETURNS	NO	FC	YDS	AVG	LG	TD
Alexander, Derrick	9	0	122	13.6	69	1
McCardell, Keenan	13	14	93	7.2	17	0
Hunter, Earnest	3	0	40	13.3	17	0
Griffin, Don	0	2	0	0.0	0	0
Browns	25	18	255	10.2	69	1
Opponents	34	9	296	8.7	56	0

KICKOFF RETURNS	NO	YDS	AVG	LG	TD
Hunter, Earnest	23	508	22.1	37	0
Alexander, Derrick	21	419	20.0	42	0
Bates, Michael	9	176	19.6	38	0
McCardell, Keenan	9	161	17.9	28	0
Byner, Earnest	5	98	19.6	27	0
Powers, Ricky	3	54	18.0	20	0
Frederick, Mike	2	16	8.0	11	0
Hoard, Leroy	1	13	13.0	13	0
Dixon, Gerald	1	10	10.0	10	0
Browns	74	1,455	19.7	42	0
Opponents	63	1,172	18.6	45	0

FIELD GOALS	1-19	20-29	30-39	40-49	50+	TOT
Stover, Matt	1/1	12/12	9/10	7/9	0/1	29/33
Browns	1/1	12/12	9/10	7/9	0/1	29/33
Opponents	0/0	9/12	12/12	4/7	1/3	26/34

PASSING	ATT	CMP	YDS	PCT	AV/AT	TD	TD%	INT	INT%	LG	TKLD	RATNG
Testaverde, Vinny	392	241	2,883	61.5	7.35	17	4.3	10	2.6	70	17/87	87.8
Zeier, Eric	161	82	864	50.9	5.37	4	2.5	9	5.6	59	15/91	51.9
Tupa, Tom	1	0	25	100.0	25.00	0	0.0	0	0.0	25	0/0	118.8
Jackson, Michael	1	0	0	0.0	0.00	0	0.0	1	100.0	0	0/0	0.0
Browns	555	324	3,772	58.4	6.80	21	3.8	20	3.6	70	32/178	76.6
Opponents	573	360	4,013	62.8	7.00	23	4.0	17	3.0	52	29/191	84.6

1999 [2-14]

COACH: Chris Palmer
TOP DRAFT CHOICE: QB Tim Couch

1999 USUAL STARTING LINEUPS

OFFENSE		DEFENSE	
WR 85 Kevin Johnson	LE 53 John Thierry	LT 75 Lomas Brown	LT 73 Darius Holland
LG 71 Jim Pynes	RT 67 John Jurkovic	C 64 Dave Wohlabaugh	RE 94 Derrick Alexander
RG 79 Scott Rehberg	LLB 55 Rahim Abdullah	RT 77 Orlando Brown	MLB 58 Wali Rainer
TE 82 Irv Smith	RLB 85 Jamir Miller	WR 86 Leslie Shepherd	LCB 47 Ryan McNeil
QB 2 Tim Couch	RCB 33 Daylon McCutcheon	84 Darrin Chiaverini	RCB 33 Daylon McCutcheon
RB 42 Terry Kirby	SS 23 Marquez Pope	FB 44 Marc Edwards	FS 24 Corey Fuller

RADIO ANNOUNCERS:
Jim Donovan, Doug Dieken (WVJL 105.7 FM, WTAM 1100 AM)

DATE	RESULT	OPPONENT	ATT
09/12	L 0-43	Pittsburgh Steelers	73,138
09/19	L 9-26	at Tennessee Titans	65,904
09/26	L 10-17	at Baltimore Ravens	68,803
10/03	L 7-19	New England Patriots	72,368
10/10	L 17-18	Cincinnati Bengals	73,048
10/17	L 7-24	at Jacksonville Jaguars	62,047
10/24	L 3-34	at St. Louis Rams	65,866
10/31	W 21-16	at New Orleans Saints	48,817
11/07	L 9-41	Baltimore Ravens	72,898
11/14	W 16-15	at Pittsburgh Steelers	58,213
11/21	L 17-31	Carolina Panthers	72,818
11/28	L 21-33	Tennessee Titans	72,008
12/05	L 10-23	at San Diego Chargers	53,147
12/12	L 28-44	at Cincinnati Bengals	59,972
12/19	L 14-24	Jacksonville Jaguars	72,038
12/26	L 28-29	Indianapolis Colts	72,618

TEAM STATISTICS		BROWNS	OPPONENT
Total First Downs			
		220	368
Rushing		64	161
Passing		134	187
Penalty		22	20
3rd Down: Made/Att		59/203	110/235
3rd Down Pct		29.1%	46.8%
4th Down: Made/Att		9/13	8/13
4th Down Pct		69.2%	61.5%
Possession Avg.		23:38	36:22
Total Net Yards		3,762	6,046
Avg. Per Game		235.1	377.9
Total Plays		865	1,158
Avg. Per Play		4.3	5.2
Net Yards Rusing		1,150	2,736
Avg. Per Game		71.9	171.0
Total Rushes		313	610
Net Yards Passing		2,612	3,310
Avg. Per Game		163.3	206.9
Sacked/Yards Lost		60/385	25/147
Gross Yards		2,997	3,457
Att./Completions		492/271	523/331
Completion Pct.		55.1%	63.3%
Had Intercepted		15	8
Punts/Av.		106/43.8	66/40.9
Net Punting Avg		106/34.6	66/37.3
Penalties/Yards Lost		92/714	88/776
Fumbles/Ball Lost		29/16	25/12
Touchdowns		28	49
Rushing		9	29
Passing		19	17
Returns		0	3

SCORE BY PERIODS	1ST	2ND	3RD	4TH	OT	TOT
Browns	37	77	43	60	0	217
Opponents	75	146	99	117	0	437

SCORING	RU	PA	ST	DF	PAT	2RU	2PA	FG	SAF	TP
Kirby, Terry	6	3	0	0	0	0	0	0	0	54
Dawson, Phil	1	0	0	0	23/24	0	0	0	8/12	0
Johnson, Kevin	0	8	0	0	0	0	0	0	0	48

PASSING	ATT	CMP	YDS	PCT	AV/AT	TD	TD%	INT	INT%	LG	TKLD	RATNG
Couch, Tim	399	223	2,447	55.9	6.13	15	3.8	13	3.3	78t	56/359	73.2
Detmer, Ty	91	47	548	51.6	6.02	4	4.4	2	2.2	35	4/26	75.7
Johnson, Kevin	1	0	0	0.0	0.00	0	0.0	0	0.0	0	0/0	39.6
Kirby, Terry	1	1	2	100.0	2.00	0	0.0	0	0.0	2	0/0	79.2
Browns	492	271	2,997	55.1	6.09	19	3.9	15	3.0	78t	60/385	73.5
Opponents	523	331	3,457	63.3	6.61	17	3.3	8	1.5	54t	25/147	86.8

Chiaverini, Darrin	0	4	0	0	0	0	0	0	0	0	0	24
Edwards, Marc	2	0	0	0	0	0	0	0	0	0	0	12
Couch, Tim	1	0	0	0	0	1	0	0	0	0	0	8
Abdul-Jabbar, K.	0	1	0	0	0	0	0	0	0	0	0	6
Detmer, Ty	1	0	0	0	0	0	0	0	0	0	0	6
Smith, Irv	0	1	0	0	0	0	0	0	0	0	0	6
Browns	9	19	0	0	23/24	1	0	8/12	0	8/12	0	217
Opponents	29	17	2	1	40/41	0	1	33/39	1	33/39	1	437

RUSHING	NO	YDS	AVG	LG	TD
Kirby, Terry	130	452	3.5	28	6
Abdul-Jabbar, K.	115	350	3.0	21	0
Couch, Tim	40	267	6.7	40	1
Detmer, Ty	6	38	6.3	11	1
Edwards, Marc	6	35	5.8	28	0
Jones, George	8	15	1.9	9	0
Shepherd, Leslie	1	5	5.0	5	0
Dawson, Phil	1	4	4.0	4	1
Salaam, Rashaan	1	2	2.0	2	0
Shaw, Sedrick	3	2	0.7	3	0
Johnson, Kevin	1	-6	-6.0	-6	0
Powell, Ronnie	1	-14	-14.0	-14	0
Browns	313	1,150	3.7	40	9
Opponents	610	2,736	4.5	52t	29

RECEIVING	NO	YDS	AVG	LG	TD
Johnson, Kevin	66	966	14.9	64t	8
Kirby, Terry	58	528	9.1	78t	3
Chiaverini, Darrin	44	487	11.1	28t	4
Edwards, Marc	27	212	7.9	27t	2
Smith, Irv	24	222	9.3	22	1
Shepherd, Leslie	23	274	11.9	36	0
Abdul-Jabbar, K.	13	59	4.5	21	1
Campbell, Marc	9	131	14.6	21	0
Davis, Zola	2	38	19.0	25	0
Shaw, Sedrick	2	8	4.0	7	0
Powell, Ronnie	1	45	45.0	45	0
Dunn, David	1	4	4.0	4	0
Bobo, Orlando	1	3	3.0	3	0
Browns	271	2,997	11.1	78t	19
Opponents	331	3,457	10.4	54t	17

INTERCEPTIONS	NO	YDS	AVG	LG	TD
Pope, Marquez	2	15	7.5	13	0
Barker, Roy	1	14	14.0	14	0
McCutcheon, Daylon	1	12	12.0	12	0
Thierry, John	1	8	8.0	8	0
Jones, Lenoy	1	3	3.0	3	0
Abdullah, Rahim	1	0	0.0	0	0
Little, Earl	1	0	0.0	0	0
Browns	8	52	6.5	14	0
Opponents	15	153	10.2	66t	1

PUNTING	NO	YDS	AVG	IN20	TB	LG	BLK
Gardocki, Chris	106	4,645	43.8	20	11	61	0
Browns	106	4,645	43.8	20	11	61	0
Opponents	66	2,702	40.9	24	4	59	1

PUNT RETURNS	NO	FC	YDS	AVG	LG	TD
Johnson, Kevin	19	10	128	6.7	15	0
Dunn, David	4	1	25	6.3	13	0
Gilson, Damon	2	2	9	4.5	8	0
Browns	25	13	162	6.5	15	0
Opponents	68	15	762	11.2	81t	2

KICKOFF RETURNS	NO	YDS	AVG	LG	TD
Powell, Ronnie	44	986	22.4	43	0
Kirby, Terry	11	230	20.9	28	0
Dunn, David	9	180	20.0	27	0
Hill, Madra	8	137	17.1	27	0
Saleh, Tarek	5	43	8.6	14	0
Campbell, Marc	3	28	9.3	10	0
Smith, Irv	3	15	5.0	10	0
Chiaverini, Darrin	2	35	17.5	22	0
Little, Earl	2	34	17.0	20	0
Johnson, Kevin	1	25	25.0	25	0
Jones, George	1	12	12.0	12	0
Browns	89	1,725	19.4	43	0
Opponents	42	764	18.2	55	0

FIELD GOALS	1-19	20-29	30-39	40-49	50+	TOT
Dawson, Phil	0/0	2/2	3/5	3/5	0/0	8/12
Browns	0/0	2/2	3/5	3/5	0/0	8/12
Opponents	4/4	13/13	6/7	10/15	0/0	33/39



2000 (3-13)

COACH: Chris Palmer

TOP DRAFT CHOICE: DE Courtney Brown

2000 USUAL STARTING LINEUPS

OFFENSE		DEFENSE	
WR 85 Kevin Johnson	LE 92 Courtney Brown	LT 72 Roman Oben	LT 99 Orpheus Roye
LG 65 Jim Bundren	RT 93 Stalin Colinet	LG 75 Steve Zahursky	RE 95 Keith McKenzie
C 64 Dave Wohlabaugh	LLB 95 J. Miller, 53 R. Abdullah	60 Shaun O'Hara	MLB 58 Walk Raimer
RG 61 Everett Lindsay	LCB 55 M. Moore, 95 J. Miller	RT 75 Steve Zahursky	RCB 24 Corey Fuller
RT 75 Steve Zahursky	RCB 33 Daylon McCutcheon	74 James Brown	SS 21 Marquis Smith
TE 80 Aaron Shea	FS 43 Percy Ellsworth	83 Mark Campbell	
WR 82 David Patten		86 Dennis Northcutt	
QB 2 T. Couch, 18 D. Pederson		RB 23 E. Rhett, 41 T. Prentice	
RB 23 E. Rhett, 41 T. Prentice		FB 44 Marc Edwards	

RADIO ANNOUNCERS:

Jim Donovan, Doug Dieken (WMJI 105.7 FM, WTAM 1100 AM)

DATE	RESULT	OPPONENT	ATT
09/03	L 7-27	Jacksonville Jaguars	72,418
09/10	W 24-7	at Cincinnati Bengals	64,006
09/17	W 23-20	Pittsburgh Steelers	73,018
09/24	L 10-36	at Oakland Raiders	45,702
10/01	L 0-12	Baltimore Ravens	73,018
10/08	L 21-29	at Arizona Cardinals	39,148
10/15	L 10-44	at Denver Broncos	75,811
10/22	L 0-22	at Pittsburgh Steelers	57,659
10/29	L 3-12	Cincinnati Bengals	72,118
11/05	L 3-24	New York Giants	72,718
11/12	W 19-11	New England Patriots	72,618
11/19	L 10-24	at Tennessee Titans	68,498
11/26	L 7-44	at Baltimore Ravens	68,361
12/03	L 0-48	at Jacksonville Jaguars	51,262
12/10	L 24-35	Philadelphia Eagles	72,318
12/17	L 0-24	Tennessee Titans	72,318

TEAM STATISTICS

	BROWNS	OPPONENT
Total First Downs	176	342
Rushing	53	147
Passing	110	169
Penalty	13	27
3rd Down: Made/Att	58/210	98/227
3rd Down Pct.	27.6%	43.2%
4th Down: Made/Att	6/19	11/17
4th Down Pct.	31.6%	64.7%
Possession Avg.	23:38	36:22
Total Net Yards	3,530	5,643
Avg. Per Game	220.6	352.7
Total Plays	859	1,122
Avg. Per Play	4.1	5.0
Net Yards Rushing	1,085	2,505
Avg. Per Game	67.8	156.6
Total Rushes	336	594
Net Yards Passing	2,445	3,138
Avg. Per Game	152.8	196.1
Sacked/Yards Lost	40/283	42/270
Gross Yards	2,728	3,406
Att./Completions	483/278	486/262
Completion Pct.	57.6%	53.9%
Had Intercepted	9	12
Points/Avg.	108/45.5	68/42.2
Net Punting Avg.	108/37.3	88/35.8
Penalties/Yards Lost	103/925	71/626
Fumbles/Ball Lost	21/9	27/13
Touchdowns	17	46
Rushing	7	26
Passing	9	18
Returns	1	2

SCORE BY PERIODS

	1ST	2ND	3RD	4TH	OT	TOT
Browns	51	45	32	33	0	161
Opponents	46	176	115	82	0	419

SCORING

	RU	PA	ST	DF	PAT	2RU	2PA	FG	SAF	TP
Dawson, Phil	0	0	0	0	0	0	0	14/17	0	59
Prentice, Travis	7	1	0	0	0	0	0	0	0	48
Edwards, Marc	0	2	0	0	0	0	0	0	0	12

Shea, Aaron	0	2	0	0	0	0	0	0	0	12
Campbell, Mark	0	1	0	0	0	0	0	0	0	6
Chiaverini, Darrin	0	1	0	0	0	0	0	0	0	6
Dawson, JaJuan	0	1	0	0	0	0	0	0	0	6
Ellsworth, Percy	0	0	1	0	0	0	0	0	0	6
Patten, David	0	1	0	0	0	0	0	0	0	6
Browns	7	9	0	1	17/17	0	0	0	14/17	0 161
Opponents	26	18	0	2	44/44	1	0	31/34	2	419

RUSHING

	NO	YDS	AVG	LG	TD
Prentice, Travis	173	512	3.0	17	7
Rhett, Errict	71	258	3.6	42	0
White, Jamal	47	145	3.1	14	0
Pederson, Doug	18	68	3.8	15	0
Couch, Tim	12	45	3.8	31	0
Northcutt, Dennis	9	33	3.7	13	0
Wynn, Spergon	3	15	5.0	11	0
Edwards, Marc	2	9	4.5	6	0
Thompson, Kevin	1	0	0.0	0	0
Floyd, Chris	2	-1	-5	0	0
Browns	336	1,085	3.2	42	7
Opponents	594	2,505	4.2	36	26

RECEIVING

	NO	YDS	AVG	LG	TD
Johnson, Kevin	57	669	11.7	79	0
Northcutt, Dennis	39	422	10.8	37	0
Patten, David	38	546	14.4	65	1
Prentice, Travis	37	191	5.2	13	1
Shea, Aaron	30	302	10.1	37	2
Edwards, Marc	16	128	8.0	21	2
Rhett, Errict	14	78	5.6	16	0
White, Jamal	13	100	7.7	25	0
Campbell, Mark	12	80	6.7	17	1
Dawson, JaJuan	9	97	10.8	26	1
Chiaverini, Darrin	8	68	8.5	18	1
Brown, Bobby	2	14	7.0	8	0
Saleh, Tarek	1	22	22.0	22	0
Floyd, Chris	1	21	21.0	21	0
Dunn, Damon	1	6	6.0	6	0
Jackson, Lenzie	1	5	5.0	5	0
Browns	278	2,728	9.8	79	9
Opponents	262	3,408	13.0	61	18

INTERCEPTIONS

	NO	YDS	AVG	LG	TD
Fuller, Corey	3	0	0.0	0	0
Ellsworth, Percy	1	33	33.0	33	1
McCutcheon, Daylon	1	20	20.0	20	0
Little, Earl	1	7	7.0	7	0
Raimer, Wali	1	5	5.0	5	0
Moore, Marty	1	3	3.0	3	0
Chapman, Lamar	1	0	0.0	0	0
Holland, Darius	1	0	0.0	0	0
Miller, Jamir	1	0	0.0	0	0
Sanders, Lewis	1	0	0.0	0	0
Browns	12	68	5.7	33	1
Opponents	19	228	12.0	46	2

PUNTING

	NO	YDS	AVG	IN20	TB	LG	BLK
Gardocki, Chris	108	4,919	45.5	25	5	67	0
Browns	108	4,919	45.5	25	5	67	0
Opponents	68	2,868	42.2	18	7	69	0

PUNT RETURNS

	NO	FC	YDS	AVG	LG	TD
Northcutt, Dennis	27	12	289	10.7	30	0
Barnes, Rashidi	1	0	0.0	0	0	0
Chapman, Lamar	1	2	5	5.0	5	0
Dunn, Damon	1	0	0.0	0	0	0
Browns	29	14	294	10.1	30	0
Opponents	69	10	793	11.5	54	0

KICKOFF RETURNS

	NO	YDS	AVG	LG	TD
White, Jamal	43	935	21.7	40	0
Patten, David	22	469	21.3	62	0
Jackson, Lenzie	9	168	18.7	30	0
Saleh, Tarek	4	46	11.5	15	0
Campbell, Mark	3	30	10.0	13	0
Dunn, Damon	2	35	17.5	21	0
Little, Earl	2	20	10.0	12	0
Burnett, Chester	1	18	18.0	18	0
Edwards, Marc	1	24	24.0	24	0
Santiago, O.J.	1	13	13.0	13	0
Browns	85	1,710	20.1	62	0
Opponents	42	1,012	24.1	62	0

FIELD GOALS

	1-19	20-29	30-39	40-49	50+	TOT
Dawson, Phil	3/3	4/4	5/5	2/5	0/0	14/17
Browns	3/3	4/4	5/5	2/5	0/0	14/17
Opponents	0/0	9/9	13/13	8/10	1/2	31/37

PASSING	ATT	CMP	YDS	PCT	AV/AT	TD	TD%	INT	INT%	LG	TKLD	RATNG
Couch, Tim	215	137	1,483	63.7	6.90	7	3.3	9	4.2	79	10/78	77.3
Pederson, Doug	210	117	1,047	55.7	4.99	2	1.0	8	3.8	67	17/116	56.6
Wynn, Spergon	54	22	167	40.7	3.09	0	0.0	1	1.9	32	13/89	41.2
Johnson, Kevin	3	1	23	33.3	7.67	0	0.0	1	33.3	23	0/0	22.2
Thompson, Kevin	1	1	8	100.0	8.00	0	0.0	0	0.0	8	0/0	100.0
Browns	483	278	2,728	57.6	5.65	9	1.9	19	3.9	79	40/283	63.4
Opponents	486	262	3,408	53.9	7.01	18	3.7	12	2.5	61	42/270	78.3



2001 (7-9)

COACH: Butch Davis

TOP DRAFT CHOICE: DT Gerard Warren

2001 USUAL STARTING LINEUPS

OFFENSE

WR	85	Kevin Johnson
LT	72	R. Oben, 77 R. Verba
LG	77	R. Verba, 60 S. O'Hara
C	64	Dave Wohlbaugh
RG	66	Jeremy McKinney
	63	Brad Bedell
RT	69	Roger Chanoine
TE	32	Rickey Dudley
	87	D. J. Santiago
WR	81	Quincy Morgan
	86	Dennis Northcutt
QB	2	Tim Couch
RB	29	J. Jackson, 30 J. White
HB	44	M. Sellers, 80 A. Shea

DEFENSE

LE	78	T. Rogers, 99 O. Roye
LT	94	Gerard Warren
RT	93	Mark Smith
	99	Orpheus Roye
RE	92	Courtney Brown
	90	Keith McKenzie
WLB	57	Dwayne Rudd
MLB	58	Wali Rainer
SLB	95	Jamir Miller
LCB	24	Corey Fuller
RCB	33	Darlay McCutcheon
SS	21	Earl Little
FS	43	Percy Ellsworth
	23	Devin Bush

RADIO ANNOUNCERS:

Jim Donovan, Doug Dieken (WJML 105.7 FM, WTAM 1100 AM)

DATE	RESULT	OPPONENT	ATT
09/09	L 6-9	Seattle Seahawks	72,318
09/23	W 24-14	Detroit Lions	73,168
09/30	W 23-14	at Jacksonville Jaguars	57,875
10/07	W 20-16	San Diego Chargers	73,018
10/14	L 14-24	at Cincinnati Bengals	64,217
10/21	W 24-14	Baltimore Ravens	72,818
11/04	L 21-27 OT	at Chicago Bears	66,944
11/11	L 12-15 OT	Pittsburgh Steelers	73,218
11/18	W 27-17	at Baltimore Ravens	69,353
11/25	W 18-0	Cincinnati Bengals	72,918
12/02	L 15-31	Tennessee Titans	72,818
12/09	L 16-27	at New England Patriots	60,292
12/16	L 10-15	Jacksonville Jaguars	72,818
12/23	L 7-30	at Green Bay Packers	59,824
12/30	W 41-38	at Tennessee Titans	68,798
01/06	L 7-28	at Pittsburgh Steelers	59,189

TEAM STATISTICS

	BROWNS	OPPONENT
Total First Downs	238	295
Rushing	78	112
Passing	139	161
Penalty	21	22
3rd Down: Made/Att	68/210	88/235
3rd Down Pct.	32.4%	37.4%
4th Down: Made/Att	6/12	8/23
4th Down Pct.	50.0%	34.8%
Possession Avg.	28:16	31:44
Total Net Yards	4,152	5,297
Avg. Per Game	259.5	331.1
Total Plays	934	1,089
Avg. Per Play	4.4	4.9
Net Yards Rushing	1,351	2,208
Avg. Per Game	84.4	138.0
Total Rushes	417	494
Net Yards Passing	2,801	3,089
Avg. Per Game	175.1	193.1
Sacked/Yards Lost	51/253	43/288
Gross Yards	3,154	3,377
Att./Completions	466/279	552/309
Completion Pct.	59.9%	56.0%
Had Intercepted	21	33
Punts/Average	99/42.9	74/43.2
Net Punting Avg.	99/34.6	74/37.7
Penalties/Yards	94/825	103/779
Fumbles/Ball Lost	24/12	35/9
Touchdowns	31	35
Rushing	8	11
Passing	18	18
Returns	5	6

SCORE BY PERIODS

	1ST	2ND	3RD	4TH	OT	TOT
Browns	77	83	51	74	0	285
Opponents	62	73	89	86	9	319

SCORING

	RU	PA	ST	DF	PAT	2RU	2PA	FG	SAF	TP
Dawson, Phil	0	0	0	0	29/30	0	0	22/25	0	95
Johnson, Kevin	0	9	0	0	0	0	0	0	0	54
White, Jamel	5	1	0	0	0	1	0	0	0	38
Jackson, James	2	0	0	0	0	0	0	0	0	12
Morgan, Quincy	0	2	0	0	0	0	0	0	0	12
Santiago, D.J.	0	2	0	0	0	0	0	0	0	12
Sellers, Mike	0	2	0	0	0	0	0	0	0	12

PASSING	ATT	CMP	YDS	PCT	AV/AT	TD	TD%	INT	INT%	LG	TKLD	RATING
Couch, Tim	454	272	3,040	59.9	6.70	17	3.7	21	4.6	78	51/353	73.1
Holcomb, Kelly	12	7	114	58.3	9.50	1	8.3	0	0.0	25	0/0	118.1
Browns	466	279	3,154	59.9	6.77	18	3.9	21	4.5	78	51/353	74.3
Opponents	552	309	3,377	56.0	6.12	18	3.3	33	6.0	71	43/288	60.2

	NO	YDS	AVG	LG	TD
Brown, Bobby	0	0	0	1	0
Bush, Devin	0	0	0	1	0
Dawson, JaJuan	0	1	0	0	0
Fuller, Corey	0	0	1	0	0
Gay, Ben	1	0	0	0	0
Henry, Anthony	0	0	1	0	0
McCutcheon, D.	0	0	1	0	0
O'Hara, Shawn	1	0	0	0	0
Roye, Orpheus	0	0	0	0	0
Browns	8	18	5	29/30	1
Opponents	11	18	2	4	30/32

RUSHING	NO	YDS	AVG	LG	TD
Jackson, James	195	554	2.8	22	2
White, Jamel	126	443	3.5	51	5
Gay, Ben	51	172	3.4	40	1
Couch, Tim	38	128	3.4	15	0
Morgan, Quincy	2	27	13.5	23	0
Northcutt, Dennis	3	26	8.7	12	0
Frost, Scott	1	1	1.0	1	0
Holcomb, Kelly	1	0	0.0	0	0
Browns	417	1,251	3.2	51	8
Opponents	494	2,208	4.5	54	11

RECEIVING	NO	YDS	AVG	LG	TD
Johnson, Kevin	84	1,097	13.1	55	9
White, Jamel	44	418	9.5	45	1
Morgan, Quincy	30	432	14.4	78	2
Dawson, JaJuan	22	281	12.8	44	1
Northcutt, Dennis	18	211	11.7	26	0
Santiago, D.J.	17	153	9.0	27	2
Shea, Aaron	14	86	6.1	12	0
King, Andre	11	149	13.5	48	0
Dudley, Rickey	9	115	12.8	27	0
Sellers, Mike	7	73	10.4	28	2
German, Jammi	7	65	9.3	18	0
Jackson, James	7	56	8.0	16	0
Gay, Ben	4	11	2.8	7	0
Moreland, Jake	3	15	5.0	6	0
O'Hara, Shawn	1	2	2.0	2	1
Couch, Tim	1	-10	-10.0	-10	0
Browns	279	3,154	11.3	78	18
Opponents	309	3,377	10.9	71	18

INTERCEPTIONS	NO	YDS	AVG	LG	TD
Henry, Anthony	10	177	17.7	97	1
Little, Earl	5	33	6.6	15	0
McCutcheon, Daylon	4	62	15.5	32	1
Fuller, Corey	3	82	27.3	49	1
Jackson, Ray	3	52	17.3	52	0
Bush, Devin	2	62	31.0	43	1
Boyer, Brant	2	12	6.0	8	0
Ellsworth, Percy	1	19	19.0	19	0
Miller, Jamir	1	0	0.0	0	0
Roye, Orpheus	1	0	0.0	0	0
Rudd, Dwayne	1	0	0.0	0	0
Browns	33	499	15.1	97	4
Opponents	21	242	11.5	69	3

PUNTING	NO	YDS	AVG	IN20	TB	LG	BLK
Gardocki, Chris	99	4,249	42.9	25	9	69	0
Browns	99	4,249	42.9	25	9	69	0
Opponents	74	3,198	43.2	28	8	68	0

PUNT RETURNS	NO	FC	YDS	AVG	LG	TD
Northcutt, Dennis	15	9	86	5.7	32	0
Johnson, Kevin	14	6	117	8.4	24	0
Chapman, Lamar	1	0	1	1.0	1	0
Jackson, Ray	1	0	43	43.0	43	0
Frost, Scott	0	1	0	0	0	0
Browns	31	16	247	8.0	43	0
Opponents	52	12	647	12.4	86	1

KICKOFF RETURNS	NO	YDS	AVG	LG	TD
Gay, Ben	23	513	22.3	42	0
King, Andre	14	279	19.9	27	0
White, Jamel	9	169	21.0	31	0
Morgan, Quincy	7	175	25.0	51	0
Sellers, Mike	4	75	18.8	21	0
Santiago, D.J.	2	1	0.5	5	0
Akins, Chirs	1	0	0.0	0	0
Moreland, Jake	1	14	14.0	14	0
Northcutt, Dennis	1	26	26.0	26	0
Spires, Greg	1	13	13.0	13	0
Browns	62	1,285	20.7	51	0
Opponents	65	1,215	18.7	49	0

FIELD GOALS	1-19	20-29	30-39	40-49	50+	TOT
Dawson, Phil	0/0	10/10	8/9	4/6	0/0	22/25
Browns	0/0	10/10	8/9	4/6	0/0	22/25
Opponents	0/0	8/9	10/11	5/12	2/2	25/34

* Tied NFL Lead



COACH: Butch Davis

TOP DRAFT CHOICE: RB William Green

2002 USUAL STARTING LINEUPS

OFFENSE		DEFENSE	
WR 85 Kevin Johnson	LE 96 Kenard Lang	LT 77 Ross Verba	RT 94 Gerard Warren
LG 79 Barry Stokes	LT 99 Orpheus Roye	C 64 Dave Wohlabaugh	RE 92 Courtney Brown
RG 60 Shaun O'Hara	78 Tyrone Rogers	TE 72 Ryan Tucker	MLB 57 Dwayne Rudd
RT 83 Mark Campbell	WLB 50 Earl Holmes	WR 81 Quincy Morgan	SLB 56 Darren Hambrick
QB 2 Tim Couch	LCB 25 Corey Fuller	RB 31 William Green	RCB 33 Daylon McCutcheon
RB 30 Jamael White	SS 24 Robert Griffith	TE 82 S. Heiden, 80 A. Shea	FS 20 Earl Little

RADIO ANNOUNCERS:

Jim Donovan, Doug Dieken (WMMs 100.7 FM, WTAM 1100 AM)

DATE	RESULT	OPPONENT	ATT
09/08	L 39-40	Kansas City Chiefs	72,938
09/15	W 20-7	Cincinnati Bengals	73,358
09/22	W 31-28 (OT)	at Tennessee Titans	68,804
09/29	L 13-16 (OT)	at Pittsburgh Steelers	62,864
10/06	L 21-26	Baltimore Ravens	73,688
10/13	L 3-17	at Tampa Bay Buccaneers	65,625
10/20	W 34-17	Houston Texans	73,248
10/27	W 24-21	at New York Jets	78,502
11/03	L 20-23	Pittsburgh Steelers	73,718
11/17	W 27-20	at Cincinnati Bengals	64,060
11/24	W 24-15	at New Orleans Saints	68,295
12/01	L 6-13	Carolina Panthers	72,718
12/08	W 21-20	at Jacksonville Jaguars	46,267
12/15	L 23-28	Indianapolis Colts	73,098
12/22	W 14-13	at Baltimore Ravens	69,348
12/29	W 24-16	Atlanta Falcons	73,528

WILD CARD PLAYOFF

01/05	L 33-36	at Pittsburgh Steelers	62,595
-------	---------	------------------------	--------

TEAM STATISTICS	BROWNS	OPPONENT
Total First Downs	279	291
Rushing	77	107
Passing	171	164
Penalty	31	20
3rd Down: Made/Att	90/222	91/226
3rd Down Pct.	40.4%	40.3%
4th Down: Made/Att	8/10	7/14
4th Down Pct.	80.0%	50.0%
Possession Avg.	29:45	30:15
Total Net Yards	5,027	5,348
Avg. Per Game	314.2	334.3
Total Plays	993	1,024
Avg. Per Play	5.1	5.2
Net Yards Rushing	1,615	2,079
Avg. Per Game	100.9	129.9
Total Rushes	406	483
Net Yards Passing	3,412	3,269
Avg. Per Game	213.3	204.3
Sacked/Yards Lost	35/253	28/172
Gross Yards	3,665	3,441
Att./Completions	552/338	513/299
Completion Pct.	61.2%	58.3%
Had Intercepted	22	17
Punts/Avg.	83/41.3	76/38.7
Net Punting Avg.	83/34.9	76/31.1
Penalties/Yards Lost	107/845	91/726
Fumbles/Ball Lost	18/9	32/12
Touchdowns	40	34
Rushing	10	12
Passing	27	20
Returns	3	2

SCORE BY PERIODS	1ST	2ND	3RD	4TH	OT	TOT
Browns	76	68	77	120	3	344
Opponents	65	95	65	92	3	320

SCORING	RU	PA	ST	DF	PAT	ZRU	ZPA	FG	SAF	TP
Dawson, Phil	0	0	0	0	34/35	0	0	22/28	0	100

Northcutt, Dennis	1	5	2	0	0	0	1	0	0	50
Morgan, Quincy	0	7	0	0	0	0	0	1	0	44
Davis, Andre'	0	6	1	0	0	0	0	0	0	42
Green, William	6	0	0	0	0	0	0	0	0	36
Johnson, Kevin	0	4	0	0	0	0	0	0	0	24
Campbell, Mark	0	3	0	0	0	0	0	0	0	18
White, Jamael	3	0	0	0	0	0	0	0	0	18
Heiden, Steve	0	1	0	0	0	0	0	0	0	6
Sanders, Darnell	0	1	0	0	0	0	0	0	0	6
Browns	10	27	3	0	34/35	0	2	22/28	0	344
Opponents	12	20	1	1	32/32	0	0	28/37	0	320

RUSHING	NO	YDS	AVG	LG	TD
Green, William	243	887	3.7	64t	6
White, Jamael	106	470	4.4	54	3
Northcutt, Dennis	8	104	13.0	36t	1
Couch, Tim	23	77	3.3	14	0
Jackson, James	12	54	4.5	18	0
Holcomb, Kelly	8	9	1.1	7	0
Davis, Andre'	3	7	2.3	9	0
Morgan, Quincy	3	7	2.3	11	0
Browns	406	1,615	4.0	64t	10
Opponent	483	2,079	4.3	75	12

RECEIVING	NO	YDS	AVG	LG	TD
Johnson, Kevin	67	703	10.5	30t	4
White, Jamael	63	452	7.2	33	0
Morgan, Quincy	56	964	17.2	78t	7
Northcutt, Dennis	58	601	15.8	43t	5
Davis, Andre'	37	420	11.4	31	6
Campbell, Mark	25	179	7.2	26	3
Heiden, Steve	17	105	6.2	12	1
Green, William	16	113	7.1	18	0
Shea, Aaron	7	49	7.0	18	0
King, Andre	5	41	8.2	13	0
Sanders, Darnell	3	23	7.7	14t	1
Jackson, James	3	9	3.0	5	0
Jackson, Frisman	1	6	6.0	6	0
Browns	338	3,665	10.8	78t	27
Opponent	299	3,441	11.5	72t	20

INTERCEPTIONS	NO	YDS	AVG	LG	TD
Little, Earl	4	17	4.3	7	0
Griffith, Robert	3	0	0.0	0	0
Henry, Anthony	2	4	2.0	4	0
Lang, Kenard	1	71	71.0	71	0
Sanders, Lewis	1	25	25.0	25	0
McCutcheon, Daylon	1	24	24.0	24	0
Hambrick, Darren	1	6	6.0	6	0
Boyer, Brant	1	1	1.0	1	0
Davis, Andre	1	0	0.0	0	0
Fuller, Corey	1	0	0.0	0	0
Jameson, Michael	1	0	0.0	0	0
Browns	17	148	8.7	71	0
Opponent	22	292	13.3	59	1

PUNTING	NO	YDS	AVG	IN20	TB	LG	BLK
Gardocki, Chris	81	3,388	41.8	27	6	59	0
Dawson, Phil	2	36	18.0	2	0	20	0
Browns	83	3,424	41.3	29	6	59	0
Opponent	76	2,938	38.7	22	7	62	1

PUNT RETURNS	NO	FC	YDS	AVG	LG	TD
Northcutt, Dennis	25	10	367	14.7	87t	2
Davis, Andre'	7	4	33	4.7	15	0
King, Andre	1	0	15	15.0	15	0
Sanders, Lewis	0	0	19	-	19	0
Browns	33	14	434	13.2	87t	2
Opponent	42	12	408	9.7	63t	1

KICKOFF RETURNS	NO	YDS	AVG	LG	TD
Davis, Andre'	50	1,068	21.4	95t	1
King, Andre	8	155	19.4	27	0
Jackson, Frisman	3	58	19.3	26	0
Campbell, Mark	2	21	10.5	14	0
White, Jamael	2	21	10.5	11	0
Jackson, James	1	13	13.0	13	0
Browns	66	1,336	20.2	95t	1
Opponent	67	1,366	20.4	82	0

FIELD GOALS	1-19	20-29	30-39	40-49	50+	TOT
Dawson, Phil	0/0	9/10	6/8	5/7	2/3	22/28
Opponent	1/1	7/10	10/12	10/14	0/0	28/37

PASSING	ATT	CMP	YDS	PCT	AV/AT	TD	TD%	INT	INT%	LG	TKLD	RATNG
Couch, Tim	443	273	2,842	61.6	6.42	18	4.1	18	4.1	78t	30/213	76.8
Holcomb, Kelly	106	64	790	60.4	7.45	8	7.5	4	3.8	44t	5/40	92.9
Johnson, Kevin	2	1	33	50.0	16.50	1	50.0	0	0.0	33t	0/0	135.4
Jackson, Frisman	1	0	0	0.0	0.0	0	0.0	0	0.0	0	0/0	39.6
Browns	552	338	3,665	61.2	6.64	27	4.9	22	4.0	78t	35/253	80.5
Opponent	513	299	3,441	58.3	6.71	20	3.9	17	3.3	72t	28/172	77.8



2003 (5-11)

COACH: Butch Davis
TOP DRAFT CHOICE: C. Jeff Faine
2003 USUAL STARTING LINEUPS

OFFENSE		DEFENSE	
WR 87	Andre' Davis	LE 92	Courtney Brown
85	Kevin Johnson	LT 94	Gerard Warren
LT 79	Barry Stokes	RT 99	Orpheus Rye
LG 60	Shaun O'Hara	RE 96	Kenard Lang
C 50	Jeff Faine	WLB 58	Ben Taylor
67	Melvin Fowler	52	Brant Boyer
RG 66	Paul Zukauskas	MLB 54	Andra Davis
RT 72	Ryan Tucker	SLB 59	Kevin Bentley
TE 82	Steve Heiden	LCB 25	Anthony Henry
89	Darnell Sanders	RCB 33	Daylon McCutcheon
WR 81	Quincy Morgan	SS 24	Robert Griffith
QB 2	Tim Couch	FS 20	Earl Little
10	Kelly Holcomb		
RB 31	William Green		
29	James Jackson		
TE 82	Steve Heiden		
89	Darnell Sanders		

RADIO ANNOUNCERS:
 Jim Donovan, Doug Dieken (WMM5 100.7 FM, WTAM 1100 AM)

DATE	RESULT	OPPONENT	ATT
09/07	L 6-9	Indianapolis Colts	73,358
09/14	L 13-33	at Baltimore Ravens	69,473
09/21	W 13-12	at San Francisco 49ers	67,412
09/28	L 14-21	Cincinnati Bengals	73,428
10/05	W 33-13	at Pittsburgh Steelers	64,595
10/12	W 13-7	Oakland Raiders	73,318
10/19	L 20-26	San Diego Chargers	73,238
10/26	L 3-9	at New England Patriots	68,436
11/09	L 20-41	at Kansas City Chiefs	78,560
11/16	W 44-6	Arizona Cardinals	72,908
11/23	L 6-13	Pittsburgh Steelers	73,658
11/30	L 7-34	at Seattle Seahawks	64,680
12/08	L 20-26	St. Louis Rams	73,108
12/14	L 20-23 (OT)	at Denver Broncos	75,358
12/21	L 6-35	Baltimore Ravens	72,548
12/28	W 22-14	at Cincinnati Bengals	65,362

TEAM STATISTICS	BROWNS	OPPONENT
Total First Downs	276	283
Rushing	91	109
Passing	153	169
Penalty	32	23
3rd Down Made/Att	74/202	87/222
3rd Down Pct.	36.6%	39.2%
4th Down Made/Att	6/18	8/13
4th Down Pct.	33.3%	61.5%
Possession Avg.	29:21	30:39
Total Net Yards	4,504	4,959
Avg. Per Game	281.5	309.9
Total Plays	961	994
Avg. Per Play	4.7	5.0
Net Yards Rushing	1,870	2,113
Avg. Per Game	104.4	132.1
Total Rushes	412	457
Net Yards Passing	2,834	2,846
Avg. Per Game	177.1	177.9
Sacked/Yards Lost	40/282	35/203
Gross Yards	3,116	3,049
Att./Completions	509/313	502/297
Completion Pct.	61.5%	59.2%
Had Intercepted	18	15
Points/Avg.	73/41.8	76/41.4
Net Punting Avg.	73/34.7	76/35.3
Penalties/Yards Lost	58/767	141/1,095
Fumbles/Ball Lost	32/15	24/7
Touchdowns	27	31
Rushing	8	14
Passing	17	13
Returns	2	4

SCORE BY PERIODS	1ST	2ND	3RD	4TH	OT	TOT
Browns	46	79	50	79	0	254
Opponents	74	102	59	84	3	322

SCORING	RU	PA	ST	DF	PAT	ZRU	2PA	FG	SAF	TP
Dawson, Phil	0	0	0	0	20/21	0	0	18/21	0	74
Davis, Andre'	0	5	0	0	0	0	0	0	0	30
Conway, Brett	0	0	0	0	3/3	0	0	5/7	0	18
Jackson, James	3	0	0	0	0	0	0	0	0	18
Morgan, Quincy	0	3	0	0	0	0	0	0	0	18
Heinrich, Keith	0	2	0	0	0	0	0	0	0	12

Johnson, Kevin	0	2	0	0	0	0	0	0	0	12
Northcutt, Dennis	0	2	0	0	0	0	0	0	0	12
Suggs, Lee	2	0	0	0	0	0	0	0	0	12
White, Jamal	1	1	0	0	0	0	0	0	0	12
Bower, R.J.	0	1	0	0	0	0	0	0	0	6
Couch, Tim	1	0	0	0	0	0	0	0	0	6
Green, William	1	0	0	0	0	0	0	0	0	6
King, Andre	0	0	1	0	0	0	0	0	0	6
McCutcheon, D.	0	0	1	0	0	0	0	0	0	6
Sanders, Darnell	0	1	0	0	0	0	0	0	0	6
Browns	8	17	1	1	23/24	0	0	0	23/28	0 254
Opponents	14	13	0	4	31/31	0	0	0	35/43	0 322

RUSHING	NO	YDS	AVG	LG	TD
Green, William	142	559	3.9	26	1
Jackson, James	102	382	3.7	18	3
Suggs, Lee	56	289	5.2	78t	2
White, Jamal	70	266	3.8	23	1
Northcutt, Dennis	12	83	6.9	23	0
Couch, Tim	11	39	3.5	17	1
Davis, Andre'	5	28	5.6	7	0
Dawson, Phil	1	14	14.0	14	0
Boyer, Brant	1	7	7.0	7	0
Holcomb, Kelly	8	7	0.9	6	0
Faine, Jeff	1	0	0.0	0	0
Morgan, Quincy	3	-4	-1.3	2	0
Browns	412	1,670	4.1	78t	8
Opponent	457	2,113	4.6	82t	14

RECEIVING	NO	YDS	AVG	LG	TD
Northcutt, Dennis	62	729	11.8	44	2
White, Jamal	46	303	6.6	22	1
Johnson, Kevin	41	381	9.3	41	2
Davis, Andre'	40	576	14.4	49	5
Morgan, Quincy	38	516	13.6	71t	3
Heiden, Steve	18	134	7.4	17	0
Sanders, Darnell	15	95	6.3	12	1
Jackson, James	14	114	8.1	18	0
Green, William	10	50	5.0	12	0
King, Andre	9	88	9.8	28	0
Heinrich, Keith	8	64	8.0	17	2
Mustard, Chad	4	29	7.3	12	0
Jackson, Frisman	2	29	14.5	19	0
Shea, Aaron	2	9	4.5	7	0
Suggs, Lee	2	0	0.0	1	0
Bowers, R.J.	1	2	2.0	2t	1
Couch, Tim	1	-3	-3.0	0	0
Browns	313	3,116	10.0	71t	17
Opponent	297	3,049	10.3	55t	13

INTERCEPTIONS	NO	YDS	AVG	LG	TD
Little, Earl	6	-41	-6.8	21	0
Griffith, Robert	2	15	7.5	3	0
McCutcheon, Daylon	1	75	75.0	75t	1
Bentley, Kevin	1	25	25.0	25	0
Henry, Anthony	1	19	19.0	19	0
Boyer, Brant	1	4	4.0	4	0
Bodden, Leigh	1	1	1.0	1	0
Lang, Kenard	1	0	0.0	0	0
Taylor, Ben	1	0	0.0	0	0
Browns	15	-168	-11.2	75t	1
Opponent	18	-391	-21.7	54t	4

PUNTING	NO	YDS	AVG	IN20	LG	BLK
Gardocki, Chris	72	3,019	41.9	18	10	60
Dawson, Phil	1	29	29.0	1	0	29
Browns	73	3,048	41.8	19	10	60
Opponent	76	3,146	41.4	16	8	59

PUNT RETURNS	NO	YDS	AVG	LG	TD
Northcutt, Dennis	36	295	8.2	38	0
Davis, Andre'	1	7	7.0	7	0
Browns	37	302	8.2	38	0
Opponent	33	316	9.6	49	0

KICKOFF RETURNS	NO	YDS	AVG	LG	TD
Davis, Andre'	38	803	21.1	69	0
Suggs, Lee	14	318	22.7	42	0
King, Andre	9	172	19.1	30	0
Maddox, Nick	3	58	19.3	26	0
Morgan, Quincy	2	67	33.5	47	0
White, Jamal	2	1.0	2.0	2	0
Jackson, James	1	68	68.0	39	0
Stokes, Barry	1	7	7.0	7	0
Mustard, Chad	1	6	6.0	6	0
Browns	71	1,501	21.1	69	0
Opponent	60	1,231	20.5	77	0

FIELD GOALS	1-19	20-29	30-39	40-49	50+	TOT
Dawson, Phil	2/2	7/7	4/5	3/5	2/2	18/21
Conway, Brett	1/1	0/0	1/3	3/3	0/0	5/7
Browns	3/3	7/7	5/8	6/8	2/2	23/28
Opponent	0/0	13/13	9/10	10/16	3/4	35/43

PASSING	ATT	CMP	YDS	PCT	AV/AT	TD	TD%	INT	INT%	LG	TKLD	RATNG
Holcomb, Kelly	302	193	1,797	63.9	5.95	10	3.3	12	4.0	68t	21/166	74.6
Couch, Tim	203	120	1,319	59.1	6.50	7	3.4	6	3.0	71t	19/116	77.6
Boyer, Brant	1	0	0	0.0	0.00	0	0.0	0	0.0	0	0/0	39.6
Jackson, Frisman	1	0	0	0.0	0.0	0	0.0	0	0.0	0	0/0	39.6
Johnson, Kevin	1	0	0	0.0	0.0	0	0.0	0	0.0	0	0/0	39.6
Northcutt, Dennis	1	0	0	0.0	0.0	0	0.0	0	0.0	0	0/0	39.6
Browns	509	313	3,116	61.5	6.12	17	3.3	18	3.5	71t	40/282	75.2
Opponent	502	297	3,049	59.2	6.07	13	2.6	15	3.0	55t	35/203	72.9

YEAR-BY-YEAR
 Regular Season Results
 2003



2004 [4-12]

COACH: Butch Davis/Terry Robiskie
TOP DRAFT CHOICE: TE Kellen Winslow

2004 USUAL STARTING LINEUPS

OFFENSE		DEFENSE	
WR 81 Antonio Bryant	LDE 98 Ebenezer Ekuban	LT 77 Ross Verba	LDT 61 Gerard Warren
LG 70 Enoch DeMar	RDT 99 Orpheus Roye	C 50 Jeff Faine	RDE 96 Kenard Lang
RG 63 Kelvin Garmen	WLB 57 Warrick Holdman	RT 73 Joaquin Gonzalez	MLB 54 Andra Davis
TE 72 Ryan Tucker	SLB 51 Chaun Thompson	TE 82 Steve Hoidal	LCB 37 Anthony Henry
WR 86 Dennis Northcutt	RCB 33 Daylon McCutcheon	QB 5 Jeff Garcia	SS 24 Robert Griffith
FB 42 Tarrille Smith	FS 20 Earl Little	RB 31 William Green	
44 Lee Suggs			

RADIO ANNOUNCERS:

Jim Donovan, Doug Dieken (WMM5 100.7 FM, WTAM 1100 AM)

*Coached the last five games of the regular season

DATE	RESULT	OPPONENT	ATT
09/12	W 20-3	Baltimore Ravens	73,068
09/19	L 12-19	at Dallas Cowboys	63,119
09/26	L 10-27	at New York Giants	78,521
10/03	W 17-13	Washington Redskins	73,348
10/10	L 23-34	at Pittsburgh Steelers	63,609
10/17	W 34-17	Cincinnati Bengals	73,263
10/24	L 31-34 OT	Philadelphia Eagles	73,394
11/07	L 13-27	at Baltimore Ravens	69,781
11/14	L 10-24	Pittsburgh Steelers	72,703
11/21	L 7-10	New York Jets	72,547
11/28	L 48-58	at Cincinnati Bengals	65,677
12/05	L 15-42	New England Patriots	73,028
12/12	L 7-37	at Buffalo Bills	72,330
12/19	L 0-21	San Diego Chargers	72,489
12/26	L 7-10	at Miami Dolphins	73,169
01/02	W 22-14	at Houston Texans	70,724

TEAM STATISTICS	BROWNS	OPPONENT								
Total First Downs	245	307								
Rushing	94	141								
Passing	125	144								
Penalty	26	22								
3rd Down: Made/Att	59/203	78/216								
3rd Down Pct.	29.1%	36.1%								
4th Down: Made/Att	7/16	7/16								
4th Down Pct.	43.8%	43.8%								
Possession Avg.	28.03	31.57								
Total Net Yards	4,481	5,215								
Avg. Per Game	280.1	325.9								
Total Plays	921	1,024								
Avg. Per Play	4.9	5.1								
Net Yards Rushing	1,657	2,314								
Avg. Per Game	103.6	144.6								
Total Rushes	441	532								
Net Yards Passing	2,824	2,901								
Avg. Per Game	176.5	181.3								
Sacked/Yards Lost	41/252	32/190								
Gross Yards	3,076	3,091								
Att./Completions	439/251	460/277								
Completion Pct.	57.2%	60.2%								
Had Intercepted	21	15								
Punts/Average	85/40.0	85/41.6								
Net Punting Avg.	85/35.4	85/33.9								
Penalties/Yards	115/854	109/890								
Fumbles/Ball Lost	32/19	20/13								
Touchdowns	29	45								
Rushing	6	22								
Passing	21	17								
Returns	2	6								
SCORE BY PERIODS	1ST	2ND	3RD	4TH	OT	TOT				
Browns	67	62	55	92	0	276				
Opponents	107	107	72	101	3	390				
SCORING	RU	PA	ST	DF	PAT	2RU	2PA	FG	SAF	TP
Dawson, Phil	0	0	0	0	28/28	0	0	24/29	0	100
Heiden, Steve	0	5	0	0	0	0	0	0	0	32
Bryant, Antonio	0	4	0	0	0	0	0	0	0	24
Shea, Aaron	0	4	0	0	0	0	0	0	0	24

Morgan, Quincy	0	3	0	0	0	0	0	0	0	18
Suggs, Lee	2	1	0	0	0	0	0	0	0	18
Davis, Andre	0	2	0	0	0	0	0	0	0	12
Garcia, Jeff	2	0	0	0	0	0	0	0	0	12
Green, William	2	0	0	0	0	0	0	0	0	12
Northcutt, Dennis	0	2	0	0	0	0	0	0	0	12
Alston, Richard	0	0	1	0	0	0	0	0	0	6
Crocker, Chris	0	0	1	0	0	0	0	0	0	6
Browns	6	21	2	0	28/28	0	0	24/29	0	276
Opponents	22	17	6	0	44/44	0	0	24/28	1	390

RUSHING	NO	YDS	AVG	LG	TD
Suggs, Lee	199	744	3.7	39	2
Green, William	163	585	3.6	46	2
Garcia, Jeff	35	169	4.8	21	2
Jackson, James	12	81	6.8	38	0
Echemandu, Adam	8	25	3.1	6	0
McCown, Luke	6	25	4.2	11	0
Northcutt, Dennis	8	19	2.4	8	0
Smith, Terelle	4	9	2.3	4	0
Jackson, Frisman	1	4	4.0	4	0
Frost, Derrick	1	1	1.0	1	0
Holcomb, Kelly	3	-2	-0.7	0	0
Davis, Andre	1	-3	-3.0	-3	0
Browns	441	1,657	3.8	46	6
Opponents	532	2,314	4.3	52	22

RECEIVING	NO	YDS	AVG	LG	TD
Bryant, Antonio	42	546	13.0	55	4
Northcutt, Dennis	55	806	14.7	58	2
Heiden, Steve	28	287	10.3	30	5
Shea, Aaron	26	252	9.7	35	4
Suggs, Lee	20	178	8.9	59	1
Davis, Andre	16	416	26.0	99	2
Green, William	14	84	6.0	17	0
Jackson, Frisman	13	168	12.9	24	0
Morgan, Quincy	9	144	16.0	46	3
Smith, Terelle	7	39	5.6	16	0
Jackson, James	6	22	3.7	13	0
Winslow, Kellen	5	50	10.0	21	0
King, Andre	5	49	9.8	16	0
Echemandu, Adam	3	25	8.3	19	0
Mustard, Chad	1	9	9.0	9	0
Heinrich, Keith	1	1	1.0	1	0
Browns	251	3,076	12.3	99	21
Opponents	277	3,091	11.2	72	17

INTERCEPTIONS	NO	YDS	AVG	LG	TD
Henry, Anthony	4	83	20.8	51	0
Davis, Andre	3	35	11.7	30	0
Sanders, Lewis	2	36	18.0	24	0
McCutcheon, Daylon	2	0	0.0	2	0
Gardner, Barry	1	30	30.0	30	0
Little, Earl	1	28	28.0	28	0
Crocker, Chris	1	20	20.0	20	1
Griffith, Robert	1	18	18.0	18	0
Browns	15	250	16.7	51	1
Opponents	21	232	11.0	106	2

PUNTING	NO	YDS	AVG	IN20	TB	LG	BLK
Frost, Derrick	85	3,404	40.0	35.4	4	24	54
Browns	85	3,404	40.0	35.4	4	24	54
Opponents	85	3,537	41.6	33.9	11	21	62

PUNT RETURNS	NO	FC	YDS	AVG	LG	TD
Northcutt, Dennis	36	12	432	12.0	44	0
Browns	36	12	432	12.0	44	0
Opponents	48	10	313	6.5	49	0

KICKOFF RETURNS	NO	YDS	AVG	LG	TD
Alston, Richard	46	1,016	22.1	93	1
Brown, Dee	13	243	18.7	30	0
King, Andre	5	95	19.0	24	0
Jackson, Frisman	4	70	17.5	22	0
Jackson, James	2	39	19.5	23	0
Mustard, Chad	2	13	6.5	9	0
Shea, Aaron	2	19	9.5	13	0
Sanders, Lewis	1	9	9.0	10	0
Browns	75	1,504	20.1	93	1
Opponents	59	1,336	22.6	93	1

FIELD GOALS	1-19	20-29	30-39	40-49	50+	TOT
Dawson, Phil	0/0	11/11	6/8	6/9	1/1	24/29
Team	0/0	11/11	6/8	6/9	1/1	24/29
Opponents	0/0	7/8	9/9	6/9	2/2	24/28

PASSING	ATT	CMP	YDS	PCT	AV/AT	TD	TD%	INT	INT%	LG	TKLD	RATNG
Garcia, Jeff	252	144	1,731	57.1	6.87	10	4.0	9	3.6	99t	24/99	76.7
McCown, Luke	98	48	608	49.0	6.20	4	4.1	7	7.1	58t	12/122	52.6
Holcomb, Kelly	87	59	737	67.8	8.47	7	8.0	5	5.7	55t	5/31	96.8
Echemandu, Adam	1	0	0	0.0	0.00	0	0.0	0	0.0	0	0/0	39.6
Jackson, Frisman	1	0	0	0.0	0.00	0	0.0	0	0.0	0	0/0	39.6
Team	439	251	3,076	57.2	7.01	21	4.8	21	4.8	99t	41/252	74.9
Opponents	460	277	3,091	60.2	6.72	17	3.7	15	3.3	72t	32/190	79.0

YEAR-BY-YEAR
Regular Season Results
2004



2005 [6-10]

COACH: Romeo Crennel

TOP DRAFT CHOICE: WR Braylon Edwards

2005 USUAL STARTING LINEUPS

OFFENSE		DEFENSE	
WR 81 Antonio Bryant	LDE 97 Alvin McKinley	NT 95 Jason Fisk	
LT 70 L.J. Shelton	NT 95 Jason Fisk	RDE 99 Orpheus Roye	
LG 63 Joe Andruzzi	LLB 55 Matt Stewart	MLB 54 Andra Davis	
C 50 Jeff Faine	WLB 58 Ben Taylor	RLB 51 Chaun Thompson	
RG 60 Casey Coleman	RLB 51 Chaun Thompson	LCB 24 Gary Baxter	
RT 72 Ryan Tucker	LCB 24 Gary Baxter	28 Leigh Bodden	
TE 82 Steve Heiden	RCB 33 Daylon McCutcheon	SS 25 Chris Crocker	
WR 86 Dennis Northcutt	FS 27 Brian Russell		
QB 8 Trent Dilfer			
9 Charlie Frye			
FB 42 Terrelle Smith			
RB 34 Reuben Droughns			

RADIO ANNOUNCERS:

Jim Donovan, Doug Dieken (WMM5 100.7 FM, WTAM 1100 AM)

DATE	RESULT	OPPONENT	ATT
09/11	L 13-27	Cincinnati Bengals	73,013
09/18	W 26-24	at Green Bay Packers	70,400
09/25	L 6-13	at Indianapolis Colts	57,127
10/9	W 20-10	Chicago Bears	73,079
10/16	L 3-16	at Baltimore Ravens	70,196
10/23	L 10-13	Detroit Lions	72,923
10/30	L 16-19	at Houston Texans	70,064
11/6	W 20-14	Tennessee Titans	72,594
11/13	L 21-34	at Pittsburgh Steelers	63,491
11/20	W 22-0	Miami Dolphins	72,773
11/27	L 12-24	at Minnesota Vikings	63,814
12/4	L 14-20	Jacksonville Jaguars	70,941
12/11	L 20-23	at Cincinnati Bengals	65,788
12/18	W 9-7	at Oakland Raiders	41,862
12/24	L 0-41	Pittsburgh Steelers	73,136
1/1/06	W 20-16	Baltimore Ravens	69,871

TEAM STATISTICS	BROWNS	OPPONENT
Total First Downs	241	292
Rushing	76	116
Passing	149	161
Penalty	16	15
3rd Down: Made/Att	67/203	87/215
4th Down: Made/Att	7/18	8/18
Possession Avg.	28:00	32:00
Total Net Yards	4,550	5,069
Avg. Per Game	284.3	316.8
Total Plays	938	1,021
Avg. Per Play	4.9	5.0
Net Yards Rushing	1,503	2,202
Avg. Per Game	93.9	137.6
Total Rushes	395	527
Net Yards Passing	3,047	2,867
Avg. Per Game	190.4	179.2
Sacked/Yards Lost	46/276	23/142
Gross Yards	3,323	3,009
Att./Completions	498/297	471/279
Had Intercepted	17	15
Punts/Average	80/40.4	72/42.5
Net Punting Avg.	30/33.8	72/35.1
Penalties/Yards	99/770	97/716
Fumbles/Ball Lost	27/13	21/8
Touchdowns	22	31

SCORE BY PERIODS	1ST	2ND	3RD	4TH	OT	TOT
Browns	56	65	52	59	0	232
Opponents	58	102	81	60	0	301

SCORING	RU	PA	ST	DF	PAT	2RU	2PA	FG	SAF	TP
Dawson, Phil	0	0	0	0	19/21	0	0	27/29	0	100
Bryant, Antonio	0	4	0	0	0/0	0	0	0/0	0	24
Edwards, Braylon	0	3	0	0	0/0	0	0	0/0	0	18
Heiden, Steve	0	3	0	0	0/0	0	0	0/0	0	18
Northcutt, Dennis	0	2	1	0	0/0	0	0	0/0	0	18
Droughns, Reuben	2	0	0	0	0/0	0	0	0/0	0	12
Bodden, Leigh	0	0	1	0	0/0	0	0	0/0	0	6

Cribbs, Joshua	0	0	1	0	0/0	0	0	0/0	0	6
Frye, Charlie	1	0	0	0	0/0	0	0	0/0	0	6
Jackson, Frisman	0	1	0	0	0/0	0	0	0/0	0	6
Shea, Aaron	0	1	0	0	0/0	0	0	0/0	0	6
Smith, Terrelle	0	1	0	0	0/0	0	0	0/0	0	6
Wright, Jason	1	0	0	0	0/0	0	0	0/0	0	6
Browns	4	15	3	0	19/21	0	0	27/29	0	232
Opponents	11	19	1	0	31/31	0	0	28/35	0	301

RUSHING	NO	YDS	AVG	LG	TD
Droughns, Reuben	309	1,232	4.0	75t	2
Green, William	20	78	3.9	17	0
Frye, Charlie	18	60	3.3	16	1
Dilfer, Trent	20	46	2.3	12	0
Northcutt, Dennis	2	33	16.5	31	0
Wright, Jason	11	27	2.5	6t	1
Suggs, Lee	8	15	1.9	7	0
Smith, Terrelle	6	9	1.5	4	0
Bryant, Antonio	1	3	3.0	3	0
Browns	395	1,503	3.8	75t	4
Opponents	527	2,202	4.2	80t	11

RECEIVING	NO	YDS	AVG	LG	TD
Bryant, Antonio	69	1,009	14.6	54	4
Heiden, Steve	43	401	9.3	62t	3
Northcutt, Dennis	42	441	10.5	58t	2
Droughns, Reuben	39	369	9.5	51	0
Edwards, Braylon	32	512	16.0	80t	3
Jackson, Frisman	24	287	12.0	68t	1
Shea, Aaron	18	153	8.5	27	1
Smith, Terrelle	12	58	4.8	9	1
Suggs, Lee	6	26	4.3	8	0
Green, William	5	30	6.0	14	0
Wright, Jason	3	15	5.0	15	0
Irons, Paul	2	16	8.0	14	0
Cribbs, Joshua	1	7	7.0	7	0
Faine, Jeff	1	-1	-1.0	-1	0
Browns	297	3,323	11.2	80t	15
Opponents	279	3,009	10.8	51t	19

INTERCEPTIONS	NO	YDS	AVG	LG	TD
Russell, Brian	3	50	16.7	37	0
Bodden, Leigh	3	6	2.0	6	0
Crocker, Chris	2	35	17.5	24	0
McCutcheon, Daylon	2	14	7.0	14	0
Baxter, Gary	2	10	5.0	10	0
Davis, Andra	1	14	14.0	14	0
Pool, Brodney	1	1	1.0	1	0
Stewart, Matt	1	0	0.0	0	0
Browns	15	130	8.7	37	0
Opponents	17	215	12.6	72	0

PUNTING	NO	YDS	AVG	IN20	TB	LG	BLK
Richardson, Kyle	78	3,181	40.8	34.0	9	61	0
Dawson, Phil	2	53	26.5	26.5	0	31	0
Browns	80	3,234	40.4	33.8	9	61	0
Opponents	72	3,058	42.5	35.1	8	60	0

PUNT RETURNS	NO	FC	YDS	AVG	LG	TD
Northcutt, Dennis	35	13	368	10.5	62t	1
Cribbs, Joshua	1	0	5	5.0	5	0
Jones, Sean	1	0	0	0.0	0	0
Browns	37	13	373	10.1	62t	1
Opponents	36	9	347	9.6	51	0

KICKOFF RETURNS	NO	YDS	AVG	LG	TD
Cribbs, Joshua	45	1,094	24.3	90t	1
Droughns, Reuben	5	119	23.8	35	0
Green, William	5	79	15.8	22	0
Perkins, Antonio	3	82	27.3	35	0
McIntyre, Carey	3	47	15.7	17	0
Shea, Aaron	3	29	9.7	13	0
Smith, Terrelle	2	24	12.0	13	0
Wright, Jason	1	17	17.0	17	0
Jackson, Frisman	1	15	15.0	15	0
Browns	68	1,506	22.1	90t	1
Opponents	56	1,182	21.1	63	0

FIELD GOALS	1-19	20-29	30-39	40-49	50+	TOT
Dawson, Phil	2/2	11/11	9/11	5/5	0/0	27/29
Browns	2/2	11/11	9/11	5/5	0/0	27/29
Opponents	0/0	10/10	11/12	6/10	1/3	28/35

PASSING	ATT	CMP	YDS	PCT	AV/AT	TD	TD%	INT	INT%	LG	TKLD	RATNG
Dilfer, Trent	333	199	2,321	59.8	6.97	11	3.3	12	3.6	80t	23/139	76.9
Frye, Charlie	164	98	1,002	59.4	6.07	4	2.4	5	3.6	45	22/135	72.8
Jackson, Frisman	0	0	0	0	0	0	0	0	0	0	1/2	0
Browns	498	297	3,323	59.6	6.67	15	3.0	17	3.6	80t	46/276	75.4
Opponents	471	279	3,009	59.2	6.39	19	4.0	15	3.2	51t	23/142	78.2



2008 (4-12)

COACH: Romeo Crennel

TOP DRAFT CHOICE: LB Kamerion Wimbley

2006 USUAL STARTING LINEUPS

OFFENSE		DEFENSE	
WR 84 Joe Jurevicius	LDE 99 Orpheus Roye	NT 92 Ted Washington	
LT 77 Kevin Shaffer	NT 99 Ted Washington	RDE 97 Alvin McKinley	
LG 63 Joe Andruzzi	LLB 55 Willie McGinest	MLB 54 Andra Davis	
C 66 Hank Fraley	WLB 58 D'Qwell Jackson	WLB 58 D'Qwell Jackson	
RG 60 Casey Coleman	RLB 95 Kamerion Wimbley	LCB 28 Leigh Bodden	
RT 72 Ryan Tucker	RCB 39 Daven Holly	SS 26 Sean Jones	
TE 80 Kellen Winslow	FS 27 Brian Russell		
WR 17 Braylon Edwards			
QB 9 Charlie Frye			
FB 42 Terrelle Smith			
RB 34 Reuben Droughns			

RADIO ANNOUNCERS:

Jim Donovan, Doug Dieken (WMMs 100.7 FM, WTAM 1100 AM)

Droughns, Reuben	4	0	0	0/0	0	0	0/0	0	24
Jurevicius, Joe	3	0	3	0	0	0	0/0	0	18
Frye, Charlie	3	3	0	0	0	0	0/0	0	18
Winslow, Kellen	3	0	3	0	0	0	0/0	0	18
Holly, Daven	2	0	0	2	0	0	0/0	0	12
Heiden, Steve	2	0	2	0	0	0	0/0	0	12
Dinkins, Darnell	1	0	1	0	0	0	0/0	0	6
Cribbs, Joshua	1	0	1	0	0	0	0/0	0	6
Team	25	7	15	3	0	0	25/25	21/29	0 238
Opponents	40	14	20	6	0	0	36/38	26/31	1 356

RUSHING	NO	YDS	AVG	LG	TD
Droughns, Reuben	220	758	3.4	22	4
Frye, Charlie	47	215	4.6	17	3
Wright, Jason	62	189	3.0	18	0
Harrison, Jerome	20	60	3.0	15	0
Anderson, Derek	4	47	11.8	23	0
Northcutt, Dennis	3	32	10.7	16	0
Smith, Terrelle	8	14	1.8	3	0
Cribbs, Joshua	2	11	5.5	9	0
Edwards, Braylon	3	7	2.3	8	0
Vickers, Lawrence	3	2	0.7	2	0
Team	372	1,335	3.6	33	7
Opponents	514	2,275	4.4	59	14

RECEIVING	NO	YDS	AVG	LG	TD
Winslow, Kellen	89	875	9.8	40	3
Edwards, Braylon	61	884	14.5	75	6
Jurevicius, Joe	40	495	12.4	52	3
Heiden, Steve	36	249	6.9	13	2
Droughns, Reuben	27	169	6.3	24	0
Northcutt, Dennis	22	228	10.4	43	0
Cribbs, Joshua	10	91	9.1	14	0
Harrison, Jerome	9	47	5.2	12	0
Smith, Terrelle	8	21	2.6	7	0
Wright, Jason	6	82	13.7	54	0
Vickers, Lawrence	6	60	10.0	29	0
Wilson, Travis	2	32	16.0	16	0
Dinkins, Darnell	2	14	7.0	11	1
Team	318	3,247	10.2	75	15
Opponents	283	3,379	11.9	77	20

INTERCEPTIONS	NO	YDS	AVG	LG	TD
Holly, Daven	5	127	25.4	57	1
Jones, Sean	5	46	9.2	19	0
Bodden, Leigh	2	48	24.0	35	0
Davis, Andre	2	19	9.5	19	0
Baxter, Gary	1	10	10.0	10	0
Russell, Brian	1	6	6.0	6	0
McGinest, Willie	1	0	0.0	0	0
Pool, Brodney	1	0	0.0	0	0
Team	18	256	14.2	57	1
Opponents	25	273	10.9	37	2

PUNTING	NO	YDS	AVG	IN20	TB	LG	BLK
Zastudil, Dave	81	3,563	44.0	38.4	7	61	0
Dawson, Phil	2	58	29.0	19.0	1	31	0
Team	83	3,621	43.6	37.9	8	61	0
Opponents	77	3,309	43.0	36.9	5	69	0

PUNT RETURNS	NO	FC	YDS	AVG	LG	TD
Northcutt, Dennis	28	13	312	11.1	81	0
Cribbs, Joshua	6	3	51	8.5	34	0
Jones, Sean	1	0	8	8.0	8	0
Unck, Mason	1	0	0	0.0	0	0
Team	36	16	371	10.3	81	0
Opponents	43	11	312	7.3	37	0

KICKOFF RETURNS	NO	YDS	AVG	LG	TD
Cribbs, Joshua	61	1,494	24.5	92	1
Vickers, Lawrence	5	84	16.8	22	0
Dinkins, Darnell	3	44	14.7	20	0
Heiden, Steve	1	11	11.0	11	0
Friedman, Lemme	1	2	2.0	2	0
Team	71	1,635	23.0	92	1
Opponents	48	1,053	21.9	59	1

FIELD GOALS	1-19	20-29	30-39	40-49	50+	TOT
Dawson, Phil	0/0	5/6	9/10	6/12	1/1	21/29
Team	0/0	5/6	9/10	6/12	1/1	21/29
Opponents	1/1	12/12	6/7	6/8	1/3	26/31

DATE	RESULT	OPPONENT	ATT
9/10	L 14-19	New Orleans Saints	72,915
9/17	L 17-34	at Cincinnati Bengals	66,072
9/24	L 14-15	Baltimore Ravens	72,474
10/1	W 24-21	at Oakland Raiders	61,426
10/8	L 12-20	at Carolina Panthers	73,520
10/22	L 7-17	Denver Broncos	73,024
10/29	W 20-13	New York Jets	72,507
11/5	L 25-32	at San Diego Chargers	65,558
11/12	W 17-13	at Atlanta Falcons	70,793
11/19	L 20-24	Pittsburgh Steelers	73,296
11/26	L 0-30	Cincinnati Bengals	72,926
12/3	W 31-28 (OT)	Kansas City Chiefs	71,927
12/7	L 7-27	at Pittsburgh Steelers	55,246
12/17	L 17-27	at Baltimore Ravens	70,857
12/24	L 7-22	Tampa Bay Buccaneers	69,603
12/31	L 6-14	at Houston Texans	70,097

TEAM STATISTICS	BROWNS	OPPONENT
Total First Downs	250	303
Rushing	72	107
Passing	153	178
Penalty	25	18
3rd Down: Made/Att	70/209	100/228
3rd Down Pct.	33.5%	43.9%
4th Down: Made/Att	6/15	4/10
4th Down Pct.	40.0%	40.0%
Possession Avg.	29:21	30:39
Total Net Yards	4,233	5,517
Avg. Per Game	264.6	344.8
Total Plays	938	1,041
Avg. Per Play	4.5	5.3
Net Yards Rushing	1,335	2,275
Avg. Per Game	83.4	142.2
Total Rushes	372	514
Net Yards Passing	2,898	3,242
Avg. Per Game	181.1	202.6
Sacked/Yards Lost	54/349	28/137
Gross Yards	3,247	3,379
Att./Completions	512/318	499/283
Completion Pct.	62.1%	56.7%
Had Intercepted	25	18
Punts/Average	83/43.6	77/43.0
Net Punting Avg.	37.9	36.9
Penalties/Yards	74/687	84/678
Fumbles/Ball Lost	23/17	13/9
Touchdowns	25	40
Rushing	7	14
Passing	15	20
Returns	3	6

SCORE BY PERIODS	1ST	2ND	3RD	4TH	OT	TOT
Browns	29	74	41	91	3	— 238
Opponents	64	90	95	107	0	— 356

SCORING	RU	PA	ST	DF	PAT	2RU	2PA	FG	SAF	TP
Dawson, Phil	0	0	0	0	25/25	0	0	0	21/29	0 88
Edwards, Braylon	6	0	6	0	0/0	0	0	0	0	36

PASSING	ATT	CMP	YDS	PCT	AV/AT	TD	TD%	INT	INT%	LG	TKLD	RATING
Frye, Charlie	393	252	2,454	64.1	6.2	10	2.5	17	4.3	75	44/262	72.0
Anderson, Derek	117	66	793	56.4	6.8	5	4.3	8	6.8	54	8/66	63.1
Dorsey, Ken	1	0	0	0.0	0.0	0	0.0	0	0.0	0	1/7	39.6
Cribbs, Joshua	1	0	0	0.0	0.0	0	0.0	0	0.0	0	0/0	39.6
Winslow, Kellen	0	0	0	0.0	0.0	0	0.0	0	0.0	0	1/14	0.0
Team	512	318	3,247	62.1	6.3	15	2.9	25	4.9	75	54/349	69.7
Opponents	499	283	3,379	56.7	6.8	20	4.0	18	3.6	77	28/137	75.9

YEAR-BY-YEAR
Regular Season Results
2006



2007 (10-6)

COACH: Romeo Creniel
TOP DRAFT CHOICE: LT Joe Thomas
2007 USUAL STARTING LINEUPS

OFFENSE		DEFENSE	
WR 84	Joe Jurevicius	LDE 99	Orpheus Roye
LT 73	Joe Thomas	91	Shawn Smith
LG 65	Eric Steinbach	NT 78	Ethan Kelley
C 66	Hank Fraley	92	Ted Washington
RG 68	Seth McKimmey	RDE 98	Robaire Smith
72	Ryan Tucker	LLB 55	Willie McGinest
RT 77	Kevin Shaffer	MLB 54	Andra Davis
TE 80	Kellen Winslow	WLB 58	D'Owells Jackson
WR 17	Braylon Edwards	RLB 95	Kameron Wimbley
QB 3	Derek Anderson	LCB 28	Leigh Bodden
RB 47	Lawrence Vickers	RCB 24	Eric Wright
RB 31	Jamal Lewis	SS 26	Sean Lewis
		FS 21	Brodney Pool

RADIO ANNOUNCERS:
 Jim Donovan, Doug Dieken (WMM5 100.7 FM, WYAM 1100 AM)

DATE	RESULT	OPPONENT	ATT
9/9	L 7-34	Pittsburgh Steelers	73,089
9/16	W 51-45	Cincinnati Bengals	72,801
9/23	L 24-26	at Oakland Raiders	51,075
9/30	W 27-13	Baltimore Ravens	73,024
10/7	L 17-34	at New England Patriots	68,756
10/14	W 41-31	Miami Dolphins	73,198
10/28	W 27-20	at St. Louis Rams	62,777
11/4	W 33-30 (OT)	Seattle Seahawks	72,927
11/11	L 28-31	at Pittsburgh Steelers	64,781
11/18	W 33-30 (OT)	at Baltimore Ravens	71,055
11/25	W 27-17	Houston Texans	72,928
12/2	L 21-27	at Arizona Cardinals	64,791
12/9	W 24-18	at New York Jets	76,822
12/16	W 8-0	Buffalo Bills	73,196
12/23	L 14-19	at Cincinnati Bengals	66,023
12/30	W 20-7	San Francisco 49ers	73,041

TEAM STATISTICS	BROWNS	OPPONENT
Total First Downs	315	335
Rushing	110	100
Passing	192	211
Penalty	13	24
3rd Down: Made/Att	86/204	79/215
3rd Down Pct.	42.2%	36.7%
4th Down: Made/Att	6/15	11/25
4th Down Pct.	40.0%	44.0%
Possession Avg.	29.10	30.50
Total Net Yards	5,621	5,753
Avg. Per Game	351.3	359.6
Total Plays	1,004	1,066
Avg. Per Play	5.6	5.4
Net Yards Rushing	1,885	2,072
Avg. Per Game	118.4	129.5
Total Rushes	440	460
Net Yards Passing	3,726	3,681
Avg. Per Game	232.9	230.1
Sacked/Yards Lost	19/140	28/186
Gross Yards	3,866	3,867
Attempts/Completions	545/305	578/340
Completion Pct.	56.0%	58.8%
Had Intercepted	20	17
Punts/Average	69/42.0	69/40.2
Net Punting Avg.	35.8	32.9
Penalties/Yards	114/868	80/581
Fumbles/Ball Lost	22/9	19/10
Touchdowns	46	41
Rushing	13	8
Passing	29	29
Returns	4	4

SCORE BY PERIODS	1ST	2ND	3RD	4TH	OT	TOT
Team	60	144	87	105	6	402
Opponents	85	112	82	103	0	382

SCORING	TD	RU	PA	RT	PAT	FG	2PT	PTS
Dawson, Phil	0	0	0	0	42/43	26/30	0	120
Edwards, Braylon	16	0	16	0	0/0	0/0	0	96
Lewis, Jamal	11	9	2	0	0/0	0/0	0	66
Winslow, Kellen	5	0	5	0	0/0	0/0	1	32
Jurevicius, Joe	3	0	3	0	0/0	0/0	1	20
Cribbs, Joshua	3	0	0	3	0/0	0/0	0	18
Anderson, Derek	3	3	0	0	0/0	0/0	0	18
Vickers, Lawrence	2	0	2	0	0/0	0/0	0	12
Pool, Brodney	1	0	0	1	0/0	0/0	0	6
Carter, Tim	1	0	1	0	0/0	0/0	0	6
Wright, Jason	1	1	0	0	0/0	0/0	0	6
Team	46	13	29	4	42/43	26/30	2	402
Opponents	41	8	29	4	38/38	32/35	1	382

RUSHING	NO	YDS	AVG	LG	TD
Lewis, Jamal	298	1,304	4.4	66t	9
Wright, Jason	60	277	4.6	18	1
Harrison, Jerome	23	142	6.2	17	0
Anderson, Derek	32	70	2.2	11	3
Cribbs, Joshua	9	61	6.8	18	0
Vickers, Lawrence	15	43	2.9	7	0
Frye, Charlie	1	1	1.0	1	0
Zastudil, Dave	2	-3	-1.5	0	0
Team	440	1,895	4.3	66t	13
Opponents	460	2,072	4.5	37	8

RECEIVING	NO	YDS	AVG	LG	TD
Winslow, Kellen	82	1,106	13.5	49	5
Edwards, Braylon	80	1,289	16.1	78t	16
Jurevicius, Joe	50	614	12.3	50	3
Lewis, Jamal	30	248	8.3	34	2
Wright, Jason	24	233	9.7	23	0
Vickers, Lawrence	13	91	7.0	25	2
Heiden, Steve	12	104	8.7	27	0
Carter, Tim	8	117	14.6	22	1
Cribbs, Joshua	3	37	12.3	18	0
Harrison, Jerome	2	19	9.5	15	0
Dinkins, Darnell	1	8	8.0	8	0
Team	305	3,866	12.7	78t	29
Opponents	340	3,867	11.4	42	29

INTERCEPTIONS	NO	YDS	AVG	LG	TD
Bodden, Leigh	6	75	12.5	26	0
Jones, Sean	5	37	7.4	26	0
Pool, Brodney	2	103	51.5	100t	1
McDonald, Brandon	2	0	0.0	0	0
Jackson, D'Owells	1	1	1.0	1	0
Wright, Eric	1	0	0.0	0	0
Team	17	216	12.7	100t	1
Opponents	20	422	21.1	71t	2

PUNTING	NO	YDS	AVG	NET	TB	IN	LG	B
Zastudil, Dave	49	2,046	41.8	34.6	4	14	64	0
Player, Scott	13	593	45.6	40.3	2	6	57	0
Ernstner, Paul	7	256	36.6	35.6	0	2	43	0
Team	69	2,895	42.0	35.8	6	22	64	0
Opponents	69	2,774	40.2	32.9	5	19	69	0

PUNT RETURNS	NO	FC	YDS	AVG	LG	TD
Cribbs, Joshua	30	10	405	13.5	76t	1
Team	30	10	405	13.5	76t	1
Opponents	34	8	308	9.1	94t	1

KICKOFF RETURNS	NO	YDS	AVG	LG	TD
Cribbs, Joshua	59	1,809	30.7	100t	2
Dinkins, Darnell	7	62	8.9	19	0
Wright, Jason	3	49	16.3	20	0
Friedman, Lennie	2	14	7.0	13	0
Jurevicius, Joe	1	9	9.0	9	0
Team	72	1,943	27.0	100t	2
Opponents	76	1,590	20.9	65	0

FIELD GOALS	1-19	20-29	30-39	40-49	50+	TOT
Dawson, Phil	2/2	9/10	7/8	7/8	1/2	26/30
Team	2/2	9/10	7/8	7/8	1/2	26/30
Opponents	1/1	12/12	11/11	8/11	0/0	32/35

PASSING	ATT	CMP	YDS	PCT	AV/AT	TD	TD%	INT	INT%	LG	TKLD	RATING
Anderson, Derek	527	298	3,787	56.5	7.2	29	5.5	19	3.6	78t	14/109	82.5
Quinn, Brady	8	3	45	37.5	5.6	0	0.0	0	0.0	18	0/0	56.8
Frye, Charlie	10	4	34	40.0	3.4	0	0.0	1	10.0	15	5/31	10.0
Cribbs, Joshua	0	0	0	0.0	0.0	0	0.0	0	0.0	0	0/0	0.0
Team	545	305	3,866	56.0	7.1	29	5.3	20	3.7	78t	19/140	80.7
Opponents	578	340	3,867	58.8	6.7	29	5.0	17	2.9	42	28/186	83.4



RESULTS (1946-2007)

YEAR	LEAGUE	REGULAR SEASON				PLAYOFFS				COMBINED RECORD			
		W	L	T	%	W	L	T	%	W	L	T	%
1946 #	AAFC	12	2	0	0.857	1	0	0	1.000	13	2	0	0.867
1947 #	AAFC	12	1	1	0.923	1	0	0	1.000	13	1	1	0.929
1948 #	AAFC	14	0	0	1.000	1	0	0	1.000	15	0	0	1.000
1949 #	AAFC	9	1	2	0.900	2	0	0	1.000	11	1	2	0.917
1950 #	NFL	10	2	0	0.833	2	0	0	1.000	12	2	0	0.857
1951 #	NFL	11	1	0	0.917	0	1	0	0.000	11	2	0	0.846
1952 #	NFL	8	4	0	0.667	0	1	0	0.000	8	5	0	0.615
1953 #	NFL	11	1	0	0.917	0	1	0	0.000	11	2	0	0.846
1954 #	NFL	9	3	0	0.750	1	0	0	1.000	10	3	0	0.769
1955 #	NFL	9	2	1	0.818	1	0	0	1.000	10	2	1	0.833
1956	NFL	5	7	0	0.417	0	0	0	0.000	5	7	0	0.417
1957 #	NFL	9	2	1	0.818	0	1	0	0.000	9	3	1	0.750
1958 #	NFL	9	3	0	0.750	0	1	0	0.000	9	4	0	0.692
1959	NFL	7	5	0	0.583	0	0	0	0.000	7	5	0	0.583
1960	NFL	8	3	1	0.727	0	0	0	0.000	8	3	1	0.727
1961	NFL	8	5	1	0.615	0	0	0	0.000	8	5	1	0.615
1962	NFL	7	6	1	0.538	0	0	0	0.000	7	6	1	0.538
1963	NFL	10	4	0	0.714	0	0	0	0.000	10	4	0	0.714
1964 #	NFL	10	3	1	0.769	1	0	0	1.000	11	3	1	0.786
1965 #	NFL	11	3	0	0.786	0	1	0	0.000	11	4	0	0.733
1966	NFL	9	5	0	0.643	0	0	0	0.000	9	5	0	0.643
1967 #	NFL	9	5	0	0.643	0	1	0	0.000	9	6	0	0.600
1968 #	NFL	10	4	0	0.714	1	1	0	0.500	11	5	0	0.688
1969 #	NFL	10	3	1	0.769	1	1	0	0.500	11	4	1	0.733
1970	NFL	7	7	0	0.500	0	0	0	0.000	7	7	0	0.500
1971 #	NFL	9	5	0	0.643	0	1	0	0.000	9	6	0	0.600
1972 #	NFL	10	4	0	0.714	0	1	0	0.000	10	5	0	0.667
1973	NFL	7	5	2	0.583	0	0	0	0.000	7	5	2	0.583
1974	NFL	4	10	0	0.286	0	0	0	0.000	4	10	0	0.286
1975	NFL	3	11	0	0.214	0	0	0	0.000	3	11	0	0.214
1976	NFL	9	5	0	0.643	0	0	0	0.000	9	5	0	0.643
1977	NFL	6	8	0	0.429	0	0	0	0.000	6	8	0	0.429
1978	NFL	8	8	0	0.500	0	0	0	0.000	8	8	0	0.500
1979	NFL	9	7	0	0.563	0	0	0	0.000	9	7	0	0.563
1980 #	NFL	11	5	0	0.688	0	1	0	0.000	11	6	0	0.647
1981	NFL	5	11	0	0.313	0	0	0	0.000	5	11	0	0.313
1982 *	NFL	4	5	0	0.444	0	1	0	0.000	4	6	0	0.400
1983	NFL	9	7	0	0.563	0	0	0	0.000	9	7	0	0.563
1984	NFL	5	11	0	0.313	0	0	0	0.000	5	11	0	0.313
1985 #	NFL	8	8	0	0.500	0	1	0	0.000	8	9	0	0.471
1986 #	NFL	12	4	0	0.750	1	1	0	0.500	13	5	0	0.722
1987 #	NFL	10	5	0	0.667	1	1	0	0.500	11	6	0	0.647
1988 *	NFL	10	6	0	0.625	0	1	0	0.000	10	7	0	0.588
1989 #	NFL	9	6	1	0.600	1	1	0	0.500	10	7	1	0.588
1990	NFL	3	13	0	0.188	0	0	0	0.000	3	13	0	0.188
1991	NFL	6	10	0	0.375	0	0	0	0.000	6	10	0	0.375
1992	NFL	7	9	0	0.438	0	0	0	0.000	7	9	0	0.438
1993	NFL	7	9	0	0.438	0	0	0	0.000	7	9	0	0.438
1994 *	NFL	11	5	0	0.688	1	1	0	0.500	12	6	0	0.667
1995	NFL	5	11	0	0.313	0	0	0	0.000	5	11	0	0.313
1999	NFL	2	14	0	0.125	0	0	0	0.000	2	14	0	0.125
2000	NFL	3	13	0	0.188	0	0	0	0.000	3	13	0	0.188
2001	NFL	7	9	0	0.438	0	0	0	0.000	7	9	0	0.438
2002 *	NFL	9	7	0	0.563	0	1	0	0.000	9	8	0	0.529
2003	NFL	5	11	0	0.313	0	0	0	0.000	5	11	0	0.313
2004	NFL	4	12	0	0.250	0	0	0	0.000	4	12	0	0.250
2005	NFL	6	10	0	0.375	0	0	0	0.000	6	10	0	0.375
2006	NFL	4	12	0	0.250	0	0	0	0.000	4	12	0	0.250
2007	NFL	10	6	0	0.625	0	0	0	0.000	10	6	0	0.625
NFL Totals		424	360	10	0.540	11	20	0	0.355	435	380	10	0.533
AAFC Totals		47	4	3	0.898	5	0	0	1.000	52	4	3	0.907
Franchise Totals		471	364	13	0.563	16	20	0	0.444	487	384	13	0.558

Bold Denotes League Champions: 8 times (4 AAFC 1946, 1947, 1948, 1949; 4 NFL 1950, 1954, 1955, 1964)

Denotes playoff appearance: 54 NFL seasons, 24 post-season appearances

* Denotes wild-card qualifier for playoffs



PLAYOFF RESULTS**CLEVELAND BROWNS IN NFL CHAMPIONSHIP GAMES**

12/24/1950: BROWNS 30, vs. Los Angeles Rams 28
 12/23/1951: at Los Angeles Rams 24, BROWNS 17
 12/18/1952: vs. Detroit Lions 17, BROWNS 7
 12/17/1953: at Detroit Lions 17, BROWNS 16
 12/26/1954: BROWNS 56, vs. Detroit Lions 10
 12/26/1955: BROWNS 38, at Los Angeles Rams 14
 12/29/1957: at Detroit Lions 59, BROWNS 14
 12/27/1964: BROWNS 27, vs. Baltimore Colts 0
 01/02/1966: at Green Bay Packers 23, BROWNS 12
 12/29/1968: vs. Baltimore Colts 34, BROWNS 0
 01/04/1970: at Minnesota Vikings 27, BROWNS 7

CLEVELAND BROWNS IN CONFERENCE PLAYOFF GAMES

12/17/1950: BROWNS 8, vs. New York Giants 3
 12/21/1958: at New York Giants 10, BROWNS 0
 12/24/1967: at Dallas Cowboys 52, BROWNS 14
 12/21/1968: BROWNS 31, vs. Dallas Cowboys 20
 12/28/1969: BROWNS 38, at Dallas Cowboys 14
 01/11/1987: vs. Denver Broncos 23, BROWNS 20 (OT)
 01/17/1988: at Denver Broncos 38, BROWNS 33
 01/14/1990: at Denver Broncos 37, BROWNS 21

CLEVELAND BROWNS IN DIVISIONAL PLAYOFF GAMES

12/26/1971: vs. Baltimore Colts 20, BROWNS 3
 12/24/1972: at Miami Dolphins 20, BROWNS 14
 01/04/1980: vs. Oakland Raiders 14, BROWNS 12
 01/08/1983: at Los Angeles Raiders 27, BROWNS 10
 01/04/1986: at Miami Dolphins 24, BROWNS 21
 01/11/1987: BROWNS 23, vs. New York Jets 20 (2 OT)
 01/09/1988: BROWNS 38, vs. Indianapolis Colts 21
 01/06/1990: BROWNS 34, vs. Buffalo Bills 30
 01/07/1995: at Pittsburgh Steelers 29, BROWNS 9

CLEVELAND BROWNS IN WILD CARD PLAYOFF GAMES

12/24/1988: vs. Houston Oilers 24, BROWNS 23
 01/01/1995: BROWNS 20, vs. New England Patriots 13
 01/05/2003: at Pittsburgh Steelers 36, BROWNS 33

CLEVELAND BROWNS IN PLAYOFF BOWLS

01/07/1961: Detroit Lions 17, BROWNS 16 (at Miami)
 01/05/1964: Green Bay Packers 40, BROWNS 23 (at Miami)
 01/07/1968: Los Angeles Rams 30, BROWNS 6 (at Miami)

CLEVELAND BROWNS IN AAFC ALL-STAR GAMES

12/18/1949: AAFC All-Stars 12, BROWNS 7

CLEVELAND BROWNS IN COLLEGE ALL-STAR GAMES

08/17/1951: BROWNS 33, All-Stars 0
 08/12/1955: All-Stars 30, BROWNS 27
 08/10/1956: BROWNS 26, All-Stars 0
 08/06/1965: BROWNS 24, All-Stars 16

BROWNS' NFL PLAYOFF RECORD: 11-20 (.355)



DEC. 17, 1950
NFL DIVISIONAL PLAYOFF

CLEVELAND 8, NEW YORK GIANTS 3—Lou Groza's 28-yard field goal with 58 seconds left gave the Browns the victory after they had lost to the Giants in both regular-season meetings. The offenses were thwarted by 10-degree weather and a numbing wind. The Giants had a chance for a touchdown, but after a bizarre series of plays inside the Browns' 10, they had to accept a tying field goal. Then Otto Graham used the quarterback draw to move Cleveland down the field to Groza's winning kick. Moments later, the Browns added a safety. Graham ran for 70 yards on 8 carries.

TEAM	1ST	2ND	3RD	4TH	OT	TOT
N.Y. Giants	0	0	0	3	0	— 3
Cleveland	3	0	0	5	0	— 8

SCORING SUMMARY

Cle — FG Groza 11
 NYG — FG Clay 20
 Cle — FG Groza 28
 Cle — Safety, Willis tackled Conerly in end zone

TEAM STATISTICS	BROWNS	GIANTS
Total First Downs	9	11
Rushing	7	8
Passing	2	2
Penalty	0	1
3rd Down: Made/Att.	0/0	0/0
3rd Down Pct.	0.0%	0.0%
4th Down: Made/Att.	0/0	0/0
4th Down Pct.	0.0%	0.0%
Total Net Yards	155	178
Avg. Per Game	155.0	178.0
Total Plays	48	52
Avg. Per Play	3.2	3.4
Net Yards Rushing	153	141
Avg. Per Game	153.0	141.0
Total Rushes	40	37
Net Yards Passing	43	37
Avg. Per Game	2.0	37.0
Sacked/Yards Lost	0/0	0/0
Gross Yards	43	37
Attempts/Completions	8/3	15/3
Completion Pct.	37.5%	20.0%
Had Intercepted	1	2
Punts/Avg.	9/40.3	9/40.0
Net Punting Avg.	9/37.9	9/37.5
Penalties/Yards Lost	9/54	5/45
Fumbles/Lost	0/0	1/0

Touchdowns	0	0
Rushing	0	0
Passing	0	0
Returns	0	0
Time of Possession	N/A	N/A

RUSHING	ATT	YDS	AVG	LG	TD
Bumgardner, Rex	13	39	3.0	10	0
Jones, Dub	12	32	2.6	10	0
Graham, Otto	8	70	8.7	14	0
Motley, Marion	7	12	1.7	5	0
Browns	40	153	3.8	14	0
Opponents	37	141	3.8	32	0

RECEIVING	NO	YDS	AVG	LG	TD
Lavelli, Dante	2	35	17.5	23	0
Bumgardner, Rex	1	8	8.0	8	0
Browns	3	43	14.3	23	0
Opponents	3	37	12.3	18	0

INTERCEPTIONS	NO	YDS	AVG	LG	TD
Lahr, Warren	1	9	9.0	9	0
Gorgal, Ken	1	0	0.0	0	0
Browns	2	9	9.0	9	0
Opponents	1	0	0.0	0	0

PUNTING	NO	YDS	AVG	IN20	TB	LG	BLK
Gillom, Horace	9	363	40.3	0	0	51	0
Browns	9	363	40.3	0	0	51	0
Opponents	9	360	40.0	0	0	72	0

PUNT RETURNS	NO	FC	YDS	AVG	LG	TD
Lewis, Cliff	3	0	11	3.6	6	0
Browns	3	0	11	3.6	6	0
Opponents	5	0	22	4.4	9	0

KICKOFF RETURNS	NO	YDS	AVG	LG	TD
Moselle, Don	2	55	27.5	29	0
Gillom, Horace	1	10	10.0	10	0
Browns	3	65	21.3	29	0
Opponents	3	53	17.6	26	0

FIELD GOALS	1-19	20-29	30-39	40-49	50+	TOTAL
Groza, Lou	1/1	1/1	0/0	0/0	0/0	2/2
Browns	1/1	1/1	0/0	0/0	0/0	2/2
Opponents	0/0	1/1	0/0	0/0	0/0	1/1

ATTENDANCE

33,054

YEAR-BY-YEAR
 1950 NFL Divisional
 Playoff Game



DEC. 24, 1950

NFL CHAMPIONSHIP GAME

CLEVELAND 30, LOS ANGELES 28—Lou Groza kicked a 16-yard field goal with 28 seconds remaining to give the Browns the NFL title in their inaugural season. Cleveland, which had appeared in the AAFC championship game all four years of that league's existence, joined the NFL in 1950. The Browns trailed 28-20 in the fourth quarter when Otto Graham led them on a 65-yard drive, capped by his 14-yard scoring pass to Rex Bumgardner with 4:35 left. After a Rams' punt, the Browns took over at their 32 with two minutes left. Graham led a 57-yard drive to set up Groza's winning kick. Graham passed for 298 yards and 4 touchdowns, including 11 completions for 128 yards and 2 scores to Dante Lavelli. Bob Waterfield of the Rams passed for 312 yards. The Rams' Tom Fears had 9 catches for 136 yards.

TEAM	1ST	2ND	3RD	4TH	OT	TOT
Los Angeles	14	0	14	0	0	— 28
Cleveland	7	6	7	10	0	— 30

SCORING SUMMARY

LA — Davis 82 pass from Waterfield (Waterfield kick)

Cle — Jones 27 pass from Graham (Groza kick)

LA — Hoerner 3 run (Waterfield kick)

Cle — Lavelli 37 pass from Graham (kick failed)

Cle — Lavelli 39 pass from Graham (Groza kick)

LA — Hoerner 1 run (Waterfield kick)

LA — Brink 6 fumble return (Waterfield kick)

Cle — Bumgardner 14 pass from Graham (Groza kick)

Cle — FG Groza 16

TEAM STATISTICS	BROWNS	RAMS
Total First Downs	22	22
Rushing	8	9
Passing	13	12
Penalty	1	1
3rd Down: Made/Att.	N/A	N/A
3rd Down Pct.	N/A	N/A
4th Down: Made/Att.	N/A	N/A
4th Down Pct.	N/A	N/A
Total Net Yards	414	418
Avg. Per Game	414.0	418.0
Total Plays	58	68
Avg. Per Play	7.1	6.1
Net Yards Rushing	116	106
Avg. Per Game	116.0	206.0
Total Rushes	25	36
Net Yards Passing	257	299
Avg. Per Game	257.0	299.0
Sacked/Yards Lost	0/41	0/11
Gross Yards	298	312
Attempts/Completions	33/22	32/18
Completion Pct.	66.6%	56.2%
Had Intercepted	1	5
Punts/Avg.	5/38.4	4/50.1
Net Punting Avg.	5/35.6	4/45.2
Penalties/Yards Lost	3/25	4/48

Fumbles/Lost	3/3	0/0
Touchdowns	4	4
Rushing	0	3
Passing	4	1
Returns	0	0
Time of Possession	N/A	N/A

RUSHING	ATT	YDS	AVG	LG	TD
Graham, Otto	12	99	8.5	21	0
Motley, Marion	6	9	1.5	10	0
Bumgardner, Rex	5	2	0.4	5	0
Jones, Dub	2	4	2.0	3	0
Lavelli, Dante	0	2	0.0	2	0
Browns	25	116	4.6	21	0
Opponents	36	106	2.9	24	0

RECEIVING	NO	YDS	AVG	LG	TD
Lavelli, Dante	11	128	11.6	39	2
Jones, Dub	4	80	20.0	31	1
Bumgardner, Rex	4	46	11.5	15	1
Gillom, Horace	1	29	29.0	29	0
Speedie, Mac	1	17	17.0	17	0
Motley, Marion	1	-2	-2.0	-2	0
Browns	22	298	13.5	39	4
Opponents	18	312	17.3	82	1

INTERCEPTIONS	NO	YDS	AVG	LG	TD
Lahr, Warren	2	14	7.0	9	0
Gorgal, Ken	1	33	33.0	33	0
Herring, Hal	1	7	7.0	7	0
Thompson, Tommy	1	0	0.0	0	0
Browns	5	54	10.8	33	0
Opponents	1	11	11.0	11	0

PUNTING	NO	YDS	AVG	IN20	TB	LG	BLK
Gillom, Horace	5	192	38.4	0	0	68	0
Browns	5	192	38.4	0	0	68	0
Opponents	4	203	50.1	0	0	61	0

PUNT RETURNS	NO	FC	YDS	AVG	LG	TD
Lewis, Cliff	2	0	22	11.0	16	0
Browns	2	0	22	11.0	16	0
Opponents	2	0	14	7.0	14	0

KICKOFF RETURNS	NO	YDS	AVG	LG	TD
Carpenter, Ken	3	58	19.3	28	0
Browns	3	58	19.3	28	0
Opponents	5	126	25.2	35	0

FIELD GOALS	1-19	20-29	30-39	40-49	50+	TOTAL
Groza, Lou	1/1	0/0	0/0	0/0	0/0	1/1
Browns	1/1	0/0	0/0	0/0	0/0	1/1
Opponents	1/1	0/0	0/0	0/0	0/0	1/1

ATTENDANCE

29,751

PASSING	ATT	COMP	YDS	PCT	AVG/ATT	TD	TD%	INT	LG	RATING
Graham, Otto	32	22	298	68.7	9.31	4	12.5	1	39	124.7
Jones, Dub	1	0	0	0.0	0.00	0	0.0	0	0	39.5
Browns	33	22	298	66.6	9.03	4	12.1	1	39	122.2
Opponents	32	18	312	56.2	9.75	1	3.1	5	82	60.4



DEC. 23, 1951

NFL CHAMPIONSHIP GAME

LOS ANGELES 24, CLEVELAND 17—Norm Van Brocklin's 73-yard scoring pass to Tom Fears lifted the Rams to their second NFL title. The Rams took a 14-10 lead in the third quarter on Dan Towler's 1-yard run, which was set up by Andy Robustelli's fumble return to the Browns' 2. A field goal made it 17-10, but the Browns tied the game midway through the fourth quarter on Ken Carpenter's 5-yard touchdown run. After the ensuing kickoff, Van Brocklin, facing a third and 3 from his 27, found Fears near midfield. Fears caught the pass between two Browns defenders, who collided, which left Fears with an easy gallop to the end zone.

TEAM	1ST	2ND	3RD	4TH	OT	TOT
Cleveland	0	10	0	7	0	— 17
Los Angeles	0	7	7	10	0	— 24

SCORING SUMMARY

- LA — Hoerner 1 run (Waterfield kick)
- Cle — FG Groza 52
- Cle — Jones 17 pass from Graham (Groza kick)
- LA — Towler 1 run (Waterfield kick)
- LA — FG Waterfield 17
- Cle — Carpenter 5 run (Groza kick)
- LA — Fears 73 pass from Van Brocklin (Waterfield kick)

TEAM STATISTICS	BROWNS	RAMS
Total First Downs	N/A	N/A
Rushing	N/A	N/A
Passing	N/A	N/A
Penalty	N/A	N/A
3rd Down: Made/Att.	N/A	N/A
3rd Down Pct.	N/A	N/A
4th Down: Made/Att.	N/A	N/A
4th Down Pct.	N/A	N/A
Total Net Yards	372	334
Avg. Per Game	372.0	334.0
Total Plays	64	73
Avg. Per Play	5.8	4.6
Net Yards Rushing	92	81
Avg. Per Game	92.0	81.0
Total Rushes	23	43
Net Yards Passing	280	253
Avg. Per Game	280.0	253.0
Sacked/Yards Lost	0/0	0/0
Gross Yards	280	280
Attempts/Completions	41/19	30/13
Completion Pct.	46.3%	43.3%
Had Intercepted	3	2
Punts/Avg.	4/37.0	5/43.4
Net Punting Avg.	4/37.0	5/40.8
Penalties/Yards Lost	0/0	0/0
Fumbles/Lost	0/0	0/0

Touchdowns	2	3
Rushing	1	2
Passing	1	1
Returns	0	0
Time of Possession	N/A	N/A

RUSHING	ATT	YDS	AVG	LG	TD
Jones, Dub	9	12	1.3	6	0
Graham, Otto	5	43	8.6	34	0
Motley, Marion	5	23	4.6	12	0
Carpenter, Ken	4	14	3.5	5	1
Browns	23	92	4.0	34	1
Opponents	43	81	1.9	14	2

RECEIVING	NO	YDS	AVG	LG	TD
Speedie, Mac	7	81	11.6	18	0
Lavelli, Dante	4	65	16.3	17	0
Jones, Dub	4	62	15.5	26	1
Carpenter, Ken	3	49	16.3	17	0
Motley, Marion	1	23	23.0	23	0
Browns	19	280	14.7	26	1
Opponents	13	253	19.5	73t	1

INTERCEPTIONS	NO	YDS	AVG	LG	TD
James, Tommy	1	0	0.0	0	0
Lahr, Warren	1	0	0.0	0	0
Browns	2	0	0.0	0	0
Opponents	3	76	25.3	0	0

PUNTING	NO	YDS	AVG	IN20	TB	LG	BLK
Gillom, Horace	4	148	37.0	0	0	38	0
Browns	4	148	37.0	0	0	38	0
Opponents	5	217	43.4	0	0	51	0

PUNT RETURNS	NO	FC	YDS	AVG	LG	TD
Lewis, Cliff	1	0	13	13.0	13	0
Browns	1	0	13	13.0	13	0
Opponents	4	0	0	0.0	0	0

KICKOFF RETURNS	NO	YDS	AVG	LG	TD
Carpenter, Ken	5	132	26.4	35	0
Browns	5	132	26.4	35	0
Opponents	1	21	21.0	21	0

FIELD GOALS	1-19	20-29	30-39	40-49	50+	TOTAL
Groza, Lou	0/1	0/0	0/0	0/0	1/1	1/2
Browns	0/1	0/0	0/0	0/0	1/1	1/2
Opponents	1/2	0/0	0/0	0/0	0/0	1/2

ATTENDANCE

57,540

PASSING	ATT	COMP	YDS	PCT	AVG/ATT	TD	TD%	INT	LG	RATING
Graham, Otto	40	19	280	47.5	7.00	1	2.5	3	26	47.9
Carpenter, Ken	1	0	0	0.0	0.00	0	0.0	0	0	39.6
Browns	41	19	280	46.3	6.83	1	2.4	3	26	46.8
Opponents	30	13	253	43.3	8.43	1	3.3	2	73t	56.7



DEC. 28, 1952

NFL CHAMPIONSHIP GAME

DETROIT 17, CLEVELAND 7—Despite being outgained 384-258, the Lions stopped Cleveland five times inside their 25-yard line to pull out the victory. A shanked punt by the Browns set up the game's first score, a 2-yard run by Detroit quarterback Bobby Layne. Doak Walker made it 14-0 in the third quarter when he raced 67 yards for a touchdown. The Browns answered with a 67-yard touchdown drive to make it 14-7 entering the fourth quarter. In the final period, Cleveland was stopped twice inside the Lions' 10, while Pat Harder clinched the victory for Detroit with a 36-yard field goal.

TEAM	1ST	2ND	3RD	4TH	OT	TOT
Detroit	0	7	7	3	0	— 17
Cleveland	0	0	7	0	0	— 7

SCORING SUMMARY

Det — Layne 2 run (Harder kick)

Det — Walker 67 run (Harder kick)

Cle — Jagarde 7 run (Groza kick)

Det — FG Harder 36

TEAM STATISTICS	BROWNS	LIONS
Total First Downs	22	10
Rushing	15	8
Passing	7	2
Penalty	0	0
3rd Down: Made/Att.	N/A	N/A
3rd Down Pct.	N/A	N/A
4th Down: Made/Att.	N/A	N/A
4th Down Pct.	N/A	N/A
Total Net Yards	384	258
Avg. Per Game	372.0	334.0
Total Plays	70	44
Avg. Per Play	5.5	5.9
Net Yards Rushing	227	199
Avg. Per Game	227.0	199.0
Total Rushes	34	34
Net Yards Passing	157	59
Avg. Per Game	157.0	59.0
Sacked/Yards Lost	0/34	0/9
Gross Yards	191	68
Attempts/Completions	36/20	10/7
Completion Pct.	55.6%	70.0%
Had Intercepted	1	0
Punts/Avg.	3/43.3	6/40.8
Net Punting Avg.	3/37.3	6/37.8
Penalties/Yards Lost	7/65	3/25
Fumbles/Lost	1/1	0/0
Touchdowns	1	2
Rushing	1	2
Passing	0	0
Returns	0	0
Time of Possession	N/A	N/A

RUSHING	ATT	YDS	AVG	LG	TD
Jagade, Harry	15	104	6.9	29	1
Graham, Otto	7	23	3.3	12	0
Motley, Marion	6	74	12.3	42	0
Renfro, Ray	3	13	1.3	13	0
Carpenter, Ken	3	13	4.3	6	0
Browns	34	227	6.7	42	1
Opponents	34	199	5.9	67	2

RECEIVING	NO	YDS	AVG	LG	TD
Baumgardner, Rex	4	43	10.8	16	0
Lavelli, Dante	4	33	8.3	11	0
Renfro, Ray	4	26	6.5	18	0
Motley, Marion	3	21	7.0	9	0
Brewster, Darrell	2	53	26.5	32	0
Carpenter, Ken	2	7	3.5	9	0
Gillom, Horace	1	8	8.0	8	0
Browns	20	191	9.6	32	0
Opponents	7	68	9.7	15	0

INTERCEPTIONS	NO	YDS	AVG	LG	TD
Browns	0	0	0.0	0	0
Opponents	1	7	7.0	7	0

PUNTING	NO	YDS	AVG	IN20	TB	LG	BLK
Gillom, Horace	3	130	43.3	0	0	62	0
Browns	3	130	43.3	0	0	62	0
Opponents	6	245	40.8	0	0	44	0

PUNT RETURNS	NO	FC	YDS	AVG	LG	TD
Renfro, Ray	4	0	18	4.5	11	0
Carpenter, Ken	2	0	0	0.0	0	0
Browns	6	0	18	3.0	11	0
Opponents	1	0	18	18.0	18	0

KICKOFF RETURNS	NO	YDS	AVG	LG	TD
Motley, Marion	2	49	24.5	26	0
Renfro, Ray	1	18	18.0	18	0
Jagade, Harry	1	17	17.0	17	0
Browns	4	84	21.0	26	0
Opponents	2	39	19.5	21	0

FIELD GOALS	1-19	20-29	30-39	40-49	50+	TOTAL
Groza, Lou	0/0	0/1	0/0	0/0	0/0	0/1
Browns	0/0	0/1	0/0	0/0	0/0	0/1
Opponents	0/0	0/0	1/2	0/0	0/0	1/2

ATTENDANCE

50,934

PASSING	ATT	COMP	YDS	PCT	AVG/ATT	TD	TD%	INT	LG	RATING
Graham, Otto	35	20	191	57.1	5.46	0	0.0	1	32	60.5
Motley, Marion	1	0	0	0.0	0.00	0	0.0	0	0	39.6
Browns	36	20	191	55.6	5.31	0	0.0	1	32	58.9
Opponents	10	7	68	70.0	6.80	0	0.0	0	15	88.8



DEC. 27, 1953

NFL CHAMPIONSHIP GAME

DETROIT 17, CLEVELAND 16—The Lions drove 80 yards in the final minutes to upend the Browns. Doak Walker gave the Lions a 10-3 lead, scoring on a 1-yard run and kicking a field goal and an extra point. Otto Graham struggled all day, but he led the Browns to a touchdown and 2 field goals as Cleveland took a 16-10 lead with 4:10 left. Quarterback Bobby Layne then moved the Lions from their 20 to the Browns' 33. The Lions' coaches called for a screen pass, but Layne changed the call and went deep, finding Jim Doran for the winning 33-yard touchdown with 2:10 left. Doran had 4 catches for 95 yards, including 3 for 68 on the final drive.

TEAM	1ST	2ND	3RD	4TH	OT	TOT
Cleveland	0	3	7	6	0	— 16
Detroit	7	3	0	7	0	— 17

SCORING

- Det — Walker 1 run (Walker kick)
- Cle — FG Groza 13
- Det — FG Walker 23
- Cle — Jagarde 9 run (Groza kick)
- Cle — FG Groza 15
- Cle — FG Groza 43
- Det — Doran 33 pass from Layne (Walker kick)

TEAM STATISTICS	BROWNS	LIONS
Total First Downs	N/A	N/A
Rushing	N/A	N/A
Passing	N/A	N/A
Penalty	N/A	N/A
3rd Down: Made/Att.	N/A	N/A
3rd Down Pct.	N/A	N/A
4th Down: Made/Att.	N/A	N/A
4th Down Pct.	N/A	N/A
Total Net Yards	191	293
Avg. Per Game	191.0	293.0
Total Plays	52	62
Avg. Per Play	3.7	4.7
Net Yards Rushing	182	129
Avg. Per Game	182.0	129.0
Total Rushes	36	37
Net Yards Passing	9	164
Avg. Per Game	9.0	164.0
Sacked/Yards Lost	0/29	0/15
Gross Yards	38	179
Attempts/Completions	16/3	25/12
Completion Pct.	18.8%	48.0%
Had Intercepted	2	2
Punts/Avg.	5/42.6	4/49.3
Net Punting Avg.	5/42.6	4/35.0
Penalties/Yards Lost	0/0	0/0
Fumbles/Lost	0/0	0/0
Touchdowns	1	2

Rushing	1	1
Passing	0	1
Returns	0	0
Time of Possession	N/A	N/A

RUSHING	ATT	YDS	AVG	LG	TD
Jagade, Harry	15	102	6.8	30	1
Reynolds, Billy	6	17	2.8	8	0
Graham, Otto	5	9	1.8	5	0
Renfro, Ray	4	11	2.8	5	0
Jones, Dub	3	28	9.3	19	0
Carpenter, Ken	3	15	5.0	11	0
Browns	36	182	5.1	30	1
Opponents	37	129	3.5	16	1

RECEIVING	NO	YDS	AVG	LG	TD
Jagade, Harry	1	18	18.0	18	0
Lavelli, Dante	1	13	13.0	13	0
Reynolds, Billy	1	7	7.0	7	0
Browns	3	38	12.7	18	0
Opponents	12	179	14.9	33t	1

INTERCEPTIONS	NO	YDS	AVG	LG	TD
Gorgal, Ken	2	9	4.5	9	0
Browns	2	9	4.5	9	0
Opponents	2	48	24.0	36	0

PUNTING	NO	YDS	AVG	IN20	TB	LG	BLK
Gillom, Horace	5	213	42.6	0	0	53	0
Browns	5	213	42.6	0	0	53	0
Opponents	4	197	49.3	0	0	72	0

PUNT RETURNS	NO	FC	YDS	AVG	LG	TD
Reynolds, Billy	3	0	54	18.0	21	0
Carpenter, Ken	1	0	3	3.0	3	0
Browns	4	0	57	14.3	21	0
Opponents	2	0	0	0.0	0	0

KICKOFF RETURNS	NO	YDS	AVG	LG	TD
Jagade, Harry	1	29	29.0	29	0
Carpenter, Ken	1	18	18.0	18	0
Young, George	1	2	2.0	2	0
Browns	3	49	16.3	29	0
Opponents	3	46	15.3	22	0

FIELD GOALS	1-19	20-29	30-39	40-49	50+	TOTAL
Groza, Lou	2/3	0/0	0/0	1/1	0/0	3/4
Browns	2/3	0/0	0/0	1/1	0/0	3/4
Opponents	0/2	1/1	0/0	0/0	0/0	1/3

ATTENDANCE

54,577

PASSING	ATT	COMP	YDS	PCT	AVG/ATT	TD	TD%	INT	LG	RATING
Graham, Otto	15	2	20	13.3	1.33	0	0.0	2	13	0.0
Rattleman, George	1	1	18	100.0	18.0	0	0.0	0	18	118.8
Browns	16	3	38	18.8	2.38	0	0.0	2	18	0.0
Opponents	25	12	179	48.0	7.16	1	4.0	2	33t	51.9



DEC. 26, 1954 NFL CHAMPIONSHIP GAME

CLEVELAND 56, DETROIT 10—Otto Graham accounted for 6 touchdowns to lead the Browns to victory. Detroit scored first, but Graham took over after that. He had 2 touchdown passes in the first quarter, then ran for 2 scores and threw for another to give the Browns a 35-10 halftime lead. Graham's third touchdown run made it 42-10 in the third quarter. He completed 9 of 12 passes for 163 yards and 3 touchdowns, including 2 to halfback Ray Renfro, whom the Browns managed to isolate against man-for-man coverage most of the day (he finished with 5 catches for 94 yards).

TEAM	1ST	2ND	3RD	4TH	OT	TOT
Detroit	3	7	0	0	0	— 10
Cleveland	14	21	14	7	0	— 56

SCORING SUMMARY

Det — FG Walker 36
 Cle — Renfro 35 pass from Graham (Groza kick)
 Cle — Brewster 8 pass from Graham (Groza kick)
 Cle — Graham 1 run (Groza kick)
 Det — Bowman 5 run (Walker kick)
 Cle — Graham 5 run (Groza kick)
 Cle — Renfro 31 pass from Graham (Groza kick)
 Cle — Graham 1 run (Groza kick)
 Cle — Morrison 12 run (Groza kick)
 Cle — Hanulak 10 run (Groza kick)

TEAM STATISTICS	BROWNS	LIONS
Total First Downs	17	16
Rushing	8	5
Passing	6	9
Penalty	3	2
3rd Down: Made/Att.	N/A	N/A
3rd Down Pct.	N/A	N/A
4th Down: Made/Att.	N/A	N/A
4th Down Pct.	N/A	N/A
Total Net Yards	303	331
Avg. Per Game	303.0	331.0
Total Plays	57	72
Avg. Per Play	5.3	4.5
Net Yards Rushing	140	136
Avg. Per Game	140.0	140.0
Total Rushes	45	29
Net Yards Passing	163	195
Avg. Per Game	163.0	195.0
Sacked/Yards Lost	0/0	0/0
Gross Yards	163	195
Attempts/Completions	12/9	44/19
Completion Pct.	75.0%	43.2%
Had Intercepted	2	6
Punts/Avg.	4/43.0	6/41.3
Net Punting Avg.	4/43.0	6/34.3
Penalties/Yards Lost	4/40	5/63
Fumbles/Lost	2/2	3/3
Touchdowns	8	1

Rushing	5	1
Passing	3	1
Returns	0	0
Time of Possession	N/A	N/A

RUSHING	ATT	YDS	AVG	LG	TD
Morrison, Fred	10	19	1.9	12t	1
Graham, Otto	9	27	3.0	8	3
Bassett, Maurice	8	27	3.4	10	0
Reynolds, Billy	6	16	2.7	6	0
Hanulak, Chet	5	44	8.8	23	1
Jones, Dub	3	3	1.0	3	0
Renfro, Ray	3	2	0.7	3	0
Ratterman, George	1	2	2.0	2	0
Browns	45	140	3.1	23	5
Opponents	29	136	4.7	52	0

RECEIVING	NO	YDS	AVG	LG	TD
Renfro, Ray	5	94	18.8	37t	2
Brewster, Darrell	2	53	26.5	43	1
Bassett, Maurice	1	10	10.0	10	0
Lavelli, Dante	1	6	6.0	6	0
Browns	9	163	18.1	43	3
Opponents	19	195	10.3	30	0

INTERCEPTIONS	NO	YDS	AVG	LG	TD
Ford, Len	2	45	22.5	0	0
Konz, Ken	2	28	14.0	0	0
Paul, Don	1	32	32.0	0	0
Michaels, Walter	1	17	17.0	0	0
Browns	6	122	20.3	0	0
Opponents	2	14	7.0	14	0

PUNTING	NO	YDS	AVG	IN20	TB	LG	BLK
Gillom, Horace	4	172	43.0	0	0	46	0
Browns	4	172	43.0	0	0	46	0
Opponents	6	248	41.3	0	0	53	0

PUNT RETURNS	NO	FC	YDS	AVG	LG	TD
Reynolds, Billy	2	0	42	21.0	42	0
Konz, Ken	2	0	0	0.0	0	0
Browns	4	0	42	10.5	42	0
Opponents	3	0	0	0.0	0	0

KICKOFF RETURNS	NO	YDS	AVG	LG	TD
Reynolds, Billy	3	85	28.3	46	0
Browns	3	85	28.3	46	0
Opponents	6	108	18.0	20	0

FIELD GOALS	1-19	20-29	30-39	40-49	50+	TOTAL
Browns	0/0	0/0	0/0	0/0	0/0	0/0
Opponents	0/0	0/0	1/1	0/0	0/0	1/1

ATTENDANCE

43,827

PASSING	ATT	COMP	YDS	PCT	AVG/ATT	TD	TD%	INT	LG	RATING
Graham, Otto	12	9	163	75.0	13.58	3	25.0	2	43	116.7
Browns	12	9	163	75.0	13.58	3	25.0	2	43	116.7
Opponents	44	19	195	43.2	4.43	0	0.0	6	30	17.0



DEC. 26, 1955

NFL CHAMPIONSHIP GAME

CLEVELAND 38, LOS ANGELES 14—Otto Graham ended his 10-year career by leading the Browns to their third NFL title in six seasons. Graham completed 14 of 25 passes for 209 yards and 2 touchdowns, and also ran for 2 scores. Cleveland led 10-7 when Graham went to work, hitting Dante Lavelli for a 50-yard score, then running for touchdowns of 15 yards and 1 yard, and finishing the Browns' scoring with a 35-yard strike to Ray Renfro early in the fourth quarter. The Browns' defense intercepted 7 passes by Rams quarterbacks. Cleveland was making its tenth title game appearance in 10 seasons, including four years (1946-49) in the AAFC.

TEAM	1ST	2ND	3RD	4TH	OT	TOT
Cleveland	3	14	14	7	0	38
Los Angeles	0	7	0	7	0	14

SCORING SUMMARY

- Cle — FG Groza
- Cle — Paul 65 interception return (Groza kick)
- LA — Quinlan 67 pass from Van Brocklin (Richter kick)
- Cle — Lavelli 50 pass from Graham (Groza kick)
- Cle — Graham 15 run (Groza kick)
- Cle — Graham 1 run (Groza kick)
- Cle — Renfro 35 pass from Graham (Groza kick)
- LA — Waller 4 run (Richter kick)

TEAM STATISTICS	BROWNS	RAMS
Total First Downs	17	17
Rushing	7	8
Passing	10	8
Penalty	0	1
3rd Down: Made/Att.	N/A	N/A
3rd Down Pct.	N/A	N/A
4th Down: Made/Att.	N/A	N/A
4th Down Pct.	N/A	N/A
Total Net Yards	371	259
Avg. Per Game	371.0	259.0
Total Plays	73	54
Avg. Per Play	5.1	4.8
Net Yards Rushing	169	116
Avg. Per Game	169.0	116.0
Total Rushes	48	26
Net Yards Passing	202	143
Avg. Per Game	202.0	143.0
Sacked/Yards Lost	0/7	0/23
Gross Yards	209	166
Attempts/Completions	25/14	28/11
Completion Pct.	56.0%	39.3%
Had Intercepted	3	7
Punts/Avg.	3/42.7	4/45.0
Net Punting Avg.	3/39.7	4/38.3
Penalties/Yards Lost	5/74	2/10
Fumbles/Lost	0/0	1/1
Touchdowns	5	2
Rushing	4	1
Passing	0	1
Returns	1	0
Time of Possession	N/A	N/A

RUSHING	ATT	YDS	AVG	LG	TD
Modzelewski, Ed	13	61	4.7	10	0
Bassett, Maurice	11	49	4.5	12	0
Morrison, Fred	11	33	3.0	5	0
Graham, Otto	9	21	2.3	15t	2
Jones, Dub	1	3	3.0	3	0
Smith, Robert	3	2	0.7	5	0
Browns	48	169	3.5	15t	2
Opponents	26	116	4.5	15	1

RECEIVING	NO	YDS	AVG	LG	TD
Modzelewski, Ed	5	34	6.8	14	0
Lavelli, Dante	3	95	31.7	50t	1
Renfro, Ray	2	49	24.5	35t	1
Jones, Dub	1	11	11.0	11	0
Brewster, Darrell	1	9	9.0	9	0
Morrison, Fred	1	7	7.0	7	0
Bassett, Maurice	1	4	4.0	4	0
Browns	14	209	14.9	50t	2
Opponents	11	166	15.1	67t	1

INTERCEPTIONS	NO	YDS	AVG	LG	TD
Konz, Ken	2	12	6.0	0	0
Paul, Don	1	65	65.0	65t	1
James, Tommy	1	11	11.0	11	0
Palumbo, Sam	1	10	10.0	10	0
Michaels, Walter	1	5	5.0	5	0
Ford, Len	1	0	0.0	0	0
Browns	7	103	14.7	65t	1
Opponents	3	46	15.3	24	0

PUNTING	NO	YDS	AVG	IN20	TB	LG	BLK
Gillom, Horace	3	128	42.7	0	0	52	0
Browns	3	128	42.7	0	0	52	0
Opponents	4	180	45.0	0	0	49	0

PUNT RETURNS	NO	FC	YDS	AVG	LG	TD
Konz, Ken	2	0	27	13.5	24	0
Paul, Don	2	0	0	0.0	0	0
Browns	4	0	27	6.8	24	0
Opponents	2	0	9	4.5	9	0

KICKOFF RETURNS	NO	YDS	AVG	LG	TD
Smith, Robert	2	41	20.5	21	0
Paul, Don	1	0	0.0	0	0
Browns	3	41	13.7	21	0
Opponents	7	215	30.7	43	0

FIELD GOALS	1-19	20-29	30-39	40-49	50+	TOTAL
Groza, Lou	0/1	1/1	0/0	0/0	0/0	1/2
Browns	0/1	1/1	0/0	0/0	0/0	1/2
Opponents	0/0	0/0	0/0	0/0	0/0	0/0

ATTENDANCE

87,695

PASSING	ATT	COMP	YDS	PCT	AVG/ATT	TD	TD%	INT	LG	RATING
Graham, Otto	25	14	209	56.0	8.36	2	8.0	3	50t	70.7
Browns	25	14	209	56.0	8.36	2	8.0	3	50t	70.7
Opponents	28	11	166	39.3	5.93	1	3.6	7	67t	31.8

YEAR-BY-YEAR
 1955 NFL
 Championship Game



DEC. 29, 1957

NFL CHAMPIONSHIP GAME

DETROIT 59, CLEVELAND 14—The Lions had a new coach and a new quarterback, but they still won their third title in six seasons. Coach Raymond (Buddy) Parker had quit before the season, but the Lions did not miss a beat under George Wilson. One of Wilson's first moves was to acquire quarterback Tobin Rote, who replaced an injured Bobby Layne late in the season. In this game, Rote passed for 280 yards and 4 touchdowns to lead the rout. After the Browns cut the Lions' lead to 17-7, Rote, on a fake field goal, fired a 26-yard scoring pass to Steve Junker. The Browns later closed to 31-14, but Rote answered again, this time with a 78-yard scoring strike to Jim Doran. Junker had 5 catches for 109 yards.

TEAM	1ST	2ND	3RD	4TH	OT	TOT
Cleveland	0	7	7	0	0	— 14
Detroit	17	14	14	14	0	— 59

SCORING SUMMARY

Det — FG Martin 31
 Det — Rote 1 run (Martin kick)
 Det — Gedman 1 run (Martin kick)
 Cle — Brown 29 run (Groza kick)
 Det — Junker 26 pass from Rote (Martin kick)
 Det — Barr 19 interception return (Martin kick)
 Cle — L. Carpenter 5 run (Groza kick)
 Det — Doran 78 pass from Rote (Martin kick)
 Det — Junker 23 pass from Rote (Martin kick)
 Det — Middleton 32 pass from Rote (Martin kick)
 Det — Cassidy 16 pass from Reichow (Martin kick)

TEAM STATISTICS

	BROWNS	LIONS
Total First Downs	17	22
Rushing	11	9
Passing	5	10
Penalty	1	3
3rd Down: Made/Att.	N/A	N/A
3rd Down Pct.	N/A	N/A
4th Down: Made/Att.	N/A	N/A
4th Down Pct.	N/A	N/A
Total Net Yards	313	433
Avg. Per Game	313.0	433.0
Total Plays	59	56
Avg. Per Play	5.3	7.7
Net Yards Rushing	218	137
Avg. Per Game	218.0	137.0
Total Rushes	38	35
Net Yards Passing	95	296
Avg. Per Game	95.0	296.0
Sacked/Yards Lost	0/17	0/0
Gross Yards	112	296
Attempts/Completions	21/9	21/13
Completion Pct.	42.9%	61.9%
Had Intercepted	4	0
Punts/Avg.	4/35.5	4/36.3

Net Punting Avg.	4/32.3	4/36.0
Penalties/Yards Lost	4/60	7/52
Fumbles/Lost	3/2	3/1
Touchdowns	2	8
Rushing	2	2
Passing	0	5
Returns	0	1
Time of Possession	N/A	N/A

RUSHING	ATT	YDS	AVG	LG	TD
Brown, Jim	20	69	3.5	29t	1
Carpenter, Lew	14	82	5.9	27	1
Plum, Milt	3	46	15.3	20	0
Renfro, Ray	1	21	21.0	21	0
Browns	38	218	5.7	29t	2
Opponents	35	137	3.9	21	2

RECEIVING	NO	YDS	AVG	LG	TD
Carpenter, Preston	4	43	10.8	18	0
Brewster, Darrell	3	52	17.3	19	0
Renfro, Ray	1	9	9.0	9	0
Carpenter, Lew	1	8	8.0	8	0
Browns	9	112	12.4	19	0
Opponents	13	296	22.8	78t	5

INTERCEPTIONS	NO	YDS	AVG	LG	TD
Browns	0	0	0.0	0	0
Opponents	5	38	7.6	19t	0

PUNTING	NO	YDS	AVG	IN20	TB	LG	BLK
Konz, Ken	4	142	35.5	0	0	43	0
Browns	4	142	35.5	0	0	43	0
Opponents	4	145	36.3	0	0	46	0

PUNT RETURNS	NO	FC	YDS	AVG	LG	TD
Reynolds, Billy	2	0	1	0.5	1	0
Hanulak, Chet	2	0	0	0.0	0	0
Browns	4	0	1	0.3	1	0
Opponents	3	0	13	4.3	13	0

KICKOFF RETURNS	NO	YDS	AVG	LG	TD
Brown, Jim	4	106	26.5	50	0
Reynolds, Billy	3	58	19.3	20	0
Campbell, Milton	1	19	19.0	19	0
Browns	8	183	22.9	50	0
Opponents	3	75	25.0	25	0

FIELD GOALS	1-19	20-29	30-39	40-49	50+	TOTAL
Browns	0/0	0/0	0/0	0/0	0/0	0/0
Opponents	0/1	0/0	1/1	0/0	0/0	1/2

ATTENDANCE

55,263

PASSING	ATT	COMP	YDS	PCT	AVG/ATT	TD	TD%	INT	LG	RATING
O'Connell, Tom	8	4	61	50.0	7.63	0	0.0	2	19	35.9
Plum, Milt	12	5	51	41.7	4.25	0	0.0	2	18	14.9
Hanulak, Chet	1	0	0	0.0	0.00	0	0.0	0	0	39.6
Browns	21	9	112	42.9	5.33	0	0.0	4	19	20.4
Opponents	21	13	296	61.9	14.10	5	23.8	0	78t	145.3



DEC. 21, 1958

NFL DIVISIONAL PLAYOFF

NEW YORK GIANTS 10, CLEVELAND 0—The Giants limited Cleveland to just 86 total yards to defeat the Browns. New York forced this playoff game with a last minute victory over Cleveland the week before. The teams traded turnovers until the Giants drove 84 yards for the game's only touchdown on a trick play. Frank Gifford ran 8 yards on a reverse, then pitched to Charlie Conerly, who ran 10 yards for a touchdown. The Giants added a field goal, then concentrated on stopping the Browns. Jim Brown, who had 1,527 rushing yards during the regular season, had just 8 yards on 7 carries.

TEAM	1ST	2ND	3RD	4TH	OT	TOT
Cleveland	0	0	0	0	0	— 0
N.Y. Giants	7	3	0	0	0	— 10

SCORING SUMMARY

NY — Conerly 10 run after lateral from Gifford (Summerall kick)
 NY — FG Summerall 26

TEAM STATISTICS	BROWNS	GIANTS
Total First Downs	7	17
Rushing	2	12
Passing	5	5
Penalty	0	0
3rd Down: Made/Att.	N/A	N/A
3rd Down Pct.	N/A	N/A
4th Down: Made/Att.	N/A	N/A
4th Down Pct.	N/A	N/A
Total Net Yards	86	317
Avg. Per Game	86.0	317.0
Total Plays	40	71
Avg. Per Play	2.1	4.5
Net Yards Rushing	24	211
Avg. Per Game	24.0	211.0
Total Rushes	13	53
Net Yards Passing	62	106
Avg. Per Game	62.0	106.0
Sacked/Yards Lost	0/52	0/0
Gross Yards	114	106
Attempts/Completions	27/10	18/8
Completion Pct.	37.0%	44.4%
Had Intercepted	3	2
Punts/Avg.	8/38.8	7/47.0
Net Punting Avg.	4/38.0	4/45.4
Penalties/Yards Lost	2/20	4/35
Fumbles/Lost	1/1	6/2
Touchdowns	0	1
Rushing	0	1
Passing	0	0
Returns	0	0
Time of Possession	N/A	N/A

RUSHING	ATT	YDS	AVG	LG	TD
Brown, Jim	7	8	1.1	20	0
Plum, Milt	3	13	4.3	15	0
Carpenter, Lew	3	3	1.0	6	0
Browns	13	24	1.8	20	0
Opponents	53	211	4.0	26	1

RECEIVING	NO	YDS	AVG	LG	TD
Brewster, Darrell	3	56	18.7	29	0
Carpenter, Preston	2	18	9.0	12	0
Brown, Jim	2	18	9.0	14	0
Carpenter, Lew	2	5	2.5	8	0
Renfro, Ray	1	17	17.0	17	0
Browns	10	114	11.4	29	0
Opponents	8	106	13.3	35	0

INTERCEPTIONS	NO	YDS	AVG	LG	TD
Costello, Vince	1	22	22.0	22	0
Wren, Junior	1	2	2.0	2	0
Browns	2	24	12.0	22	0
Opponents	3	23	7.7	15	0

PUNTING	NO	YDS	AVG	IN20	TB	LG	BLK
Deschaine, Dick	8	310	38.8	0	0	49	0
Browns	8	310	38.8	0	0	49	0
Opponents	7	329	47.0	0	0	64	0

PUNT RETURNS	NO	FC	YDS	AVG	LG	TD
Konz, Ken	3	0	9	3.0	3	0
Mitchell, Bobby	1	0	2	2.0	2	0
Browns	4	0	11	2.8	3	0
Opponents	5	0	6	1.2	6	0

KICKOFF RETURNS	NO	YDS	AVG	LG	TD
Brown, Jim	2	61	30.5	41	0
Carpenter, Lew	1	11	11.0	11	0
Browns	3	72	24.0	41	0
Opponents	1	21	21.0	21	0

FIELD GOALS	1-19	20-29	30-39	40-49	50+	TOTAL
Groza, Lou	0/1	0/0	0/0	0/0	0/0	0/1
Browns	0/1	0/0	0/0	0/0	0/0	0/1
Opponents	0/0	1/1	0/0	0/0	0/0	1/1

ATTENDANCE

61,174

PASSING	ATT	COMP	YDS	PCT	AVG/ATT	TD	TD%	INT	LG	RATING
Plum, Milt	12	7	83	58.3	6.92	0	0.0	2	29	39.9
Ninowski, Jim	15	3	31	20.0	2.07	0	0.0	1	17	11.8
Browns	27	10	114	37.0	4.22	0	0.0	3	29	11.0
Opponents	18	8	106	44.4	5.89	0	0.0	2	35	24.1

YEAR-BY-YEAR
1958 NFL Divisional
Playoff Game



DEC. 27, 1964

NFL CHAMPIONSHIP GAME

CLEVELAND 27, BALTIMORE 0—Frank Ryan and Gary Collins combined for 3 second-half touchdown passes to break open a close game and give the Browns the victory. What was expected to be a high scoring game turned into a scoreless first half as both teams played conservatively. In the second half, Cleveland turned a shanked punt by Baltimore into a field goal and then used a 46-yard run by Jim Brown to set up Ryan's 18-yard scoring pass to Collins. Ryan hit Collins again at the end of the third quarter for a 42-yard score and a 17-0 lead. Ryan capped the scoring with a 51-yard pass to Collins in the fourth quarter. Collins had 5 receptions for 130 yards, while Brown ran for 114 yards on 27 carries.

TEAM	1ST	2ND	3RD	4TH	OT	TOT
Baltimore	0	0	0	0	0	— 0
Cleveland	0	0	17	10	0	— 27

SCORING SUMMARY

Cle — FG Groza 43

Cle — Collins 18 pass from Ryan (Groza kick)

Cle — Collins 42 pass from Ryan (Groza kick)

Cle — FG Groza 10

Cle — Collins 51 pass from Ryan (Groza kick)

TEAM STATISTICS	BROWNS	COLTS
Total First Downs	20	11
Rushing	8	5
Passing	9	5
Penalty	3	2
3rd Down: Made/Att.	N/A	N/A
3rd Down Pct.	N/A	N/A
4th Down: Made/Att.	N/A	N/A
4th Down Pct.	N/A	N/A
Total Net Yards	339	181
Avg. Per Game	339.0	181.0
Total Plays	60	47
Avg. Per Play	5.7	3.9
Net Yards Rushing	142	92
Avg. Per Game	142.0	92.0
Total Rushes	41	25
Net Yards Passing	197	89
Avg. Per Game	197.0	89.0
Sacked/Yards Lost	0/9	0/6
Gross Yards	206	95
Attempts/Completions	18/11	20/12
Completion Pct.	61.1%	60.0%
Had Intercepted	1	2
Punts/Avg.	3/44.0	4/33.8
Net Punting Avg.	3/38.0	4/30.5
Penalties/Yards Lost	7/59	5/48
Fumbles/Lost	0/0	2/0

Touchdowns	3	0
Rushing	0	0
Passing	3	0
Returns	0	0
Time of Possession	N/A	N/A

RUSHING	ATT	YDS	AVG	LG	TD
Brown, Jim	27	114	4.2	46	0
Green, Ernie	10	29	2.9	9	0
Ryan, Frank	3	2	0.7	3	0
Warfield, Paul	1	-3	-3.0	-3	0
Browns	41	142	3.5	46	0
Opponents	25	92	3.7	16	0

RECEIVING	NO	YDS	AVG	LG	TD
Collins, Gary	5	130	26.0	51t	3
Brown, Jim	3	37	12.4	23	0
Brewer, Johnny	2	26	13.0	13	0
Warfield, Paul	1	13	13.0	13	0
Browns	11	206	18.7	42t	3
Opponents	12	95	7.9	23	0

INTERCEPTIONS	NO	YDS	AVG	LG	TD
Beach, Walter	1	9	9.0	9	0
Costello, Vince	1	1	1.0	1	0
Browns	2	10	5.0	9	0
Opponents	1	0	0.0	0	0

PUNTING	NO	YDS	AVG	IN20	TB	LG	BLK
Collins, Gary	3	132	44.0	0	0	58	0
Browns	3	132	44.0	0	0	58	0
Opponents	4	135	33.8	0	0	45	0

PUNT RETURNS	NO	FC	YDS	AVG	LG	TD
Roberts, Walter	1	0	13	13.0	13	0
Browns	1	0	13	13.0	13	0
Opponents	2	0	18	9.0	18	0

KICKOFF RETURNS	NO	YDS	AVG	LG	TD
Roberts, Walter	1	21	21.0	21	0
Browns	1	21	21.9	21	0
Opponents	3	29	9.7	15	0

FIELD GOALS	1-19	20-29	30-39	40-49	50+	TOTAL
Groza, Lou	1/1	0/0	0/0	1/1	0/0	2/2
Browns	1/1	0/0	0/0	1/1	0/0	2/2
Opponents	0/0	0/0	0/0	0/0	0/0	0/0

ATTENDANCE

79,544

PASSING	ATT	COMP	YDS	PCT	AVG/ATT	TD	TD%	INT	LG	RATING
Ryan, Frank	18	11	206	61.1	11.44	3	16.7	1	51t	117.1
Browns	18	11	206	61.1	11.44	3	16.7	1	51t	117.1
Opponents	20	12	95	60.0	4.75	0	0.0	2	23	32.3



JAN. 2, 1966

NFL CHAMPIONSHIP GAME

GREEN BAY 23, CLEVELAND 12—Paul Hornung and Jim Taylor combined for 201 rushing yards while the Packers' defense shut down Jim Brown in the mud to give Green Bay the victory. The Packers built a 13-12 lead in a seesaw first half. In the second half, Green Bay's runners took over. Taylor carried on 12 of 24 plays as the Packers drove to a touchdown (Hornung's 13-yard run) and a field goal (29 yards by Don Chandler) and consumed 14 minutes. Hornung finished with 105 yards on 18 carries, while Taylor had 96 yards on 27 carries. Brown, who rushed for an NFL-high 1,544 yards during the regular season, managed only 50 yards.

TEAM	1ST	2ND	3RD	4TH	OT	TOT
Cleveland	9	3	0	0	0	12
Green Bay	7	6	7	3	0	23

SCORING SUMMARY

GB — Dale 47 pass from Starr (Chandler kick)
 Cle — Collins 17 pass from Ryan (kick failed)
 Cle — FG Groza 24
 GB — FG Chandler 15
 GB — FG Chandler 23
 Cle — FG Groza 28
 GB — Hornung 13 run (Chandler kick)
 GB — FG Chandler 29

TEAM STATISTICS	BROWNS	PACKERS
Total First Downs	8	21
Rushing	2	10
Passing	5	9
Penalty	1	2
3rd Down: Made/Att.	N/A	N/A
3rd Down Pct.	N/A	N/A
4th Down: Made/Att.	N/A	N/A
4th Down Pct.	N/A	N/A
Total Net Yards	169	332
Avg. Per Game	169.0	332.0
Total Plays	39	69
Avg. Per Play	4.3	4.8
Net Yards Rushing	64	204
Avg. Per Game	64.0	204.0
Total Rushes	18	47
Net Yards Passing	105	128
Avg. Per Game	105.0	128.0
Sacked/Yards Lost	3/10	3/19
Gross Yards	115	147
Attempts/Completions	18/8	19/10
Completion Pct.	44.4%	52.6%
Had Intercepted	2	1
Punts/Avg.	4/46.0	3/38.3
Net Punting Avg.	4/48.5	3/38.3

Penalties/Yards Lost	3/35	2/20
Fumbles/Lost	2/2	0/0
Touchdowns	1	2
Rushing	0	1
Passing	1	1
Returns	0	0
Time of Possession	N/A	N/A

RUSHING	ATT	YDS	AVG	LG	TD
Brown, Jim	12	50	4.2	14	0
Ryan, Frank	3	9	3.0	8	0
Green, Ernie	3	5	1.7	5	0
Browns	18	64	3.6	14	0
Opponents	47	204	4.3	34	1

RECEIVING	NO	YDS	AVG	LG	TD
Brown, Jim	3	44	14.7	30	0
Collins, Gary	3	41	13.7	17	1
Warfield, Paul	2	30	15.0	19	0
Browns	8	115	14.4	30	1
Opponents	10	147	14.7	47	1

INTERCEPTIONS	NO	YDS	AVG	LG	TD
Beach, Walter	1	0	0.0	0	0
Browns	1	0	0.0	0	0
Opponents	2	15	7.5	15	0

PUNTING	NO	YDS	AVG	IN20	TB	LG	BLK
Collins, Gary	4	184	46.0	0	0	50	0
Browns	4	184	46.0	0	0	50	0
Opponents	3	115	38.3	0	0	45	0

PUNT RETURNS	NO	FC	YDS	AVG	LG	TD
Kelly, Leroy	0	2	0	0.0	0	0
Browns	0	2	0	0.0	0	0
Opponents	1	0	-10	-10.0	0	0

KICKOFF RETURNS	NO	YDS	AVG	LG	TD
Roberts, Walter	3	95	31.7	35	0
Kelly, Leroy	1	46	46.0	46	0
Scales, Charley	1	14	14.0	14	0
Browns	5	155	31.0	46	0
Opponents	3	66	22.0	25	0

FIELD GOALS	1-19	20-29	30-39	40-49	50+	TOTAL
Groza, Lou	0/0	2/2	0/1	0/0	0/0	2/3
Browns	0/0	2/2	0/1	0/0	0/0	2/3
Opponents	1/1	2/2	0/0	0/0	0/0	3/3

ATTENDANCE

50,852

PASSING	ATT	COMP	YDS	PCT	AVG/ATT	TD	TD%	INT	LG	RATING
Ryan, Frank	18	8	115	44.4	6.39	1	5.6	2	30	44.7
Browns	18	8	115	44.4	6.39	1	5.6	2	30	44.7
Opponents	19	10	147	52.6	7.74	1	5.3	1	47	73.8

Prior to 1966 the NFL Championship game was the last game of the season. After the 1966 season the Super Bowl became the last game of the season to determine the champion.

YEAR-BY-YEAR
1965 NFL
Championship Game



DEC. 24, 1967

NFL DIVISIONAL PLAYOFF

DALLAS 52, CLEVELAND 14—Several players got in the act as the Cowboys routed the Browns. Bob Hayes caught 5 passes for 144 yards, including an 86-yard touchdown, and also set up 2 more scores with punt returns of 68 and 64 yards. Rookie Craig Baynham, subbing for the injured Dan Reeves, scored 3 touchdowns. Don Perkins ran for 74 yards and 2 touchdowns, and Don Meredith completed 10 of 12 passes for 212 yards and 2 scores. Cornell Green contributed a 60-yard interception return for a touchdown.

TEAM	1ST	2ND	3RD	4TH	OT	TOT
Cleveland	0	7	0	7	0	— 14
Dallas	14	10	21	7	0	— 52

SCORING SUMMARY

Dal— Baynham 3 pass from Meredith (Villanueva kick)

Dal— Perkins 4 run (Villanueva kick)

Dal— Hayes 86 pass from Meredith (Villanueva kick)

Dal— FG Villanueva 10

Cle— Morin 13 pass from Ryan (Groza kick)

Dal— Baynham 1 run (Villanueva kick)

Dal— Perkins 1 run (Villanueva kick)

Dal— Green 60 interception return (Villanueva kick)

Dal— Baynham 1 run (Villanueva kick)

Cle— Warfield 75 pass from Ryan (Groza kick)

TEAM STATISTICS	BROWNS	COWBOYS
Total First Downs	15	22
Rushing	4	13
Passing	10	7
Penalty	1	2
3rd Down: Made/Att.	N/A	N/A
3rd Down Pct.	N/A	N/A
4th Down: Made/Att.	N/A	N/A
4th Down Pct.	N/A	N/A
Total Net Yards	322	401
Avg. Per Game	322.0	401.0
Total Plays	62	62
Avg. Per Play	5.2	6.5
Net Yards Rushing	159	178
Avg. Per Game	159.0	178.0
Total Rushes	27	46
Net Yards Passing	163	223
Avg. Per Game	163.0	223.0
Sacked/Yards Lost	5/31	1/2
Gross Yards	194	225
Attempts/Completions	30/14	15/11
Completion Pct.	46.7%	73.3%
Had Intercepted	1	1
Punts/Avg.	7/39.9	2/44.5
Net Punting Avg.	7/17.7	2/39.0
Penalties/Yards Lost	2/18	2/10

Fumbles/Lost	0/0	2/1
Touchdowns	2	7
Rushing	0	4
Passing	2	2
Returns	0	1
Time of Possession	N/A	N/A

RUSHING	AT	YDS	AVG	LG	TD
Kelly, Leroy	15	96	6.4	46	0
Green, Ernie	10	49	4.9	24	0
Ryan, Frank	2	14	7.0	7	0
Browns	27	159	5.9	46	0
Opponents	46	178	3.9	24	4

RECEIVING	NO	YDS	AVG	LG	TD
Kelly, Leroy	4	39	9.8	15	0
Warfield, Paul	3	99	33.0	75t	1
Morin, Milt	3	35	11.7	13t	1
Green, Ernie	3	18	6.0	15	0
Collins, Gary	1	3	3.0	3	0
Browns	14	194	13.9	75t	2
Opponents	11	225	20.5	86t	2

INTERCEPTIONS	NO	YDS	AVG	LG	TD
Kellermann, Ernie	1	0	0.0	0	0
Browns	1	0	0.0	0	0
Opponents	1	60	60.0	60t	1

PUNTING	NO	YDS	AVG	IN20	TB	LG	BLK
Collins, Gary	7	279	39.9	0	0	51	0
Browns	7	279	39.9	0	0	51	0
Opponents	2	89	44.5	0	0	48	0

PUNT RETURNS	NO	FC	YDS	AVG	LG	TD
Kelly, Leroy	1	0	13	13.0	13	0
Davis, Ben	1	0	-2	-2.0	-2	0
Browns	2	0	11	5.5	13	0
Opponents	4	1	155	38.8	68	0

KICKOFF RETURNS	NO	YDS	AVG	LG	TD
Davis, Ben	4	93	23.3	30	0
Matheson, Bob	3	19	6.3	10	0
Browns	7	112	16.0	30	0
Opponents	1	4	4.0	4	0

FIELD GOALS	1-19	20-29	30-39	40-49	50+	TOTAL
Groza, Lou	0/1	0/0	0/0	0/0	0/0	0/1
Browns	0/1	0/0	0/0	0/0	0/0	0/1
Opponents	1/1	0/0	0/0	0/0	0/0	1/1

ATTENDANCE

70,786

PASSING	ATT	COMP	YDS	PCT	AVG/ATT	TD	TD%	INT	LG	RATING
Ryan, Frank	30	14	194	46.7	6.47	2	6.7	1	75t	76.3
Browns	30	14	194	46.7	6.47	2	6.7	1	75t	76.3
Opponents	15	11	225	73.3	15.00	2	13.3	1	86t	127.1



DEC. 21, 1968

NFL DIVISIONAL PLAYOFF

CLEVELAND 31, DALLAS 20—The Browns turned 5 Dallas turnovers into 24 points to defeat the Cowboys. An interception by Mike Howell set up a Browns' field goal, and later Cleveland drove 85 yards for a touchdown that produced a 10-10 halftime tie. In the second half, Dale Lindsey returned an interception 27 yards for a touchdown, and Ben Davis and Erich Barnes each set up a touchdown with an interception to help Cleveland pull away. Leroy Kelly had 133 total yards from scrimmage and 2 touchdowns for Cleveland.

TEAM	1ST	2ND	3RD	4TH	OT	TOT
Dallas	7	3	3	7	0	— 20
Cleveland	3	7	14	7	0	— 31

SCORING SUMMARY

- Cle — FG Cockroft 38
- Dal — Howley 44 fumble recovery return (Clark kick)
- Dal — FG Clark 16
- Cle — Kelly 45 pass from Nelsen (Cockroft kick)
- Cle — Lindsey 27 interception return (Cockroft kick)
- Cle — Kelly 35 run (Cockroft kick)
- Dal — FG Clark 47
- Cle — Green 2 run (Cockroft kick)
- Dal — Garrison 2 pass from Morton (Clark kick)

TEAM STATISTICS **BROWNS** **COWBOYS**

Total First Downs	12	13
Rushing	4	5
Passing	8	8
Penalty	2	0
3rd Down: Made/Att.	N/A	N/A
3rd Down Pct.	N/A	N/A
4th Down: Made/Att.	N/A	N/A
4th Down Pct.	N/A	N/A
Total Net Yards	280	286
Avg. Per Game	280.0	286.0
Total Plays	57	63
Avg. Per Play	4.9	4.5
Net Yards Rushing	102	86
Avg. Per Game	102.0	86.0
Total Rushes	30	30
Net Yards Passing	178	200
Avg. Per Game	178.0	200.0
Sacked/Yards Lost	2/25	1/5
Gross Yards	203	205
Attempts/Completions	25/13	32/12
Completion Pct.	52.0%	37.5%
Had Intercepted	1	4
Punts/Avg.	7/36.1	5/41.0
Net Punting Avg.	7/36.1	5/39.8
Penalties/Yards Lost	6/40	4/20
Fumbles/Lost	1/1	1/0
Touchdowns	4	2

Rushing	2	0
Passing	1	1
Returns	1	1
Time of Possession	N/A	N/A

RUSHING	ATT	YDS	AVG	LG	TD
Kelly, Leroy	20	87	4.4	35t	1
Harraway, Charley	5	12	2.4	4	0
Green, Ron	3	5	1.7	2t	1
Nelsen, Bill	2	-2	-1.0	1	0
Browns	30	102	3.4	35t	2
Opponents	30	86	2.9	15	0

RECEIVING	NO	YDS	AVG	LG	TD
Warfield, Paul	4	86	21.5	39	0
Morin, Milt	4	47	11.8	18	0
Kelly, Leroy	2	46	23.0	45t	1
Collins, Gary	2	26	13.0	13	0
Harraway, Charley	1	-2	-2.0	-2	0
Browns	13	203	15.6	45t	1
Opponents	12	205	17.1	48	1

INTERCEPTIONS	NO	YDS	AVG	LG	TD
Lindsey, Dale	1	27	27.0	27t	1
Howell, Mike	1	20	20.0	20	0
Davis, Ben	1	3	3.0	3	0
Barnes, Erich	1	2	2.0	2	0
Browns	4	52	13.0	27t	1
Opponents	1	6	6.0	6	0

PUNTING	NO	YDS	AVG	IN20	TB	LG	BLK
Cockroft, Don	7	253	36.1	0	0	39	0
Browns	7	253	36.1	0	0	39	0
Opponents	5	205	41.0	0	0	51	0

PUNT RETURNS	NO	FC	YDS	AVG	LG	TD
McDonald, Tom	2	0	6	3.0	6	0
Davis, Ben	1	0	0	0.0	0	0
Browns	3	0	6	3.0	6	0
Opponents	0	6	0	0.0	0	0

KICKOFF RETURNS	NO	YDS	AVG	LG	TD
Davis, Ben	4	67	16.8	24	0
Browns	6	91	15.1	23	0
Opponents	1	21	21.0	21	0

FIELD GOALS	1-19	20-29	30-39	40-49	50+	TOTAL
Cockroft, Don	0/0	0/0	1/1	0/0	0/0	1/1
Browns	0/0	0/0	1/1	0/0	0/0	1/1
Opponents	1/1	0/1	0/1	1/1	0/0	2/4

ATTENDANCE

81,497

PASSING	ATT	COMP	YDS	PCT	AVG/ATT	TD	TD%	INT	LG	RATING
Nelsen, Bill	25	13	203	52.0	8.12	1	4.0	1	45t	75.9
Browns	25	13	203	52.0	8.12	1	4.0	1	45t	75.9
Opponents	32	12	205	37.5	6.40	1	3.2	4	48	30.8



DEC. 29, 1968**NFL CHAMPIONSHIP GAME**

BALTIMORE 34, CLEVELAND 0—The Colts dominated on both sides of the line of scrimmage to win handily. Baltimore took a 17-0 lead on a field goal and 2 scoring runs by Tom Matte, the second of which was set up by an interception. Matte added his third touchdown run in the third quarter to make it 24-0. The Colts amassed 353 total yards (184 rushing, 169 passing) while limiting the Browns to 173. Matte had 88 yards on 17 carries.

TEAM	1ST	2ND	3RD	4TH	OT	TOT
Baltimore	0	17	7	10	0	— 34
Cleveland	0	0	0	0	0	— 0

SCORING SUMMARY

- Balt — FG Michaels 28
- Balt — Matte 1 run (Michaels kick)
- Balt — Matte 12 run (Michaels kick)
- Balt — Matte 2 run (Michaels kick)
- Balt — FG Michaels 10
- Balt — Brown 4 run (Michaels kick)

TEAM STATISTICS	BROWNS	COLTS
Total First Downs	12	22
Rushing	2	13
Passing	8	8
Penalty	2	1
3rd Down: Made/Att.	N/A	N/A
3rd Down Pct.	N/A	N/A
4th Down: Made/Att.	N/A	N/A
4th Down Pct.	N/A	N/A
Total Net Yards	173	353
Avg. Per Game	173.0	353.0
Total Plays	56	64
Avg. Per Play	3.1	5.5
Net Yards Rushing	56	184
Avg. Per Game	56.0	184.0
Total Rushes	20	39
Net Yards Passing	117	169
Avg. Per Game	117.0	169.0
Sacked/Yards Lost	4/34	0/0
Gross Yards	151	169
Attempts/Completions	32/13	25/11
Completion Pct.	40.6%	44.0%
Had Intercepted	2	1
Punts/Avg.	5/33.4	2/37.0
Net Punting Avg.	5/33.4	2/35.0
Penalties/Yards Lost	7/54	2/15
Fumbles/Lost	2/1	2/1
Touchdowns	0	4

PASSING	ATT	COMP	YDS	PCT	AVG/ATT	TD	TD%	INT	LG	RATING
Nelsen, Bill	26	11	132	42.3	5.07	0	0.0	2	22	26.4
Ryan, Frank	6	2	19	33.3	3.16	0	0.0	0	10	43.0
Browns	32	13	151	40.6	4.71	0	0.0	2	22	29.5
Opponents	25	11	169	44.0	6.76	0	0.0	1	38	50.2

YEAR-BY-YEAR

Rushing	0	4
Passing	0	0
Returns	0	0/A
Time of Possession	N/A	N/A

RUSHING	ATT	YDS	AVG	LG	TD
Kelly, Leroy	13	28	2.2	5	0
Harraway, Charley	6	26	4.3	8	0
Green, Ron	1	2	2.0	2	0
Browns	20	56	2.8	8	0
Opponents	39	184	4.7	13	4

RECEIVING	NO	YDS	AVG	LG	TD
Harraway, Charley	4	40	10.0	16	0
Morin, Milt	3	41	13.6	22	0
Kelly, Leroy	3	27	9.0	9	0
Warfield, Paul	2	30	15.0	16	0
Collins, Gary	1	13	13.0	13	0
Browns	13	151	11.6	22	0
Opponents	11	169	15.4	38	0

INTERCEPTIONS	NO	YDS	AVG	LG	TD
Davis, Ben	1	0	0.0	0	0
Browns	1	0	0.0	0	0
Opponents	2	26	13.0	26	0

PUNTING	NO	YDS	AVG	IN20	TB	LG	BLK
Cockroft, Don	5	167	33.4	0	0	42	0
Browns	5	167	33.4	0	0	42	0
Opponents	2	74	37.0	0	0	39	0

PUNT RETURNS	NO	FC	YDS	AVG	LG	TD
Davis, Ben	1	0	4	4.0	4	0
Browns	1	0	4	4.0	4	0
Opponents	1	0	3	3.0	3	0

KICKOFF RETURNS	NO	YDS	AVG	LG	TD
Davis, Ben	3	40	13.3	15	0
Morrison, Reece	3	51	17.0	23	0
Browns	6	91	15.1	23	0
Opponents	1	21	21.0	21	0

FIELD GOALS	1-19	20-29	30-39	40-49	50+	TOTAL
Cockroft, Don	0/0	0/0	0/0	0/2	0/0	0/2
Browns	0/0	0/0	0/0	0/2	0/0	0/2
Opponents	1/1	1/1	0/0	0/0	0/0	2/2

ATTENDANCE

80,628

YEAR-BY-YEAR
 1968 NFL
 Championship Game


DEC. 28, 1969

NFL DIVISIONAL PLAYOFF

CLEVELAND 38, DALLAS 14—The Browns played a near-flawless game to defeat the Cowboys. Bill Nelsen, who completed 18 of 27 passes for 219 yards, threw a 6-yard touchdown pass to help Cleveland build a 17-0 halftime lead. The Browns took the second-half kickoff and drove to another touchdown to make it 24-0. The Cowboys scored and were en route to another touchdown when they were stopped by Jim Houston's interception. Cleveland then added 2 touchdowns to put the game away. The Browns' Paul Warfield had 8 catches for 99 yards despite constant double teaming.

TEAM	1ST	2ND	3RD	4TH	OT	TOT
Cleveland	7	10	7	14	0	38
Dallas	0	0	7	7	0	14

SCORING SUMMARY

- Cle — Scott 2 run (Cockroft kick)
- Cle — Morin 6 pass from Nelsen (Cockroft kick)
- Cle — FG Cockroft 29
- Cle — Scott 2 run (Cockroft kick)
- Dal — Morton 2 run (Clark kick)
- Cle — Kelly 1 run (Cockroft kick)
- Cle — Sumner 88 interception return (Cockroft kick)
- Dal — Rentzel 5 pass from Staubach (Clark kick)

TEAM STATISTICS	BROWNS	COWBOYS
Total First Downs	22	17
Rushing	4	9
Passing	17	6
Penalty	1	2
3rd Down: Made/Att.	N/A	N/A
3rd Down Pct.	N/A	N/A
4th Down: Made/Att.	N/A	N/A
4th Down Pct.	N/A	N/A
Total Net Yards	344	217
Avg. Per Game	344.0	217.0
Total Plays	65	57
Avg. Per Play	5.3	3.8
Net Yards Rushing	97	100
Avg. Per Game	97.0	100.0
Total Rushes	35	25
Net Yards Passing	247	117
Avg. Per Game	247.0	117.0
Sacked/Yards Lost	1/7	3/19
Gross Yards	254	136
Attempts/Completions	29/20	29/12
Completion Pct.	68.9%	41.3%
Had Intercepted	0	2
Punts/Avg.	1/34.0	5/36.2
Net Punting Avg.	1/34.0	5/34.0
Penalties/Yards Lost	6/50	6/51
Fumbles/Lost	1/0	2/1
Touchdowns	5	2
Rushing	3	1

Passing	1	1
Returns	1	0
Time of Possession	N/A	N/A

RUSHING	ATT	YDS	AVG	LG	TD
Kelly, Leroy	19	66	3.4	39	1
Scott, Bo	11	33	3.0	8	2
Morrison, Reece	2	3	1.5	3	0
Johnson, Walter	2	-5	-2.5	0	0
Cockroft, Don	1	0	0.0	0	0
Browns	35	97	2.7	39	3
Opponents	25	100	4.0	12	1

RECEIVING	NO	YDS	AVG	LG	TD
Warfield, Paul	8	99	12.3	24	0
Morin, Milt	4	52	13.0	19	1
Scott, Bo	2	39	19.5	24	0
Collins, Gary	2	19	9.5	13	0
Kelly, Leroy	2	10	5.0	15	0
Morrison, Reece	1	18	18.0	18	0
Jones, Dave	1	17	17.0	17	0
Browns	20	254	12.7	24	1
Opponents	12	136	11.3	26	1

INTERCEPTIONS	NO	YDS	AVG	LG	TD
Sumner, Walt	1	88	88.0	88t	1
Houston, Jim	1	35	35.0	35	0
Browns	2	123	61.5	88t	1
Opponents	0	0	0.0	0	0

PUNTING	NO	YDS	AVG	IN20	TB	LG	BLK
Cockroft, Don	1	34	34.0	0	0	34	0
Browns	1	34	34.0	0	0	34	0
Opponents	5	181	36.2	0	0	39	0

PUNT RETURNS	NO	FC	YDS	AVG	LG	TD
Kelly, Leroy	1	0	8	8.0	8	0
Morrison, Reece	1	1	3	3.0	3	0
Browns	2	1	11	5.5	8	0
Opponents	1	0	0	0.0	0	0

KICKOFF RETURNS	NO	YDS	AVG	LG	TD
Scott, Bo	1	26	26.0	26	0
Morrison, Reece	1	12	12.0	12	0
Browns	2	38	17.5	26	0
Opponents	5	106	20.1	28	0

FIELD GOALS	1-19	20-29	30-39	40-49	50+	TOTAL
Cockroft, Don	0/0	1/1	0/1	0/1	0/0	1/3
Browns	0/0	1/1	0/1	0/1	0/0	1/3
Opponents	0/0	0/0	0/0	0/0	0/0	0/0

ATTENDANCE

69,321

YEAR-BY-YEAR
1969 NFL Divisional
Playoff Game

PASSING	ATT	COMP	YDS	PCT	AVG/ATT	TD	TD%	INT	LG	RATING
Nelsen, Bill	27	18	219	66.6	8.1	1	3.7	0	24	103.7
Rhome, Jerry	2	2	35	100.0	17.5	0	0.0	0	18	118.8
Browns	29	20	254	68.9	8.7	1	3.4	0	24	107.5
Opponents	29	12	136	41.3	4.68	1	3.4	2	26	38.8



JAN. 4, 1970

NFL CHAMPIONSHIP GAME

MINNESOTA 27, CLEVELAND 7—With snow stacked on the sidelines, the Vikings scored on each of their first two possessions and were never challenged en route to becoming the first expansion team to win a championship. Joe Kapp fired a 33-yard pass to Gene Washington to set up Kapp's 7-yard touchdown run for the game's first score. On the Vikings' next possession, Kapp hit Washington for a 75-yard scoring pass to give Minnesota a 14-0 lead. Dave Osborn's 20-yard scoring run made it 24-0 at halftime. Kapp passed for 169 yards and ran for 57. Washington had 3 catches for 120 yards, while Osborn ran for 108 yards.

TEAM	1ST	2ND	3RD	4TH	OT	TOT
Cleveland	0	0	0	7	0	— 7
Minnesota	14	10	3	0	0	— 27

SCORING SUMMARY

Minn — Kapp 7 run (Cox kick)
 Minn — Washington 75 pass from Kapp (Cox kick)
 Minn — FG Cox 30
 Minn — Osborn 20 run (Cox kick)
 Minn — FG Cox 32
 Cle — Collins 3 pass from Nelsen (Cockroft kick)

TEAM STATISTICS	BROWNS	VIKINGS
Total First Downs	14	18
Rushing	4	13
Passing	10	5
Penalty	0	0
3rd Down: Made/Att.	N/A	N/A
3rd Down Pct.	N/A	N/A
4th Down: Made/Att.	N/A	N/A
4th Down Pct.	N/A	N/A
Total Net Yards	268	383
Avg. Per Game	268.0	383.0
Total Plays	56	59
Avg. Per Play	4.7	6.5
Net Yards Rushing	97	222
Avg. Per Game	97.0	222.0
Total Rushes	21	45
Net Yards Passing	171	161
Avg. Per Game	171.0	161.0
Sacked/Yards Lost	2/10	1/8
Gross Yards	181	169
Attempts/Completions	33/17	13/7
Completion Pct.	51.5%	53.8%
Had Intercepted	0	0
Punts/Avg.	3/33.1	3/41.0
Net Punting Avg.	3/32.7	3/34.0
Penalties/Yards Lost	1/15	3/33

Fumbles/Lost	2/1	0/0
Touchdowns	1	3
Rushing	0	2
Passing	1	1
Returns	0	0
Time of Possession	N/A	N/A

RUSHING	ATT	YDS	AVG	LG	TD
Kelly, Leroy	15	80	5.3	16	0
Scott, Bo	6	17	2.8	6	0
Browns	21	97	4.6	16	0
Opponents	45	222	4.9	20t	2

RECEIVING	NO	YDS	AVG	LG	TD
Scott, Bo	5	66	13.2	35	0
Collins, Gary	5	43	8.6	16	1
Warfield, Paul	4	47	11.7	18	0
Kelly, Leroy	2	17	8.5	10	0
Marin, Milt	1	18	18.0	18	0
Browns	17	181	10.6	35	1
Opponents	7	169	24.1	75t	1

INTERCEPTIONS	NO	YDS	AVG	LG	TD
Browns	0	0	0.0	0	0
Opponents	0	0	0.0	0	0

PUNTING	NO	YDS	AVG	IN20	TB	LG	BLK
Cockroft, Don	3	99	33.0	0	0	38	0
Browns	3	99	33.1	0	0	38	0
Opponents	3	123	41.0	0	0	48	0

PUNT RETURNS	NO	FC	YDS	AVG	LG	TD
Kelly, Leroy	2	0	10	5.0	6	0
Morrison, Reece	1	0	11	11.0	11	0
Browns	2	0	21	10.5	11	0
Opponents	1	1	1	1.0	1	0

KICKOFF RETURNS	NO	YDS	AVG	LG	TD
Scott, Bo	4	60	15.0	22	0
Morrison, Reece	1	23	23.0	23	0
Kelly, Leroy	1	18	18.0	18	0
Browns	6	101	16.8	23	0
Opponents	2	42	21.0	24	0

FIELD GOALS	1-19	20-29	30-39	40-49	50+	TOTAL
Browns	0/0	0/0	0/0	0/0	0/0	0/0
Opponents	0/0	0/0	2/2	0/0	0/0	2/2

ATTENDANCE

47,900

PASSING	ATT	COMP	YDS	PCT	AVG/ATT	TD	TD%	INT	LG	RATING
Nelsen, Bill	33	17	181	51.5	5.48	1	3.0	0	35	77.9
Browns	33	17	181	51.5	5.48	1	3.0	0	35	77.9
Opponents	13	7	169	53.8	13.00	1	7.7	0	75t	124.6



DEC. 28, 1971

AFC DIVISIONAL PLAYOFF

BALTIMORE 20, CLEVELAND 3—Don Nottingham, playing for the injured Norm Bulaich, rushed for 92 yards and 2 touchdowns to help the Colts defeat the Browns. Cleveland missed two early opportunities when it fumbled at the Baltimore 12 and had a short field goal blocked. The Colts then drove 92 yards to Nottingham's 1-yard scoring run, followed by an interception that set up Nottingham's 7-yard touchdown run. The Colts limited the Browns to 165 total yards.

TEAM	1ST	2ND	3RD	4TH	OT	TOT
Baltimore	0	14	3	3	0	— 20
Cleveland	0	0	3	0	0	— 3

SCORING SUMMARY

Balt — Nottingham 1 run (O'Brien kick)

Balt — Nottingham 7 run (O'Brien kick)

Cle — FG Cockroft 14

Balt — FG O'Brien 42

Balt — FG O'Brien 15

TEAM STATISTICS	BROWNS	COLTS
Total First Downs	11	16
Rushing	5	7
Passing	5	8
Penalty	1	1
3rd Down: Made/Att.	N/A	N/A
3rd Down Pct.	N/A	N/A
4th Down: Made/Att.	N/A	N/A
4th Down Pct.	N/A	N/A
Total Net Yards	165	271
Avg. Per Game	165.0	271.0
Total Plays	56	64
Avg. Per Play	2.9	4.2
Net Yards Rushing	69	128
Avg. Per Game	69.0	128.0
Total Rushes	24	43
Net Yards Passing	96	143
Avg. Per Game	96.0	143.0
Sacked/Yards Lost	5/35	0/0
Gross Yards	131	143
Attempts/Completions	27/12	21/13
Completion Pct.	44.4%	61.9%
Had Intercepted	3	1
Punts/Avg.	5/40.8	6/37.2
Net Punting Avg.	5/35.4	6/24.8
Penalties/Yards Lost	3/16	5/43
Fumbles/Lost	6/2	2/2
Touchdowns	0	2
Rushing	0	2
Passing	0	0
Returns	0	0
Time of Possession	N/A	N/A

RUSHING	ATT	YDS	AVG	LG	TD
Kelly, Leroy	14	49	3.5	15	0
Scott, Bo	8	25	3.1	17	0
Nelsen, Bill	2	-5	-2.5	-2	0
Browns	24	69	2.9	17	0
Opponents	43	128	3.0	13	2

RECEIVING	NO	YDS	AVG	LG	TD
Scott, Bo	5	41	8.2	13	0
Kelly, Leroy	4	24	6.0	13	0
Hooker, Fair	1	39	39.0	39	0
Morin, Milt	1	16	16.0	16	0
Glass, Chip	1	11	11.0	11	0
Browns	12	131	10.9	39	0
Opponents	13	143	11.0	26	0

INTERCEPTIONS	NO	YDS	AVG	LG	TD
Snidow, Ron	1	1	1.0	1	0
Browns	1	1	1.0	1	0
Opponents	3	79	26.3	37	0

PUNTING	NO	YDS	AVG	IN20	TB	LG	BLK
Cockroft, Don	5	204	40.8	0	0	44	0
Browns	5	204	40.8	0	0	44	0
Opponents	6	223	37.2	0	0	46	0

PUNT RETURNS	NO	FC	YDS	AVG	LG	TD
Kelly, Leroy	3	0	71	23.7	48	0
Jones, Dave	1	0	3	3.0	3	0
Browns	4	0	74	18.5	48	0
Opponents	4	1	27	6.8	12	0

KICKOFF RETURNS	NO	YDS	AVG	LG	TD
Brown, Stan	2	34	17.0	19	0
Scott, Bo	1	30	30.0	30	0
Morrison, Reece	1	19	19.0	19	0
Dieken, Doug	1	15	15.0	15	0
Browns	5	98	19.6	30	0
Opponents	1	25	25.0	25	0

FIELD GOALS	1-19	20-29	30-39	40-49	50+	TOTAL
Cockroft, Don	1/2	0/0	0/0	0/1	0/0	1/3
Browns	1/2	0/0	0/0	0/1	0/0	1/3
Opponents	1/1	0/0	0/0	1/1	0/0	2/2

ATTENDANCE

74,082

PASSING	ATT	COMP	YDS	PCT	AVG/ATT	TD	TD%	INT	LG	RATING
Nelsen, Bill	21	9	104	42.9	4.95	0	0.0	3	39	18.8
Phipps, Mike	6	3	27	50.0	4.50	0	0.0	0	13	62.5
Browns	7	12	131	44.4	4.85	0	0.0	3	39	19.8
Opponents	21	13	143	61.9	6.81	0	0.0	1	26	62.2



DEC. 24, 1972 AFC DIVISIONAL PLAYOFF

MIAMI 20, CLEVELAND 14—The Dolphins came from behind to defeat the Browns and remain unbeaten. Trailing 14-13, Miami marched 80 yards to the winning score, led by Paul Warfield's 15- and 35-yard receptions. Miami led 10-0 until the third quarter, when Cleveland's Mike Phipps ran 5 yards for a touchdown. After a Miami field goal, Phipps gave the Browns the lead in the fourth quarter with a 27-yard scoring pass to Fair Hooker. The Dolphins intercepted 5 passes, including 1 in the closing seconds to seal the victory.

TEAM	1ST	2ND	3RD	4TH	OT	TOT
Cleveland	0	0	7	7	0	— 14
Miami	10	0	0	10	0	— 20

SCORING SUMMARY

Mia — Babb 5 blocked punt return (Yepremian kick)
 Mia — FG Yepremian 40
 Cle — Phipps 5 run (Cockroft kick)
 Mia — FG Yepremian 46
 Cle — Hooker 27 pass from Phipps (Cockroft kick)
 Mia — Kick 8 run (Yepremian kick)

TEAM STATISTICS	BROWNS	DOLPHINS
Total First Downs	15	17
Rushing	9	11
Passing	6	4
Penalty	0	2
3rd Down: Made/Att.	N/A	N/A
3rd Down Pct.	N/A	N/A
4th Down: Made/Att.	N/A	N/A
4th Down Pct.	N/A	N/A
Total Net Yards	283	272
Avg. Per Game	283.0	272.0
Total Plays	57	64
Avg. Per Play	5.0	4.3
Net Yards Rushing	165	198
Avg. Per Game	165.0	198.0
Total Rushes	32	47
Net Yards Passing	118	74
Avg. Per Game	118.0	74.0
Sacked/Yards Lost	2/13	4/14
Gross Yards	131	88
Attempts/Completions	23/9	13/6
Completion Pct.	39.1%	46.2%
Had Intercepted	5	0
Punts/Avg.	6/34.7	5/42.0
Net Punting Avg.	6/34.8	5/32.8
Penalties/Yards Lost	3/25	3/25
Fumbles/Lost	2/0	2/2

Touchdowns	2	2
Rushing	1	1
Passing	1	0
Returns	0	1
Time of Possession	N/A	N/A

RUSHING	ATT	YDS	AVG	LG	TD
Scott, Bo	16	94	5.9	17	0
Phipps, Mike	8	47	5.9	14	1
Brown, Ken	4	13	3.3	6	0
Kelly, Leroy	4	11	2.8	5	0
Browns	32	165	5.2	17	1
Opponents	47	198	4.2	21	1

RECEIVING	NO	YDS	AVG	LG	TD
Scott, Bo	4	30	7.5	9	0
Hooker, Fair	3	53	17.7	27	0
Kelly, Leroy	1	27	27.0	27	0
Morin, Milt	1	21	21.0	21	0
Browns	9	131	14.6	27	0
Opponents	6	88	14.7	35	0

INTERCEPTIONS	NO	YDS	AVG	LG	TD
Browns	0	0	0.0	0	0
Opponents	5	88	17.6	35	0

PUNTING	NO	YDS	AVG	IN20	TB	LG	BLK
Cockroft, Don	6	208	34.7	0	0	56	0
Browns	6	208	34.7	0	0	56	0
Opponents	5	210	42.0	0	0	57	0

PUNT RETURNS	NO	FC	YDS	AVG	LG	TD
Darden, Thom	1	2	38	38.0	38	0
Kelly, Leroy	1	0	8	8.0	8	0
Browns	2	2	46	23.0	38	0
Opponents	1	3	-1	-1.0	-1	0

KICKOFF RETURNS	NO	YDS	AVG	LG	TD
Lefear, Billy	3	56	18.7	26	0
Browns	3	56	18.7	26	0
Opponents	0	0	0.0	0	0

FIELD GOALS	1-19	20-29	30-39	40-49	50+	TOTAL
Browns	1/2	0/0	0/0	0/1	0/0	1/3
Opponents	1/1	0/0	0/0	1/1	0/0	2/2

ATTENDANCE

78,196

PASSING	ATT	COMP	YDS	PCT	AVG/ATT	TD	TD%	INT	LG	RATING
Phipps, Mike	23	9	131	39.1	5.70	1	4.3	5	27	33.3
Browns	23	9	131	39.1	5.70	1	4.3	5	27	33.3
Opponents	13	6	88	46.2	6.77	0	0.0	0	35	68.8



JAN. 4, 1981

AFC DIVISIONAL PLAYOFF

OAKLAND 14, CLEVELAND 12—Safety Mike Davis' end-zone interception with 41 seconds remaining saved the Raiders' victory over the Browns. Playing in one-degree weather, Oakland drove 64 and 80 yards for its touchdowns, both coming on 1-yard runs by Mark van Eeghen. The latter score came with 9:22 remaining. The conditions and Raiders' defense combined to limit Brian Sipe to a 13-of-40 day, although he did drive the Browns 73 yards in the final minutes before throwing the fateful interception.

TEAM	1ST	2ND	3RD	4TH	OT	TOT
Oakland	0	7	0	7	0	— 14
Cleveland	0	6	6	0	0	— 12

SCORING SUMMARY

Cle — Bolton 42 interception return (kick failed)

Oak — van Eeghen 1 run (Bahr kick)

Cle — FG Cockroft 30

Cle — FG Cockroft 30

Oak — van Eeghen 1 run (Bahr kick)

TEAM STATISTICS	BROWNS	RAIDERS
Total First Downs	17	12
Rushing	6	4
Passing	8	8
Penalty	3	0
3rd Down: Made/Att.	2/14	8/20
3rd Down Pct.	14.3%	40.0%
4th Down: Made/Att.	0/0	0/0
4th Down Pct.	0.0%	0.0%
Total Net Yards	254	208
Avg. Per Game	254.0	208.0
Total Plays	69	70
Avg. Per Play	3.7	3.0
Net Yards Rushing	85	76
Avg. Per Game	85.0	76.0
Total Rushes	27	38
Net Yards Passing	169	132
Avg. Per Game	169.0	132.0
Sacked/Yards Lost	2/14	2/17
Gross Yards	183	149
Attempts/Completions	40/13	30/14
Completion Pct.	32.5%	46.7%
Had Intercepted	3	2
Punts/Avg.	6/39.5	9/38.3
Net Punting Avg.	6/39.3	9/29.3
Penalties/Yards Lost	2/10	5/39
Fumbles/Lost	6/1	2/1
Touchdowns	1	2
Rushing	0	2
Passing	0	0
Returns	1	0
Time of Possession	27:27	32:33

RUSHING	ATT	YDS	AVG	LG	TD
Pruitt, Mike	13	48	3.7	14	0
Hill, Calvin	2	23	11.5	18	0
Sipe, Brian	6	13	2.2	10	0
Pruitt, Greg	4	11	2.8	6	0
Miller, Cleo	1	1	1.0	1	0
McDonald, Paul	1	-11	-11.0	-11	0
Browns	27	85	3.1	18	0
Opponents	38	76	2.0	14	2

RECEIVING	NO	YDS	AVG	LG	TD
Newsome, Ozzie	4	51	12.8	29	0
Pruitt, Greg	3	54	18.0	25	0
Rucker, Reggie	2	38	19.0	20	0
Logan, Dave	2	36	18.0	21	0
Hill, Calvin	2	4	2.0	4	0
Browns	13	183	14.1	29	0
Opponents	14	149	10.6	27	0

INTERCEPTIONS	NO	YDS	AVG	LG	TD
Bolton, Ron	2	42	21.0	42t	1
Browns	2	42	21.0	42t	1
Opponents	3	3	1.0	3	0

PUNTING	NO	YDS	AVG	IN20	TB	LG	BLK
Evans, Johnny	6	237	39.5	1	0	61	0
Browns	6	237	39.5	1	0	61	0
Opponents	9	345	38.3	0	0	49	0

PUNT RETURNS	NO	FC	YDS	AVG	LG	TD
Hall, Dino	5	0	57	11.4	18	0
Wright, Keith	2	0	24	12.0	20	0
Browns	7	0	81	11.6	20	0
Opponents	1	1	1	1.0	1	0

KICKOFF RETURNS	NO	YDS	AVG	LG	TD
Hall, Dino	2	47	23.5	24	0
White, Charles	1	28	28.0	28	0
Browns	3	75	25.0	28	0
Opponents	4	65	16.3	25	0

FIELD GOALS	1-19	20-29	30-39	40-49	50+	TOTAL
Cockroft, Don	0/0	1/1	1/2	0/1	0/0	2/4
Browns	0/0	1/1	1/2	0/1	0/0	2/4
Opponents	0/0	0/0	0/0	0/0	0/0	0/0

ATTENDANCE

77,655

PASSING	ATT	COMP	YDS	PCT	AVG/ATT	TD	TD%	INT	LG	RATING
Sipe, Brian	40	13	183	32.5	4.57	0	0.0	3	29	17.0
Browns	40	13	183	32.5	4.57	0	0.0	3	29	17.0
Opponents	30	14	149	46.7	4.97	0	0.0	2	2	33.9



JAN. 8, 1983 AFC WILD CARD

LOS ANGELES RAIDERS 27, CLEVELAND 10—Jim Plunkett passed for a career-high 386 yards to lead the Raiders over the Browns. Trailing 13-10, Cleveland was poised to take the lead until Raiders defensive end Lyle Alzado forced a fumble deep in Los Angeles territory. The Raiders then drove 89 yards to make it 20-10 on Marcus Allen's second touchdown run of the day. Frank Hawkins' 1-yard scoring run concluded the scoring. The Raiders set a club postseason record with 510 total yards, including 145 total yards by Allen.

TEAM	1ST	2ND	3RD	4TH	OT	TOT
Cleveland	0	10	0	0	0	— 10
L.A. Raiders	3	10	7	7	0	— 27

SCORING SUMMARY

LA — FG C. Bahr 27
 Cle — FG M. Bahr 52
 LA — Allen 2 run (C. Bahr kick)
 Cle — Feacher 43 pass from McDonald (M. Bahr kick)
 LA — FG C. Bahr 37
 LA — Allen 3 run (C. Bahr kick)
 LA — Hawkins 1 run (C. Bahr kick)

TEAM STATISTICS	BROWNS	RAIDERS
Total First Downs	17	25
Rushing	1	11
Passing	11	14
Penalty	5	0
3rd Down: Made/Att.	3/14	9/16
3rd Down Pct.	21.4%	56.3%
4th Down: Made/Att.	0/2	0/0
4th Down Pct.	0.0%	0.0%
Total Net Yards	284	510
Avg. Per Game	284.0	510.0
Total Plays	61	75
Avg. Per Play	4.7	6.8
Net Yards Rushing	56	140
Avg. Per Game	56.0	140.0
Total Rushes	18	36
Net Yards Passing	228	370
Avg. Per Game	228.0	370.0
Sacked/Yards Lost	6/53	2/16
Gross Yards	281	386
Attempts/Completions	37/18	37/24
Completion Pct.	48.6%	64.9%
Had Intercepted	0	2
Punts/Avg.	6/48.5	3/39.0
Net Punting Avg.	6/41.0	9/35.7
Penalties/Yards Lost	4/35	6/65
Fumbles/Lost	2/1	2/0
Touchdowns	1	3

Rushing	0	3
Passing	1	0
Returns	0	0
Time of Possession	25:02	34:58

RUSHING	ATT	YDS	AVG	LG	TD
White, Charles	9	30	3.3	6	0
Pruitt, Mike	8	19	2.4	7	0
McDonald, Paul	1	7	7.0	7	0
Browns	18	56	3.1	7	0
Opponents	36	140	3.9	13	3

RECEIVING	NO	YDS	AVG	LG	TD
Feacher, Ricky	4	124	31.0	47	1
Newsome, Ozzie	4	51	12.8	16	0
Walker, Dwight	4	47	11.8	16	0
Pruitt, Mike	3	17	5.7	6	0
White, Charles	2	15	7.5	11	0
Logan, Dave	1	27	27.0	27	0
Browns	18	281	15.6	47	1
Opponents	24	386	16.1	64	0

INTERCEPTIONS	NO	YDS	AVG	LG	TD
Scott, Clarence	1	3	3.0	3	0
Dixon, Hanford	1	0	0.0	0	0
Browns	2	3	1.5	3	0
Opponents	0	0	0.0	0	0

PUNTING	NO	YDS	AVG	IN20	TB	LG	BLK
Cox, Steve	6	291	48.5	0	1	55	0
Browns	6	291	48.5	0	1	55	0
Opponents	3	117	39.0	1	1	45	0

PUNT RETURNS	NO	FC	YDS	AVG	LG	TD
Walker, Dwight	1	0	10	10.0	10	0
Browns	1	0	10	10.0	10	0
Opponents	5	0	45	9.0	13	0

KICKOFF RETURNS	NO	YDS	AVG	LG	TD
Hall, Dino	4	86	21.5	32	0
Browns	4	86	21.5	32	0
Opponents	3	83	27.7	40	0

FIELD GOALS	1-19	20-29	30-39	40-49	50+	TOTAL
Bahr, Matt	0/0	0/0	0/0	0/0	1/1	1/1
Browns	0/0	0/0	0/0	0/0	1/1	1/1
Opponents	0/0	1/1	1/2	0/0	0/0	2/3

ATTENDANCE

56,555

PASSING	ATT	COMP	YDS	PCT	AVG/ATT	TD	TD%	INT	LG	RATING
McDonald, Paul	37	18	281	48.6	7.59	1	2.7	0	47	83.3
Browns	37	18	281	48.6	7.59	1	2.7	0	47	83.3
Opponents	37	24	386	64.9	10.43	0	0.0	2	64	77.1



JAN. 4, 1986
AFC DIVISIONAL PLAYOFF

MIAMI 24, CLEVELAND 21—The Dolphins rallied from a 21-3 deficit to defeat the Browns. Cleveland built its 18-point advantage on a 16-yard touchdown pass from Bernie Kosar to Ozzie Newsome and 2 touchdown runs by Earnest Byner (21 and 66 yards). After Byner's second scoring run, Dan Marino led the Dolphins on two third-quarter touchdown drives. In the fourth quarter, Ron Davenport's second touchdown run with 1:57 remaining gave Miami a 24-21 lead. Byner gained 161 yards on 16 carries in a losing effort.

TEAM	1ST	2ND	3RD	4TH	OT	TOT
Cleveland	7	7	7	0	0	— 21
Miami	3	0	14	7	0	— 24

SCORING SUMMARY

- Mia — FG Reveiz 51
- Cle — Newsome 16 pass from Kosar (Bahr kick)
- Cle — Byner 21 run (Bahr kick)
- Cle — Byner 66 run (Bahr kick)
- Mia — Moore 6 pass from Marino (Reveiz kick)
- Mia — Davenport 31 run (Reveiz kick)
- Mia — Davenport 1 run (Reveiz kick)

TEAM STATISTICS	BROWNS	DOLPHINS
Total First Downs	17	20
Rushing	11	6
Passing	5	13
Penalty	1	1
3rd Down: Made/Att.	6/14	4/11
3rd Down Pct.	42.9%	36.4%
4th Down: Made/Att.	1/1	0/0
4th Down Pct.	100.0%	0.0%
Total Net Yards	313	330
Avg. Per Game	313.0	330.0
Total Plays	57	65
Avg. Per Play	5.5	5.1
Net Yards Rushing	251	92
Avg. Per Game	251.0	92.0
Total Rushes	37	19
Net Yards Passing	62	238
Avg. Per Game	62.0	238.0
Sacked/Yards Lost	1/4	1/0
Gross Yards	66	238
Attempts/Completions	19/10	45/25
Completion Pct.	52.6%	55.6%
Had Intercepted	1	1
Punts/Avg.	6/37.2	5/41.6
Net Punting Avg.	6/33.3	5/41.4
Penalties/Yards Lost	6/49	2/20
Fumbles/Lost	1/0	1/0

Touchdowns	3	3
Rushing	2	2
Passing	1	1
Returns	0	0
Time of Possession	29:17	30:43

RUSHING	ATT	YDS	AVG	LG	TD
Byner, Earnest	16	161	10.1	66t	2
Mack, Kevin	13	56	4.3	12	0
Dickey, Curtis	6	28	4.7	10	0
Kosar, Bernie	2	6	3.0	6	0
Browns	37	251	6.8	66t	2
Opponents	19	92	4.8	31t	2

RECEIVING	NO	YDS	AVG	LG	TD
Byner, Earnest	4	25	6.3	8	0
Newsome, Ozzie	2	22	11.0	16t	1
Holt, Harry	2	2	1.0	6	0
Weathers, Clarence	1	12	12.0	12	0
Fontenot, Herman	1	5	5.0	5	0
Browns	10	66	6.6	16t	1
Opponents	25	238	9.5	39	1

INTERCEPTIONS	NO	YDS	AVG	LG	TD
Rogers, Don	1	45	45.0	45	0
Browns	1	45	45.0	45	0
Opponents	1	2	2.0	2	0

PUNTING	NO	YDS	AVG	IN20	TB	LG	BLK
Gossett, Jeff	6	223	37.2	0	0	57	0
Browns	6	223	37.2	0	0	57	0
Opponents	5	208	41.6	4	1	62	0

PUNT RETURNS	NO	FC	YDS	AVG	LG	TD
Brennan, Brian	1	2	1	1.0	1	0
Weathers, C.	0	1	0	0.0	0	0
Browns	1	3	1	1.0	1	0
Opponents	4	1	23	5.8	12	0

KICKOFF RETURNS	NO	YDS	AVG	LG	TD
Young, Glen	3	75	25.0	35	0
Browns	3	75	25.0	35	0
Opponents	4	89	22.3	29	0

FIELD GOALS	1-19	20-29	30-39	40-49	50+	TOTAL
Browns	0/0	0/0	0/0	0/0	0/0	0/0
Opponents	0/0	0/0	0/0	0/1	1/1	1/2

ATTENDANCE

75,128

PASSING	ATT	COMP	YDS	PCT	AVG/ATT	TD	TD%	INT	LG	RATING
Kosar, Bernie	19	10	66	52.6	3.47	1	5.3	1	16	56.0
Browns	19	10	66	52.6	3.47	1	5.3	1	16	56.0
Opponents	45	25	238	55.6	5.29	1	2.2	1	39	68.6



JAN. 3, 1987

AFC DIVISIONAL PLAYOFF

CLEVELAND 23, NEW YORK JETS 20—Mark Moseley's 27-yard field goal 2:02 into the second overtime period gave the Browns the victory in the NFL's third longest game. Cleveland's Bernie Kosar set NFL postseason records for attempts (64) and yards (489). The Browns trailed 20-10 with 4:14 remaining in regulation, but Kosar marched Cleveland 58 yards for a touchdown and 37 yards for a field goal to force overtime. The Browns' defense recorded a playoff-record 9 sacks, including 3 by defensive end Carl Hairston.

TEAM	1ST	2ND	3RD	4TH	OT	2OT	TOT
N.Y. Jets	7	3	3	7	0	0	— 20
Cleveland	7	3	0	10	0	3	— 23

SCORING SUMMARY

NYJ — Walker 42 pass from Ryan (Leahy kick)
 Cle — Fontenot 37 pass from Kosar (Moseley kick)
 Cle — FG Moseley 38
 NYJ — FG Leahy 46
 NYJ — FG Leahy 37
 NYJ — McNeil 25 run (Leahy kick)
 Cle — Mack 1 run (Moseley kick)
 Cle — FG Moseley 22
 Cle — FG Moseley 27

TEAM STATISTICS	BROWNS	JETS
Total First Downs	33	14
Rushing	6	6
Passing	21	8
Penalty	6	0
3rd Down: Made/Att.	7/19	2/18
3rd Down Pct.	36.8%	11.1%
4th Down: Made/Att.	0/0	1/1
4th Down Pct.	0.0%	100.0%
Total Net Yards	553	287
Avg. Per Game	553.0	287.0
Total Plays	95	71
Avg. Per Play	5.8	4.0
Net Yards Rushing	75	104
Avg. Per Game	75.0	104.0
Total Rushes	27	31
Net Yards Passing	483	183
Avg. Per Game	483.0	183.0
Sacked/Yards Lost	4/11	10/54
Gross Yards	494	237
Attempts/Completions	65/34	30/17
Completion Pct.	52.3%	56.7%
Had Intercepted	2	0
Punts/Avg.	8/38.8	14/37.9
Net Punting Avg.	8/35.9	14/33.2
Penalties/Yards Lost	4/40	10/94
Fumbles/Lost	2/0	0/0
Touchdowns	2	2
Rushing	1	1

Passing	1	1
Returns	0	0
Time of Possession	43:35	29:07

RUSHING	ATT	YDS	AVG	LG	TD
Mack, Kevin	20	63	3.2	15	1
Fontenot, Herman	3	3	1.0	4	0
Dickey, Curtis	3	4	1.3	3	0
Kosar, Bernie	1	0	0.0	0	0
Browns	27	75	2.8	15	1
Opponents	31	104	3.4	25t	1

RECEIVING	NO	YDS	AVG	LG	TD
Newsome, Ozzie	6	114	19.0	34	0
Slaughter, Webster	6	86	14.3	37	0
Fontenot, Herman	5	62	12.4	37t	1
Mack, Kevin	5	51	10.2	25	0
Brennan, Brian	4	69	17.3	22	0
Langhorne, Reggie	4	65	16.3	35	0
Holt, Harry	2	42	21.0	33	0
Weathers, Clarence	1	3	3.0	3	0
Dickey, Curtis	1	2	2.0	2	0
Browns	34	494	14.5	37t	1
Opponents	17	237	13.6	42t	1

INTERCEPTIONS	NO	YDS	AVG	LG	TD
Browns	0	0	0.0	0	0
Opponents	2	0	0.0	0	0

PUNTING	NO	YDS	AVG	IN20	TB	LG	BLK
Gossett, Jeff	8	310	38.8	4	1	47	0
Browns	8	310	38.8	4	1	47	0
Opponents	14	530	37.9	1	1	55	0

PUNT RETURNS	NO	FC	YDS	AVG	LG	TD
McNeil, Gerald	7	2	65	9.3	23	0
Browns	7	2	65	9.3	23	0
Opponents	3	3	23	7.6	9	0

KICKOFF RETURNS	NO	YDS	AVG	LG	TD
McNeil, Gerald	3	37	12.3	26	0
Puzziuoli, Dave	1	6	6.0	6	0
Nicolas, Scott	1	3	3.0	3	0
Browns	5	46	9.2	26	0
Opponents	5	91	18.2	29	0

FIELD GOALS	1-19	20-29	30-39	40-49	50+	TOTAL
Moseley, Mark	0/0	2/3	1/1	0/2	0/0	3/6
Browns	0/0	2/3	1/1	0/2	0/0	3/6
Opponents	0/0	0/0	1/1	1/1	0/0	2/2

ATTENDANCE

78,106

PASSING	ATT	COMP	YDS	PCT	AVG/ATT	TD	TD%	INT	LG	RATING
Kosar, Bernie	64	33	489	51.2	7.64	1	1.5	2	37t	69.0
Brennan, Brian	1	1	5	100.0	5.00	0	0.0	0	5	87.5
Browns	65	34	494	52.3	7.60	1	1.5	2	37t	69.6
Opponents	30	17	237	56.7	7.90	1	3.3	0	42t	93.3



JAN. 11, 1987

AFC CHAMPIONSHIP GAME

DENVER 23, CLEVELAND 20—Rich Karlis' 33-yard field goal 5:38 into overtime gave the Broncos a dramatic victory over the Browns. Trailing 20-13, Denver assumed possession at its 2-yard line with 5:32 left in regulation. In 15 plays, John Elway drove the Broncos 98 yards to the tying touchdown on a 5-yard pass to Mark Jackson with 37 seconds left. Elway was 6 of 9 for 78 yards on the drive, including a key 20-yard completion to Jackson on third-and-18 from the Browns' 48. He also scrambled twice for 20 yards. After the Broncos forced the Browns to punt in overtime, Elway completed passes of 22 and 28 yards to lead a 60-yard drive to the winning field goal. Elway finished with 22 completions in 38 attempts for 244 yards. He also rushed for 56 yards on 4 carries. The Browns' Bernie Kosar completed 18 of 32 passes for 259 yards and 2 touchdowns, including a 48-yard scoring strike to Brian Brennan that gave Cleveland a 20-13 fourth-quarter lead.

TEAM	1ST	2ND	3RD	4TH	OT	TOT
Denver	0	10	3	7	3	— 23
Cleveland	7	3	0	10	0	— 20

SCORING SUMMARY

- Cle — Fontenot 6 pass from Kosar (Moseley kick)
- Den — FG Karlis 19
- Den — Willhite 1 run (Karlis kick)
- Cle — FG Moseley 29
- Den — FG Karlis 26
- Cle — FG Moseley 24
- Cle — Brennan 48 pass from Kosar (Moseley kick)
- Den — Jackson 5 pass from Elway (Karlis kick)
- Den — FG Karlis 33

TEAM STATISTICS	BROWNS	BRONCOS
Total First Downs	17	22
Rushing	4	6
Passing	12	13
Penalty	1	3
3rd Down: Made/Att.	5/13	5/18
3rd Down Pct.	38.5%	27.8%
4th Down: Made/Att.	0/0	1/1
4th Down Pct.	0.0%	100.0%
Total Net Yards	356	374
Avg. Per Game	356.0	374.0
Total Plays	66	77
Avg. Per Play	5.4	4.9
Net Yards Rushing	100	149
Avg. Per Game	100.0	149.0
Total Rushes	33	37
Net Yards Passing	256	225
Avg. Per Game	256.0	225.0
Sacked/Yards Lost	1/3	2/19
Gross Yards	259	244
Attempts/Completions	32/18	38/22
Completion Pct.	56.3%	57.9%
Had Intercepted	2	1

Punts/Avg.	6/43.2	7/37.6
Net Punting Avg.	6/41.5	7/32.3
Penalties/Yards Lost	9/76	6/39
Fumbles/Lost	3/1	2/2
Touchdowns	2	2
Rushing	0	1
Passing	2	1
Returns	0	0
Time of Possession	31:43	34:05

RUSHING	ATT	YDS	AVG	LG	TD
Mack, Kevin	26	94	3.6	15	0
Kosar, Bernie	4	3	0.8	3	0
Fontenot, Herman	3	3	1.0	4	0
Browns	33	100	3.0	15	0
Opponents	37	149	4.0	34	1

RECEIVING	NO	YDS	AVG	LG	TD
Fontenot, Herman	7	66	9.4	24	1
Brennan, Brian	4	72	18.0	48t	1
Langhorne, Reggie	2	35	17.5	22	0
Mack, Kevin	2	20	10.0	12	0
Weathers, Clarence	1	42	42.0	42	0
Slaughter, Webster	1	20	20.0	20	0
Byner, Earnest	1	4	4.0	4	0
Browns	19	210	11.1	27t	2
Opponents	20	385	19.2	70t	3

INTERCEPTIONS	NO	YDS	AVG	LG	TD
Harper, Mark	1	0	0.0	0	0
Browns	1	0	0.0	0	0
Opponents	2	40	20.0	26	0

PUNTING	NO	YDS	AVG	IN20	TB	LG	BLK
Gossett, Jeff	6	259	43.2	2	1	58	0
Browns	6	259	43.2	2	1	58	0
Opponents	7	263	37.6	2	0	48	0

PUNT RETURNS	NO	FC	YDS	AVG	LG	TD
McNeil, Gerald	3	1	37	12.3	18	0
Browns	3	1	37	12.3	18	0
Opponents	3	1	10	3.3	4	0

KICKOFF RETURNS	NO	YDS	AVG	LG	TD
McNeil, Gerald	4	80	20.0	30	0
Fontenot, Herman	2	25	12.5	14	0
Browns	6	105	17.5	30	0
Opponents	5	33	6.6	14	0

FIELD GOALS	1-19	20-29	30-39	40-49	50+	TOTAL
Moseley, Mark	0/0	2/2	0/0	0/0	0/0	2/2
Browns	0/0	2/2	0/0	0/0	0/0	2/2
Opponents	1/1	1/1	1/1	0/0	0/0	3/3

ATTENDANCE

79,915

PASSING	ATT	COMP	YDS	PCT	AVG/ATT	TD	TD%	INT	LG	RATING
Kosar, Bernie	32	18	259	56.3	8.09	2	6.2	2	48t	77.4
Browns	32	18	259	56.3	8.09	2	6.2	2	48t	77.4
Opponents	38	22	244	57.9	6.42	1	2.6	1	28	74.8



JAN. 9, 1988

AFC DIVISIONAL PLAYOFF

CLEVELAND 38, INDIANAPOLIS 21—Bernie Kosar passed for 229 yards and 3 touchdowns to lead the Browns over the Colts. Kosar (10 yards to Earnest Byner and 39 yards to Reggie Langhorne) and the Colts' Jack Trudeau (2 yards to Pat Beach and 19 yards to Eric Dickerson) traded scoring passes as the teams battled to a 14-14 halftime tie. In the third quarter, Byner, who finished with 122 rushing yards, ran 2 yards for a score to cap an 86-yard drive and give the Browns a lead they did not relinquish. Kosar's third scoring strike highlighted the Browns' 17-point fourth quarter.

TEAM	1ST	2ND	3RD	4TH	OT	TOT
Indianapolis	7	7	0	7	0	21
Cleveland	7	7	7	17	0	38

SCORING SUMMARY

Cle — Byner 10 pass from Kosar (Bahr kick)
 Ind — Beach 2 pass from Trudeau (Biasucci kick)
 Cle — Langhorne 39 pass from Kosar (Bahr kick)
 Ind — Dickerson 19 pass from Trudeau (Biasucci kick)
 Cle — Byner 2 run (Bahr kick)
 Cle — FG Bahr 22
 Cle — Brennan 2 pass from Kosar (Bahr kick)
 Ind — Bentley 1 run (Biasucci kick)
 Cle — Minnifield 48 interception return (Bahr kick)

TEAM STATISTICS	BROWNS	COLTS
Total First Downs	25	23
Rushing	10	4
Passing	13	16
Penalty	2	3
3rd Down: Made/Att.	11/14	7/12
3rd Down Pct.	78.6%	58.3%
4th Down: Made/Att.	0/0	0/1
4th Down Pct.	0.0%	0.0%
Total Net Yards	404	315
Avg. Per Game	404.0	315.0
Total Plays	65	62
Avg. Per Play	6.2	5.1
Net Yards Rushing	175	63
Avg. Per Game	175.0	63.0
Total Rushes	34	21
Net Yards Passing	229	252
Avg. Per Game	229.0	252.0
Sacked/Yards Lost	0/0	2/14
Gross Yards	229	266
Attempts/Completions	31/20	39/22
Completion Pct.	64.9%	56.4%
Had Intercepted	1	2
Punts/Avg.	1/37.0	4/43.8
Net Punting Avg.	1/37.0	4/35.8
Penalties/Yards Lost	4/20	7/75
Fumbles/Lost	2/0	1/0
Touchdowns	5	3
Rushing	1	1

Passing	3	2
Returns	1	0
Time of Possession	32:26	27:34

RUSHING	ATT	YDS	AVG	LG	TD
Byner, Earnest	23	122	5.3	25	1
Mack, Kevin	6	38	6.3	27	0
Manoa, Tim	4	10	2.5	6	0
Kosar, Bernie	1	5	5.0	5	0
Browns	34	175	5.1	27	1
Opponents	21	63	3.0	14	1

RECEIVING	NO	YDS	AVG	LG	TD
Newsome, Ozzie	4	65	16.2	22	0
Byner, Earnest	4	36	9.0	16	1
Brennan, Brian	3	25	8.3	13	1
Mack, Kevin	3	17	5.6	6	0
Fontenot, Herman	2	20	10.0	11	0
Langhorne, Reggie	1	39	39.0	39t	1
Slaughter, Webster	1	14	14.0	14	0
McNeil, Gerald	1	8	8.0	8	0
Weathers, Clarence	1	5	5.0	5	0
Browns	20	229	11.5	39t	3
Opponents	22	266	12.1	29	2

INTERCEPTIONS	NO	YDS	AVG	LG	TD
Minnifield, Frank	1	48	48.0	48t	1
Wright, Felix	1	0	0.0	0	0
Browns	2	48	24.0	48t	1
Opponents	1	0	0.0	0	0

PUNTING	NO	YDS	AVG	IN20	TB	LG	BLK
Johnson, Lee	1	37	37.0	1	0	37	0
Browns	1	37	37.0	1	0	37	0
Opponents	4	175	43.8	0	0	58	0

PUNT RETURNS	NO	FC	YDS	AVG	LG	TD
McNeil, Gerald	3	0	32	10.6	16	0
Browns	3	0	32	10.6	16	0
Opponents	0	0	0	0.0	0	0

KICKOFF RETURNS	NO	YDS	AVG	LG	TD
McNeil, Gerald	1	18	18.0	18	0
Fontenot, Herman	1	3	3.0	3	0
Browns	2	21	10.5	18	0
Opponents	7	124	17.7	38	0

FIELD GOALS	1-19	20-29	30-39	40-49	50+	TOTAL
Bahr, Matt	0/0	1/1	0/0	0/0	0/0	1/1
Browns	0/0	1/1	0/0	0/0	0/0	1/1
Opponents	0/0	0/0	0/0	0/0	0/0	0/0

ATTENDANCE

78,586

PASSING	ATT	COMP	YDS	PCT	AVG/ATT	TD	TD%	INT	LG	RATING
Kosar, Bernie	31	20	229	64.9	7.39	3	10.3	1	39t	105.4
Browns	31	20	229	64.9	7.39	3	10.3	1	39t	105.4
Opponents	39	22	266	54.6	6.82	2	1.9	2	29	73.2



JAN. 17, 1988

AFC CHAMPIONSHIP GAME

DENVER 38, CLEVELAND 33—Jeremiah Castille's fumble recovery at the 3-yard line with 1:05 to play preserved the Broncos' victory over the Browns. Denver built leads of 21-3 and 28-10 before Cleveland stormed back behind quarterback Bernie Kosar to tie the game at 31-31. The Broncos answered with a 75-yard drive, capped by John Elway's 20-yard scoring pass to Sammy Winder, to take a 38-31 lead with 4:01 left. The Browns took the ensuing kickoff and drove 67 yards to the Browns' 8, where Earnest Byner took a handoff and had a clear path to the tying score. But Castille stripped the ball from Byner, then recovered it at the 3-yard line to dash the Browns' hopes. Kosar completed 26 of 41 passes for 356 yards and 3 touchdowns, while Elway passed for 281 yards and 3 touchdowns.

TEAM	1ST	2ND	3RD	4TH	OT	TOT
Cleveland	0	3	21	9	0	— 33
Denver	14	7	10	7	0	— 38

SCORING SUMMARY

- Den — Nattiel 8 pass from Elway (Karlis kick)
- Den — Sewell 1 run (Karlis kick)
- Cle — FG Bahr 24
- Den — Lang 1 run (Karlis kick)
- Cle — Langhorne 18 pass from Kosar (Bahr kick)
- Den — Jackson 80 pass from Elway (Karlis kick)
- Cle — Byner 32 pass from Kosar (Bahr kick)
- Cle — Byner 4 run (Bahr kick)
- Den — FG Karlis 38
- Cle — Slaughter 4 pass from Kosar (Bahr kick)
- Den — Winder 20 pass from Elway (Karlis kick)
- Cle — Safety, Horan ran out of end zone

TEAM STATISTICS	BROWNS	BRONCOS
Total First Downs	25	24
Rushing	8	10
Passing	15	11
Penalty	2	3
3rd Down: Made/Att.	8/14	7/14
3rd Down Pct.	57.0%	50.0%
4th Down: Made/Att.	1/1	0/1
4th Down Pct.	100.0%	0.0%
Total Net Yards	464	412
Avg. Per Game	404.0	315.0
Total Plays	70	67
Avg. Per Play	6.6	6.1
Net Yards Rushing	128	156
Avg. Per Game	128.0	156.0
Total Rushes	27	39
Net Yards Passing	336	256
Avg. Per Game	336.0	256.0
Sacked/Yards Lost	2/20	2/25
Gross Yards	356	281
Attempts/Completions	41/26	26/14
Completion Pct.	63.4%	53.8%
Had Intercepted	1	1

Punts/Avg.	2/48.0	3/33.7
Net Punting Avg.	2/41.5	3/25.7
Penalties/Yards Lost	7/59	7/44
Fumbles/Lost	3/3	2/1
Touchdowns	4	5
Rushing	1	2
Passing	3	3
Returns	0	0
Time of Possession	31:37	28:23

RUSHING	ATT	YDS	AVG	LG	TD
Byner, Earnest	15	67	4.5	16	1
Mack, Kevin	12	61	5.1	14	0
Browns	27	128	4.7	16	1
Opponents	39	156	4.0	42	2

RECEIVING	NO	YDS	AVG	LG	TD
Byner, Earnest	7	120	17.1	53	1
Slaughter, Webster	4	53	13.2	24	1
Brennan, Brian	4	48	12.0	19	0
Mack, Kevin	4	28	7.0	9	0
Newsome, Ozzie	3	35	11.6	25	0
Langhorne, Reggie	2	48	24.0	30	1
Weathers, Clarence	1	19	19.0	19	0
Tennell, Derek	1	5	5.0	5	0
Browns	26	356	13.7	53	3
Opponents	14	281	20.1	80t	3

INTERCEPTIONS	NO	YDS	AVG	LG	TD
Wright, Felix	1	13	13.0	13	0
Browns	1	13	13.0	13	0
Opponents	1	0	0.0	0	0

PUNTING	NO	YDS	AVG	IN20	TB	LG	BLK
Johnson, Lee	2	96	48.0	0	0	59	0
Browns	2	96	48.0	0	0	59	0
Opponents	3	101	33.7	0	0	44	0

PUNT RETURNS	NO	FC	YDS	AVG	LG	TD
McNeil, Gerald	2	0	24	12.0	17	0
Browns	2	0	24	12.0	17	0
Opponents	2	0	13	6.5	10	0

KICKOFF RETURNS	NO	YDS	AVG	LG	TD
McNeil, Gerald	5	94	18.8	28	0
Browns	5	94	18.8	28	0
Opponents	3	43	14.3	23	0

FIELD GOALS	1-19	20-29	30-39	40-49	50+	TOTAL
Bahr, Matt	0/0	1/1	0/0	0/1	0/0	1/2
Browns	0/0	1/1	0/0	0/1	0/0	1/2
Opponents	0/0	0/0	1/1	0/0	0/1	1/2

ATTENDANCE

75,993

PASSING	ATT	COMP	YDS	PCT	AVG/ATT	TD	TD%	INT	LG	RATING
Kosar, Bernie	41	26	356	63.4	8.68	3	7.3	1	53	105.3
Browns	41	26	356	63.4	8.68	3	7.3	1	53	105.3
Opponents	26	14	281	53.8	10.80	3	11.5	1	80t	114.3

YEAR-BY-YEAR
1987 AFC
Championship Game



DEC. 24, 1988
AFC WILD CARD

HOUSTON 24, CLEVELAND 23—Allen Pinkett scored twice and Warren Moon led a 10-point rally in the fourth quarter in the Oilers' victory. Pinkett gave Houston a 14-3 lead by scoring 2 touchdowns within a 15-second span in the second quarter. After Mike Pagel hit Webster Slaughter to give Cleveland a 16-14 lead, Moon led Houston on a 76-yard drive for the go-ahead touchdown and a short drive for a field goal that proved to be the difference. Moon passed for 213 yards, while Pinkett led all rushers with 82 yards.

TEAM	1ST	2ND	3RD	4TH	OT	TOT
Houston	0	14	0	10	0	— 24
Cleveland	3	6	7	7	0	— 23

SCORING SUMMARY

- Cle — FG Bahr 33
- Hou — Pinkett 14 pass from Moon (Zendejas kick)
- Hou — Pinkett 16 run (Zendejas kick)
- Cle — FG Bahr 26
- Cle — FG Bahr 28
- Cle — Slaughter 14 pass from Pagel (Bahr kick)
- Hou — White 1 run (Zendejas kick)
- Hou — FG Zendejas 49
- Cle — Slaughter 2 pass from Pagel (Bahr kick)

TEAM STATISTICS	BROWNS	OILERS
Total First Downs	19	19
Rushing	4	7
Passing	11	12
Penalty	4	0
3rd Down: Made/Att.	5/12	8/14
3rd Down Pct.	41.7%	57.1%
4th Down: Made/Att.	0/0	0/0
4th Down Pct.	0.0%	0.0%
Total Net Yards	260	334
Avg. Per Game	260.0	334.0
Total Plays	54	62
Avg. Per Play	4.8	5.4
Net Yards Rushing	68	129
Avg. Per Game	68.0	129.0
Total Rushes	26	35
Net Yards Passing	192	205
Avg. Per Game	192.0	205.0
Sacked/Yards Lost	0/0	1/8
Gross Yards	192	213
Attempts/Completions	28/19	26/16
Completion Pct.	67.9%	61.5%
Had Intercepted	1	3
Punts/Avg.	3/35.3	3/37.7
Net Punting Avg.	3/35.3	3/28.7
Penalties/Yards Lost	9/75	13/118
Fumbles/Lost	1/1	2/0
Touchdowns	2	3

Rushing	0	2
Passing	2	1
Returns	0	0
Time of Possession	26:36	33:24

RUSHING	ATT	YDS	AVG	LG	TD
Byner, Earnest	9	57	6.3	16	0
Mack, Kevin	12	14	1.2	7	0
Strock, Don	1	0	0.0	0	0
Pagel, Mike	1	-1	-1.0	-1	0
Fontenot, Herman	3	-2	-0.7	5	0
Browns	26	68	2.6	16	0
Opponents	35	129	3.7	27	2

RECEIVING	NO	YDS	AVG	LG	TD
Langhorne, Reggie	6	57	9.5	17	0
Slaughter, Webster	5	58	11.6	18	2
Byner, Earnest	3	10	3.3	8	0
Brennan, Brian	2	34	17.0	25	0
Weathers, Clarence	2	27	13.5	18	0
Mack, Kevin	1	6	6.0	6	0
Browns	19	192	10.1	25	2
Opponents	16	213	13.3	35	1

INTERCEPTIONS	NO	YDS	AVG	LG	TD
Wright, Felix	2	32	16.0	19	0
Harper, Mark	1	17	17.0	17	0
Browns	3	49	16.3	19	0
Opponents	1	0	0.0	0	0

PUNTING	NO	YDS	AVG	IN20	TB	LG	BLK
Runager, Max	3	106	35.3	3	0	43	0
Browns	3	106	35.3	3	0	43	0
Opponents	3	113	37.7	0	0	42	0

PUNT RETURNS	NO	FC	YDS	AVG	LG	TD
McNeil, Gerald	3	0	27	9.0	13	0
Browns	3	0	27	9.0	13	0
Opponents	0	2	0	0.0	0	0

KICKOFF RETURNS	NO	YDS	AVG	LG	TD
Young, Glen	2	58	29.0	33	0
McNeil, Gerald	1	17	17.0	17	0
Browns	3	75	25.0	33	0
Opponents	5	72	14.4	20	0

FIELD GOALS	1-19	20-29	30-39	40-49	50+	TOTAL
Bahr, Matt	0/0	2/2	1/1	0/0	0/0	3/3
Browns	0/0	2/2	1/1	0/0	0/0	3/3
Opponents	0/0	0/0	0/0	1/1	0/0	1/1

ATTENDANCE
74,977

PASSING	ATT	COMP	YDS	PCT	AVG/ATT	TD	TD%	INT	LG	RATING
Pagel, Mike	25	17	179	68.0	7.16	2	8.0	1	25	98.6
Strock, Don	3	2	13	66.7	4.33	0	0.0	0	7	75.7
Browns	28	19	192	67.9	6.86	2	7.1	1	25	96.1
Opponents	26	16	213	61.5	8.19	1	3.8	3	35	60.7

YEAR-BY-YEAR
1988 AFC Wild Card
Playoff Game



JAN. 6, 1990

AFC DIVISIONAL PLAYOFF

CLEVELAND 34, BUFFALO 30—Clay Matthews' interception at the 1-yard line with 3 seconds to play preserved the Browns' win over the Bills. Buffalo quarterback Jim Kelly passed for 405 yards and 4 touchdowns, while his Cleveland counterpart, Bernie Kosar, had 3 scoring strikes. After the Bills pulled within 24-21 in the third quarter, Browns rookie Eric Metcalf returned the ensuing kickoff 90 yards for a touchdown and a 31-21 lead. The teams traded field goals, and then Kelly's fourth scoring pass made it 34-30. But the Bills missed the extra point, a mistake that proved crucial on their final drive when they had to try for the end zone instead of kicking a potential tying field goal.

TEAM	1ST	2ND	3RD	4TH	OT	TOT
Buffalo	7	7	7	9	0	— 30
Cleveland	3	14	14	3	0	— 34

SCORING SUMMARY

Buf — Reed 72 pass from Kelly (Norwood kick)
 Cle — FG Bahr 45
 Cle — Slaughter 52 pass from Kosar (Bahr kick)
 Buf — Lofton 33 pass from Kelly (Norwood kick)
 Cle — Middleton 3 pass from Kosar (Bahr kick)
 Cle — Slaughter 44 pass from Kosar (Bahr kick)
 Buf — Thomas 6 pass from Kelly (Norwood kick)
 Cle — Metcalf 90 kickoff return (Bahr kick)
 Buf — FG Norwood 30
 Cle — FG Bahr 47
 Buf — Thomas 3 pass from Kelly (kick failed)

TEAM STATISTICS	BROWNS	BILLS
Total First Downs	18	25
Rushing	10	2
Passing	8	20
Penalty	0	3
3rd Down: Made/Att.	6/13	6/15
3rd Down Pct.	46.1%	40.0%
4th Down: Made/Att.	1/1	2/3
4th Down Pct.	100.0%	66.6%
Total Net Yards	325	453
Avg. Per Game	325.0	453.0
Total Plays	61	73
Avg. Per Play	5.3	6.2
Net Yards Rushing	90	49
Avg. Per Game	90.0	49.0
Total Rushes	30	18
Net Yards Passing	235	404
Avg. Per Game	235.0	404.0
Sacked/Yards Lost	2/16	1/1
Gross Yards	251	405
Attempts/Completions	29/20	54/28
Completion Pct.	68.9%	51.8%
Had Intercepted	0	2
Punts/Avg.	3/37.7	3/41.3
Net Punting Avg.	3/36.3	3/41.3
Penalties/Yards Lost	5/30	6/35
Fumbles/Lost	1/1	2/1

Touchdowns	4	4
Rushing	0	0
Passing	3	4
Returns	1	0
Time of Possession	34:16	25:44

RUSHING	ATT	YDS	AVG	LG	TD
Mack, Kevin	12	62	5.2	15	0
Redden, Barry	6	13	2.2	9	0
Metcalf, Eric	4	2	0.5	3	0
Manoa, Tim	3	6	2.0	2	0
Kosar, Bernie	3	-1	-0.3	1	0
Tilman, Lawyer	1	8	8.0	8	0
Langhorne, Reggie	1	0	0.0	0	0
Browns	30	90	3.0	15	0
Opponents	18	49	2.7	7	0

RECEIVING	NO	YDS	AVG	LG	TD
Langhorne, Reggie	6	48	8.0	16	0
Newsome, Ozzie	4	35	8.7	12	0
Slaughter, Webster	3	114	38.0	52t	2
Middleton, Ron	3	12	4.0	5	1
Mack, Kevin	2	19	9.5	14	0
Brennan, Brian	1	15	15.0	15	0
Metcalf, Eric	1	8	8.0	8	0
Browns	20	251	12.5	52t	3
Opponents	28	405	14.5	72t	4

INTERCEPTIONS	NO	YDS	AVG	LG	TD
Harper, Mark	1	0	0.0	0	0
Matthews, Clay	1	0	0.0	0	0
Browns	2	0	0.0	0	0
Opponents	0	0	0.0	0	0

PUNTING	NO	YDS	AVG	IN20	TB	LG	BLK
Wagner, Bryan	3	113	37.7	0	0	42	0
Browns	3	113	37.7	0	0	42	0
Opponents	3	124	41.3	0	0	46	0

PUNT RETURNS	NO	FC	YDS	AVG	LG	TD
McNeil, Gerald	2	1	7	3.5	7	0
Browns	2	1	7	3.5	7	0
Opponents	1	0	4	0.0	4	0

KICKOFF RETURNS	NO	YDS	AVG	LG	TD
Metcalf, Eric	4	159	39.7	90t	1
Oliphant, Mike	2	21	10.5	12	0
Browns	6	180	30.0	90t	1
Opponents	5	105	21.0	32	0

FIELD GOALS	1-19	20-29	30-39	40-49	50+	TOTAL
Bahr, Matt	0/0	0/0	0/0	2/3	0/0	2/3
Browns	0/0	0/0	0/0	2/3	0/0	2/3
Opponents	0/0	0/0	1/1	0/0	0/0	1/1

ATTENDANCE
77,706

PASSING	ATT	COMP	YDS	PCT	AVG/ATT	TD	TD%	INT	LG	RATING
Kosar, Bernie	29	20	251	68.9	8.65	3	10.3	0	52t	130.1
Browns	29	20	251	68.9	8.65	3	10.3	0	52t	130.1
Opponents	54	28	405	51.8	7.50	4	7.4	2	72t	85.8

YEAR-BY-YEAR
 1999 AFC Divisional
 Playoff Game



JAN. 14, 1990

AFC CHAMPIONSHIP GAME

DENVER 37, CLEVELAND 21—John Elway passed for 385 yards and 3 touchdowns to lead the Broncos to their third AFC title in four seasons. Elway tossed touchdown passes of 70 yards to wide receiver Michael Young and 5 yards to tight end Orson Mobley to help Denver build a 24-7 third-quarter lead. After Cleveland scored 2 quick touchdowns to pull close at 24-21, the Broncos answered by scoring on three of their four possessions in the fourth quarter. Elway hit Sammy Winder with a 39-yard touchdown, then David Treadwell kicked 34- and 31-yard field goals to clinch the victory. Elway completed 20 of 36 passes, and set club records for passing yards and total offense (424).

TEAM	1ST	2ND	3RD	4TH	OT	TOT
Cleveland	0	0	21	0	0	— 21
Denver	3	7	14	13	0	— 37

SCORING SUMMARY

Den — FG Treadwell 39
 Den — Young 70 pass from Elway (Treadwell kick)
 Cle — Brennan 27 pass from Kosar (Bahr kick)
 Den — Mobley 5 pass from Elway (Treadwell kick)
 Den — Winder 7 run (Treadwell kick)
 Cle — Brennan 10 pass from Kosar (Bahr kick)
 Cle — Manoa 2 run (Bahr kick)
 Den — Winder 39 pass from Elway (Treadwell kick)
 Den — FG Treadwell 34
 Den — FG Treadwell 31

TEAM STATISTICS	BROWNS	BRONCOS
Total First Downs	14	22
Rushing	3	6
Passing	11	14
Penalty	0	2
3rd Down: Made/Att.	3/13	9/18
3rd Down Pct.	23.0%	50.0%
4th Down: Made/Att.	0/1	0/0
4th Down Pct.	0.0%	0.0%
Total Net Yards	256	497
Avg. Per Game	256.0	497.0
Total Plays	62	76
Avg. Per Play	4.1	6.5
Net Yards Rushing	66	120
Avg. Per Game	66.0	120.0
Total Rushes	14	39
Net Yards Passing	190	377
Avg. Per Game	190.0	377.0
Sacked/Yards Lost	4/20	1/8
Gross Yards	210	385
Attempts/Completions	44/19	36/20
Completion Pct.	43.2%	55.5%
Had Intercepted	3	0
Punts/Avg.	8/42.3	5/46.4
Net Punting Avg.	8/37.8	5/45.0
Penalties/Yards Lost	8/55	1/5

Fumbles/Lost	3/0	2/2
Touchdowns	3	4
Rushing	1	1
Passing	2	3
Returns	0	0
Time of Possession	23:07	36:53

RUSHING	ATT	YDS	AVG	LG	TD
Mack, Kevin	6	36	6.0	19	0
Metcalfe, Eric	3	4	1.3	2	0
Kosar, Bernie	2	22	11.0	16	0
Manoa, Tim	2	5	2.5	3	1
Langhorne, Reggie	1	-1	-1.0	-1	0
Browns	14	66	4.7	19	1
Opponents	39	120	3.1	25	1

RECEIVING	NO	YDS	AVG	LG	TD
Langhorne, Reggie	5	78	15.6	27	0
Brennan, Brian	5	58	11.6	27t	2
Slaughter, Webster	3	36	12.0	16	0
Mack, Kevin	2	8	4.0	5	0
Metcalfe, Eric	2	7	3.5	4	0
Tillman, Lawyer	1	15	15.0	15	0
Manoa, Tim	1	8	8.0	8	0
Browns	19	210	11.1	27t	2
Opponents	20	385	19.2	70t	3

INTERCEPTIONS	NO	YDS	AVG	LG	TD
Browns	0	0	0.0	0	0
Opponents	0	0	0.0	0	0

PUNTING	NO	YDS	AVG	IN20	TB	LG	BLK
Wagner, Bryan	8	338	42.3	1	1	52	0
Browns	8	338	42.3	1	1	52	0
Opponents	5	232	46.4	1	2	61	0

PUNT RETURNS	NO	FC	YDS	AVG	LG	TD
McNeil, Gerald	1	1	7	7.0	7	0
Browns	1	1	7	7.0	7	0
Opponents	4	0	36	9.0	11	0

KICKOFF RETURNS	NO	YDS	AVG	LG	TD
Metcalfe, Eric	6	118	19.6	28	0
Jones, Keith	1	12	12.0	12	0
Browns	7	130	18.6	28	0
Opponents	0	0	0.0	0	0

FIELD GOALS	1-19	20-29	30-39	40-49	50+	TOTAL
Bahr, Matt	0/0	0/0	0/0	0/0	0/0	0/0
Browns	0/0	0/0	0/0	0/0	0/0	0/0
Opponents	0/0	1/1	2/2	0/0	0/1	3/4

ATTENDANCE

76,046

PASSING	ATT	COMP	YDS	PCT	AVG/ATT	TD	TD%	INT	LG	RATING
Kosar, Bernie	44	19	210	43.2	4.77	2	4.5	3	27t	44.6
Browns	44	19	210	43.2	4.77	2	4.5	3	27t	44.6
Opponents	36	20	385	55.5	10.69	3	8.3	0	70t	120.7



JAN. 1, 1995
AFC WILD CARD

CLEVELAND 20, NEW ENGLAND 13—Vinny Testaverde threw for 268 yards and 1 touchdown and the Browns survived a late scare to beat the Patriots. After Matt Stover's 21-yard field goal with 3:36 remaining gave Cleveland a 20-10 advantage, the Patriots marched from their own 22-yard line to the Browns' 15. The drive stalled there, and Matt Bahr trimmed New England's deficit to seven points with a 33-yard field goal at the 1:30 mark. The Patriots recovered the ensuing onside kick and picked up a first down before four consecutive incompletions from their 48-yard line ended their comeback hopes. Testaverde completed 20 of 30 passes for the Browns, including a 5-yard touchdown to Mark Carrier in the second quarter. Michael Jackson caught 7 passes for 122 yards. Drew Bledsoe completed only 21 of 50 passes for 235 yards for New England and was intercepted 3 times.

TEAM	1ST	2ND	3RD	4TH	OT	TOT
New England	0	10	0	3	0	— 13
Cleveland	3	7	7	3	0	— 20

SCORING SUMMARY

- Cle — FG Stover 30
- NE — Thompson 13 pass from Bledsoe (Bahr kick)
- Cle — Carrier 5 pass from Testaverde (Stover kick)
- NE — FG Bahr 23
- Cle — Hoard 10 run (Stover kick)
- Cle — FG Stover 21
- NE — FG Bahr 33

TEAM STATISTICS	BROWNS	PATRIOTS
Total First Downs	22	20
Rushing	8	6
Passing	14	14
Penalty	0	0
3rd Down: Made/Att.	5/12	5/14
3rd Down Pct.	41.6%	35.9%
4th Down: Made/Att.	0/0	2/3
4th Down Pct.	0.0%	66.6%
Total Net Yards	379	303
Avg. Per Game	379.0	303.0
Total Plays	66	68
Avg. Per Play	5.7	4.5
Net Yards Rushing	125	57
Avg. Per Game	125.0	57.0
Total Rushes	34	16
Net Yards Passing	254	246
Avg. Per Game	254.0	246.0
Sacked/Yards Lost	2/14	1/10
Gross Yards	268	256
Attempts/Completions	30/20	51/22
Completion Pct.	66.6%	43.1%
Had Intercepted	0	3
Punts/Avg.	3/37.7	4/42.3
Net Punting Avg.	3/36.0	4/42.3
Penalties/Yards Lost	4/25	3/21
Fumbles/Lost	2/1	0/0

Touchdowns	2	1
Rushing	1	0
Passing	1	1
Returns	0	0
Time of Possession	35:42	24:18

RUSHING	ATT	YDS	AVG	LG	TD
Hoard, Leroy	17	66	3.9	10	1
Byner, Earnest	10	30	3.0	5	0
Testaverde, Vinny	5	19	3.8	9	0
Metcalf, Eric	2	10	5.0	7	0
Browns	34	125	3.7	10	1
Opponents	16	57	3.6	11	0

RECEIVING	NO	YDS	AVG	LG	TD
Jackson, Michael	7	122	17.4	36	0
Alexander, Derrick	5	69	13.8	23	0
Hartley, Frank	2	17	8.5	12	0
Byner, Earnest	2	16	8.0	10	0
Carrier, Mark	2	13	6.5	8	1
Hoard, Leroy	1	25	25.0	25	0
Kinchen, Brian	1	6	6.0	6	0
Browns	20	268	13.4	36	1
Opponents	22	256	11.6	24	1

INTERCEPTIONS	NO	YDS	AVG	LG	TD
Turner, Eric	1	28	28.0	28	0
Riddick, Louis	1	16	16.0	16	0
Johnson, Pepper	1	3	3.0	3	0
Browns	3	49	16.3	19	0
Opponents	1	0	0.0	0	0

PUNTING	NO	YDS	AVG	IN20	TB	LG	BLK
Tupa, Tom	3	113	37.7	0	1	45	0
Browns	3	113	37.7	0	1	45	0
Opponents	4	169	42.3	3	0	51	0

PUNT RETURNS	NO	FC	YDS	AVG	LG	TD
Metcalf, Eric	1	1	1	1.0	1	0
Browns	1	1	1	1.0	1	0
Opponents	2	0	5	2.5	5	0

KICKOFF RETURNS	NO	YDS	AVG	LG	TD
Metcalf, Eric	2	46	23.0	27	0
Kinchen, Brian	1	24	24.0	24	0
Browns	1	24	24.0	24	0
Opponents	5	99	19.9	28	0

FIELD GOALS	1-19	20-29	30-39	40-49	50+	TOTAL
Stover, Matt	0/0	1/1	1/1	0/1	0/1	2/4
Browns	0/0	1/1	1/1	0/1	0/1	2/4
Opponents	0/0	1/1	1/1	0/0	0/0	2/2

ATTENDANCE

77,452

PASSING	ATT	COMP	YDS	PCT	AVG/ATT	TD	TD%	INT	LG	RATING
Testaverde, Vinny	30	20	268	66.7	8.93	1	3.3	0	36	105.9
Browns	30	20	268	66.7	8.93	1	3.3	0	36	105.9
Opponents	51	22	256	43.1	5.01	1	1.9	3	24	40.9



JAN. 7, 1995

AFC DIVISIONAL PLAYOFF

PITTSBURGH 29, CLEVELAND 9—The Steelers scored on their first three possessions to open a 17-0 lead and went on to defeat the Browns for the third time this season. Pittsburgh dominated the first playoff meeting ever between these long-time rivals (they've played each other twice a year in the regular season since 1950), rushing for 238 yards while amassing 424 total yards and maintaining possession for 42:37 of the game's 60 minutes. Barry Foster ran for 133 yards on 24 carries, and rookie Byron (Bam) Morris added 60 yards on 22 attempts. Neil O'Donnell was efficient, completing 8 of his first 9 passes and finishing with 16 completions in 23 attempts for 186 yards. He threw a 2-yard touchdown pass to tight end Eric Green early in the second quarter and put the game out of reach with a 9-yard touchdown pass to Yancey Thigpen for a 24-3 lead just 16 seconds before halftime. That touchdown was set up by Tim McKyer's interception and 21-yard return to Cleveland's 6-yard line. It was 1 of 2 interceptions (safety Darren Perry had the other) of Vinny Testaverde, who was 13 of 31 for 144 yards. Testaverde received little help from Cleveland's running game, which managed only 55 yards. Ernie Mills caught 5 passes for 117 yards for the Steelers.

TEAM	1ST	2ND	3RD	4TH	OT	TOT
Cleveland	0	3	0	6	0	9
Pittsburgh	3	21	3	2	0	29

SCORING SUMMARY

Pit — FG Anderson 39

Pit — Green 2 pass from O'Donnell (Anderson kick)

Pit — J. Williams 26 run (Anderson kick)

Cle — FG Stover 22

Pit — Thigpen 9 pass from O'Donnell (Anderson kick)

Pit — FG Anderson 40

Cle — McCardell 20 pass from Testaverde (pass failed)

Pit — Safety, Lake sacked Testaverde in end zone

TEAM STATISTICS	BROWNS	STEELERS
Total First Downs	10	23
Rushing	3	14
Passing	6	9
Penalty	1	0
3rd Down: Made/Att.	2/11	8/15
3rd Down Pct.	18.1%	53.3%
4th Down: Made/Att.	1/2	0/0
4th Down Pct.	50.0%	0.0%
Total Net Yards	186	424
Avg. Per Game	186.0	424.0
Total Plays	50	74
Avg. Per Play	3.7	5.7
Net Yards Rushing	55	238
Avg. Per Game	55.0	238.0
Total Rushes	17	51
Net Yards Passing	131	186
Avg. Per Game	131.0	186.0
Sacked/Yards Lost	2/13	0/0
Gross Yards	144	186
Attempts/Completions	31/13	23/16

Completion Pct.	41.9%	69.5%
Had Intercepted	2	0
Punts/Avg.	5/38.0	5/38.2
Net Punting Avg.	5/38.0	5/30.2
Penalties/Yards Lost	2/17	4/50
Fumbles/Lost	0/0	2/1
Touchdowns	1	3
Rushing	0	1
Passing	1	2
Returns	0	0
Time of Possession	17:33	42:27

RUSHING	ATT	YDS	AVG	LG	TD
Byner, Earnest	9	43	4.8	9	0
Hoard, Leroy	3	8	2.7	4	0
Metcalf, Eric	5	4	0.8	4	0
Browns	17	55	3.2	9	0
Opponents	51	238	4.7	28	1

RECEIVING	NO	YDS	AVG	LG	TD
Jackson, Michael	3	47	15.1	24	0
McCardell, Keenan	3	47	15.1	21	1
Metcalf, Eric	2	18	9.0	13	0
Carrier, Mark	2	8	4.0	4	0
Byner, Earnest	1	14	14.0	14	0
Hoard, Leroy	1	5	5.0	5	0
Kinchen, Brian	1	5	5.0	5	0
Browns	13	144	11.0	24	1
Opponents	16	186	11.6	50	2

INTERCEPTIONS	NO	YDS	AVG	LG	TD
Browns	0	0	0.0	0	0
Opponents	2	21	10.5	21	0

PUNTING	NO	YDS	AVG	IN20	TB	LG	BLK
Tupa, Tom	5	190	38.0	2	0	45	0
Browns	5	190	38.0	2	0	45	0
Opponents	5	191	38.2	1	1	48	0

PUNT RETURNS	NO	FC	YDS	AVG	LG	TD
Carrier, Mark	3	0	40	13.3	20	0
Browns	3	0	40	13.3	20	0
Opponents	1	0	0	0.0	0	0

KICKOFF RETURNS	NO	YDS	AVG	LG	TD
Metcalf, Eric	4	69	17.2	23	0
Baldwin, Randy	1	32	32.0	32	0
Browns	5	101	32.0	32	0
Opponents	3	30	10.0	18	0

FIELD GOALS	1-19	20-29	30-39	40-49	50+	TOTAL
Stover, Matt	0/0	1/1	0/0	0/0	0/0	1/1
Browns	0/0	1/1	0/0	0/0	0/0	1/1
Opponents	0/0	0/0	1/1	1/1	0/0	2/2

ATTENDANCE

58,185

PASSING	ATT	COMP	YDS	PCT	AVG/ATT	TD	TD%	INT	LG	RATING
Testaverde, Vinny	31	13	144	41.9	4.64	1	3.2	2	24	40.2
Browns	31	13	144	41.9	4.64	1	3.2	2	24	40.2
Opponents	23	16	186	69.5	8.08	2	8.6	0	50	122.7



JAN. 5, 2003

AFC WILD CARD

PITTSBURGH 36, CLEVELAND 33—The NFL's comeback player of the year, Tommy Maddox, led the Steelers to 29 points in the final 19 minutes to overcome a 17-point deficit. On the game's third play, Kelly Holcomb, starting in place of the injured Tim Couch, connected on an 83-yard pass to Kevin Johnson to set up William Green's 1-yard run. A muffed punt by Antwaan Randle El early in the second quarter was followed on the next play by Holcomb's 32-yard touchdown pass to Dennis Northcutt. Randle El redeemed himself five minutes later with a 66-yard punt return for a touchdown. The Browns led 17-7 at halftime, and when Northcutt returned a punt 59 yards and three plays later caught a 15-yard touchdown pass, the Browns had a 17-point lead with 12:11 left in the third quarter. Maddox engineered touchdown drives of 71 and 65 yards, sandwiched around a Browns' field goal, but Holcomb's 22-yard touchdown pass to Andre' Davis with 10:17 left gave Cleveland a 33-21 lead. Two possessions later, the Steelers drove 77 yards, with the benefit of three Browns defensive penalties, and cut the deficit to 33-28 on Maddox's 5-yard scoring pass to Hines Ward with 3:06 left. Faced with third-and-12 on the ensuing possession, Northcutt dropped Holcomb's pass for what would have been a first down, and the Browns punted. Needing 61 yards with 2:35 remaining, Maddox completed 2 passes each to Plaxico Burress and Ward, and Chris Fuamatu-Ma'afala scored from 3 yards out with 54 seconds left. The Browns reached the Steelers' 45 with seven seconds left, but Andre King could not get out of bounds on a 16-yard reception as time expired, thus denying Cleveland a game-tying field-goal opportunity. Maddox was 30 of 48 for 367 yards and 3 touchdowns, with 2 interceptions. Ward had 11 catches for 104 yards, and Burress added 6 receptions for 100 yards. Holcomb was 26 of 43 for 429 yards and 3 touchdowns, with 1 interception. Johnson had 4 catches for 140 yards.

TEAM	1ST	2ND	3RD	4TH	OT	TOT
Cleveland	7	10	7	9	0	33
Pittsburgh	0	7	7	22	0	36

SCORING SUMMARY

- Cle — Green 1 run (Dawson kick)
- Cle — Northcutt 32 pass from Holcomb (Dawson kick)
- Pit — Randle El 66 punt return (Reed kick)
- Cle — FG Dawson 31
- Cle — Northcutt 15 pass from Holcomb (Dawson kick)
- Pit — Burress 6 pass from Maddox (Reed kick)
- Cle — FG Dawson 24
- Pit — Tuman 3 pass from Maddox (Reed kick)
- Cle — Andre' Davis 22 pass from Holcomb (pass failed)
- Pit — Ward 5 pass from Maddox (Reed kick)
- Pit — Fuamatu-Ma'afala 3 run (Tuman pass from Randle El)

TEAM STATISTICS	BROWNS	STEELERS
Total First Downs	21	30
Rushing	2	3
Passing	18	24
Penalty	1	3
3rd Down: Made/Att.	8/17	3/10
3rd Down Pct.	47.0%	30.0%
4th Down: Made/Att.	0/0	0/0
4th Down Pct.	0.0%	0.0%
Total Net Yards	447	432
Total Plays	73	71
Avg. Per Play	6.1	6.1
Net Yards Rushing	38	89

Total Rushes	28	20
Avg. Per Rush	1.4	4.5
Net Yards Passing	409	343
Sacked/Yards Lost	2/20	3/24
Gross Yards	429	367
Attempts/Completions	43/26	48/30
Completion Pct.	60.4%	62.5%
Had Intercepted	1	2
Punts/Avg.	7/38.6	6/35.3
Net Punting Avg.	24.7	23.7
Penalties/Yards Lost	9/75	4/35
Fumbles/Lost	0/0	1/1
Touchdowns	4	5
Rushing	1	1
Passing	3	3
Returns	0	1
Time of Possession	33:02	26:58

RUSHING	ATT	YDS	AVG	LG	TD
Green, William	25	30	1.2	23	1
Northcutt, Dennis	1	5	5.0	5	0
Holcomb, Kelly	2	3	1.5	4	0
Browns	28	38	1.4	23	1
Opponents	20	89	4.5	36	1

RECEIVING	NO	YD	AVG	LG	TD
Northcutt, Dennis	6	92	15.3	32	2
White, Jamel	5	45	9.0	17	0
Johnson, Kevin	4	140	35.0	83	0
Campbell, Mark	3	31	10.3	16	0
Davis, Andre'	2	65	32.5	43	1
Morgan, Quincy	2	30	15.0	15	0
Green, William	2	8	4.0	7	0
King, Andre	1	16	16.0	16	0
Sanders, Darnell	1	2	2.0	2	0
Browns	26	429	16.5	83	3
Opponents	30	367	12.2	30	3

INTERCEPTIONS	NO	YDS	AVG	LG	TD
McCutcheon, Daylon	2	41	20.5	28	0
Browns	2	41	20.5	28	0
Opponents	1	14	14.0	14	0

PUNTING	NO	YDS	AVG	IN20	TB	LG	BLK
Gardocki, Chris	7	270	38.6	1	1	42	0
Browns	7	270	38.6	1	1	42	0
Opponents	6	212	35.3	1	0	39	0

PUNT RETURNS	NO	FC	YDS	AVG	LG	TD
Northcutt, Dennis	2	4	70	35.0	59	0
Browns	2	4	70	35.0	59	0
Opponents	4	2	77	19.3	66	1

KICKOFF RETURNS	NO	YDS	AVG	LG	TD
Davis, Andre'	3	48	16.0	19	0
Campbell, Mark	2	27	13.5	15	0
Browns	5	75	15.0	19	0
Opponents	6	86	14.3	20	0

FIELD GOALS	1-19	20-29	30-39	40-49	50+	TOTAL
Dawson, Phil	0/0	1/1	1/1	0/0	0/0	2/2
Browns	0/0	1/1	1/1	0/0	0/0	2/2
Opponents	0/0	0/0	0/0	0/1	0/0	0/1

ATTENDANCE

62,595

PASSING	ATT	COMP	YDS	PCT	AVG/ATT	TD	TD%	INT	LG	RATING
Holcomb, Kelly	43	26	429	60.4%	9.97	3	6.9	1	83	107.6
Browns	43	26	429	60.4%	9.97	3	6.9	1	83	107.6
Opponents	48	30	367	62.5%	7.64	3	6.2	2	30	89.5

2002 AFC Wild Card
Playoff Game



ALL-TIME ATTENDANCE

YEAR	HOME GAMES	HOME ATTEND	ROAD ATTEND	PRESEASON ATTEND	PLAYOFF ATTEND	TOTAL ATTEND
1946	7	339,962	206,060	35,964	40,469	622,455
1947	7	392,760	270,619	33,106	61,879	758,364
1948	7	318,619	270,728	43,279	22,981	655,607
1949	6	189,604	211,565	63,997	39,820	504,986
1950	6	200,319	232,361	125,642	62,805	621,127
1951	6	231,414	231,854	259,359	57,540	780,167
1952	6	240,204	200,656	116,310	50,934	608,104
1953	6	274,671	183,272	189,571	54,577	702,091
1954	6	183,476	200,101	182,255	43,827	609,659
1955	6	251,444	220,892	247,200	87,695	807,231
1956	6	221,648	161,887	302,221	—	685,756
1957	6	324,165	222,185	226,348	55,263	827,961
1958	6	370,781	264,375	224,602	61,174	920,932
1959	6	338,380	257,990	191,477	—	787,847
1960	6	337,972	234,767	*197,513	—	770,252
1961	7	426,886	268,909	173,603	—	869,398
1962	7	422,043	289,807	240,081	—	951,931
1963	7	487,430	331,642	*267,807	—	1,086,879
1964	7	549,334	337,929	218,544	79,544	1,185,351
1965	7	557,283	369,055	254,591	50,852	1,231,781
1966	7	544,250	389,783	246,708	—	1,180,741
1967	7	544,807	402,976	*295,514	70,786	1,314,083
1968	7	527,107	366,524	291,232	162,125	1,346,988
1969	7	578,360	380,442	283,248	117,221	1,359,271
1970	7	567,377	379,082	347,558	—	1,294,017
1971	7	541,505	381,467	334,051	74,082	1,331,105
1972	7	528,591	382,182	397,140	80,010	1,387,923
1973**	7	490,406	382,124	329,183	—	1,201,713
1974	7	424,412	319,684	200,904	—	945,000
1975	7	390,440	358,175	180,338	—	928,953
1976	7	472,602	310,340	183,434	—	966,376
1977	7	480,805	380,166	248,178	—	1,109,149
1978	8	510,046	397,891	127,918	—	1,035,855
1979	8	593,821	400,029	169,623	—	1,163,473
1980	8	620,496	419,834	197,991	77,655	1,315,976
1981	8	601,725	470,856	232,523	—	1,305,104
1982	4	251,314	245,350	209,598	56,555	762,817
1983	8	564,639	414,621	202,840	—	1,182,100
1984	8	458,433	345,159	162,367	—	965,959
1985	8	535,752	445,250	156,607	75,128	1,212,737
1986	8	583,739	452,237	192,060	158,021	1,386,057
1987	7	492,939	378,368	193,325	154,579	1,219,211
1988	8	615,545	469,029	238,380	74,977	1,397,931
1989	8	613,415	483,534	289,305	153,752	1,540,006
1990	8	568,093	516,085	233,158	—	1,317,336
1991	8	571,752	432,264	216,260	—	1,220,276
1992	8	560,417	416,269	203,012	—	1,179,698
1993	8	568,474	415,133	166,496	—	1,150,103
1994	8	559,582	492,141	197,793	135,637	1,385,153
1995	8	512,392	458,037	177,653	—	1,148,082
1999	8	580,934	482,769	297,883	—	1,361,586
2000	8	581,544	475,595	270,697	—	1,327,836
2001	8	583,094	506,492	280,694	—	1,370,280
2002	8	586,294	523,767	265,136	62,595	1,437,792
2003	8	585,564	553,876	268,108	—	1,407,548
2004	8	584,840	556,930	282,059	—	1,423,829
2005	8	578,330	502,742	255,658	—	1,336,730
2006	8	578,672	533,569	275,716	—	1,387,957
2007	8	584,006	526,080	275,716	—	1,385,802
TOTALS		27,190,903	21,187,426	12,693,818	2,222,483	63,294,630

* Includes Miami Playoff Bowl games at end of season.

** First year of new method of announcing attendance.



CLEVELAND BROWNS

TEAM SHOP



The Team Shop is located on the South side of Cleveland Browns Stadium and is the headquarters for all your official Cleveland Browns merchandise. The Team Shop offers a wide array of Cleveland Browns merchandise from customized authentic jerseys and sideline caps to women's and children's apparel.

The Cleveland Browns welcome you to pay with your Visa® card.




In-Season Shop Hours*
11:00 a.m. – 5:00 p.m. 7 days a week

Off-Season Shop Hours*
11:00 a.m. – 3:00 p.m. Wed. through Sun.

* All hours are subject to change.

Please call 440.824.3427 for updates.

Visit ClevelandBrownsTeamShop.com for more information!



RECORDS

THE NAME ON THE DOOR IS CLEVELAND | JOE THOMAS



SCORING

PLAYER	TD	PAT	FG	TOTAL
1. Lou Groza	1	641	234	1,349
2. Don Cockroft	0	432	216	1,080
3. Phil Dawson	1	237	182	789
4. Jim Brown	126	0	0	756
5. Matt Bahr	0	248	143	677
6. Leroy Kelly	90	0	0	540
7. Matt Stover	0	156	108	480
8. Gary Collins	70	0	0	420
9. Ray Renfro	55	0	0	330
10. Kevin Mack	54	0	0	324

RUSHING YARDS

PLAYER	YEARS	CARRIES	YARDS	AVG	TD
1. Jim Brown	1957-65	2,359	12,312	5.2	106
2. Leroy Kelly	1964-73	1,727	7,274	4.2	74
3. Mike Pruitt	1976-84	1,593	6,540	4.1	47
4. Greg Pruitt	1973-81	1,158	5,496	4.7	25
5. Kevin Mack	1985-93	1,291	5,123	4.0	46
6. Earnest Byner	1984-88, 94-95	862	3,364	3.9	27
7. Ernie Green	1962-68	668	3,204	4.8	15
8. Bobby Mitchell	1958-61	423	2,297	5.4	16
9. Cleo Miller	1975-82	546	2,286	4.2	16
10. Eric Metcalf	1989-94	592	2,229	3.8	11

RUSHING ATTEMPTS

PLAYER	YEARS	ATTEMPTS
1. Jim Brown	1957-65	2,359
2. Leroy Kelly	1964-73	1,727
3. Mike Pruitt	1976-84	1,593
4. Kevin Mack	1985-93	1,291
5. Greg Pruitt	1973-81	1,158
6. Earnest Byner	1984-88, 94-95	862
7. Ernie Green	1962-68	668
8. Eric Metcalf	1989-94	592
9. William Green	2002-05	568
10. Bo Scott	1969-74	554

RUSHING TOUCHDOWNS

PLAYER	YEARS	RUSHING TDS
1. Jim Brown	1957-65	106
2. Leroy Kelly	1964-73	74
3. Mike Pruitt	1976-84	47
4. Kevin Mack	1985-93	46
5. Otto Graham	1950-55	33
6. Earnest Byner	1984-88, 94-95	27
7. Greg Pruitt	1973-81	25
8. Bo Scott	1969-74	18
9. Cleo Miller	1975-82	16
Bobby Mitchell	1958-61	16

PASSING

PLAYER	YEARS	ATTEMPTS
1. Brian Sipe	1973-83	3,439
2. Bernie Kosar	1985-93	3,150
3. Frank Ryan	1962-68	1,755
4. Tim Couch	1999-2003	1,714
5. Otto Graham	1950-55	1,565
6. Mike Phipps	1970-76	1,317
7. Bill Nelsen	1968-72	1,314
8. Milt Plum	1957-61	1,083
9. Vinny Testaverde	1993-95	998
10. Paul McDonald	1980-85	767

COMPLETIONS

PLAYER	YEARS	COMPLETIONS
1. Brian Sipe	1973-83	1,944
2. Bernie Kosar	1985-93	1,853
3. Tim Couch	1999-2003	1,025
4. Frank Ryan	1962-68	907
5. Otto Graham	1950-55	872
6. Bill Nelsen	1968-72	689
7. Mike Phipps	1970-76	633
8. Milt Plum	1957-61	627
9. Vinny Testaverde	1993-95	578
10. Paul McDonald	1980-85	411

YARDS

PLAYER	YEARS	YARDS
1. Brian Sipe	1973-83	23,713
2. Bernie Kosar	1985-93	21,904
3. Otto Graham	1950-55	13,499
4. Frank Ryan	1962-68	13,361
5. Tim Couch	1999-2003	11,131
6. Bill Nelsen	1968-72	9,725
7. Milt Plum	1957-61	8,914
8. Mike Phipps	1970-76	7,700
9. Vinny Testaverde	1993-95	7,255
10. Paul McDonald	1980-85	5,279

TOUCHDOWNS

PLAYER	YEARS	TOUCHDOWNS
1. Brian Sipe	1973-83	154
2. Frank Ryan	1962-68	134
3. Bernie Kosar	1985-93	116
4. Otto Graham	1950-55	88
5. Bill Nelsen	1968-72	71
6. Milt Plum	1957-61	66
7. Tim Couch	1999-2003	64
8. Vinny Testaverde	1993-95	47
9. Mike Phipps	1970-76	40
10. Derek Anderson	2005-07	34

QUARTERBACK RATING (MINIMUM 750 ATTEMPTS)

PLAYER	YEARS	ATT	COMP	YARDS	TD	INT	RATING
1. Milt Plum	1957-61	1,083	627	8,914	66	39	89.9
2. Bernie Kosar	1985-93	3,150	1,853	21,904	116	81	81.6
3. Frank Ryan	1962-68	1,755	907	13,361	134	88	81.4
4. V. Testaverde	1993-95	998	578	7,255	47	37	80.9
5. Otto Graham	1950-55	1,565	872	13,499	88	94	78.2
6. Tim Couch	1999-2003	1,714	1,025	11,131	64	67	75.1
7. Brian Sipe	1973-83	3,439	1,944	23,713	154	149	74.8
8. Bill Nelsen	1968-72	1,314	689	9,725	71	71	72.1
9. Paul McDonald	1980-84	767	411	5,279	24	37	65.7
10. Mike Phipps	1970-76	1,317	633	7,700	40	81	51.0

RECEIVING

PLAYER	YEARS	RECEPTIONS
1. Ozzie Newsome	1978-90	662
2. Gary Collins	1962-71	331
3. Greg Pruitt	1973-81	323
4. Kevin Johnson	1999-2003	315
Brian Brennan	1984-91	315
6. Reggie Rucker	1975-81	310
7. Webster Slaughter	1986-91	305
8. Eric Metcalf	1989-94	297
9. Ray Renfro	1952-63	281
10. Earnest Byner	1984-88, 94-95	276
Dennis Northcutt	2000-06	276

RECEIVING YARDS

PLAYER	YEARS	REC.	YARDS	AVG.	TDS
1. Ozzie Newsome	1978-90	662	7,980	12.1	47
2. Ray Renfro	1952-63	281	5,508	19.6	50
3. Gary Collins	1962-71	331	5,299	16.0	70
4. Paul Warfield	1964-69, 76-77	271	5,210	19.2	52
5. Reggie Rucker	1975-81	310	4,953	16.0	32
6. Webster Slaughter	1986-91	305	4,834	15.8	27
7. Dave Logan	1976-83	262	4,247	16.2	24
8. Milt Morin	1966-75	271	4,208	15.5	16
9. Brian Brennan	1984-91	315	4,148	13.2	19
10. Dante Lavelli	1950-56*	244	3,908	16.0	33

*Does not include AAFC statistics

AVERAGE PER RECEPTION (MINIMUM 100 RECEPTIONS)

PLAYER	YEARS	AVERAGE
1. Ray Renfro	1952-63	19.6
2. Paul Warfield	1964-69, 76-77	19.2
3. Ricky Feacher	1976-84	18.4
4. Darrel Brewster	1952-58	18.1
5. Dub Jones	1950-55	16.8
6. Dave Logan	1976-83	16.2
7. Michael Jackson	1991-95	16.2
8. Dante Lavelli	1950-56	16.0
9. Gary Collins	1962-71	16.0
10. Reggie Rucker	1975-81	16.0



INTERCEPTIONS

PLAYER	YEARS	NO.	YARDS	AVG.	TD
1. Thom Darden	1972-74, 76-81	45	820	18.2	2
2. Warren Lahr	1950-59	40	530	13.3	5
3. Clarence Scott	1971-83	39	407	10.4	2
4. Ken Konz	1953-59	30	392	13.1	4
5. Bernie Parrish	1959-66	29	557	19.2	3
6. Ross Fichtner	1960-67	27	581	21.5	3
Mike Howell	1965-72	27	252	9.3	0
8. Felix Wright	1985-90	26	469	18.0	2
Hanford Dixon	1981-89	26	225	8.7	0
Tommy James	1950-55	26	208	8.0	0

PUNT RETURNS

PLAYER	YEARS	NO.
1. Dennis Northcutt	2000-06	202
2. Gerald McNeil	1986-89	161
3. Eric Metcalf	1989-94	127
4. Dino Hall	1979-83	111
5. Leroy Kelly	1964-73	94
6. Keith Wright	1978-80	78
7. Ken Konz	1953-59	68
8. Billy Reynolds	1953-54, 1957	67
9. Greg Pruitt	1973-81	56
10. Brian Brennan	1984-91	55

PUNT RETURN YARDS

PLAYER	YEARS	YARDS
1. Dennis Northcutt	2000-06	2,149
2. Gerald McNeil	1986-89	1,545
3. Eric Metcalf	1989-94	1,341
4. Leroy Kelly	1964-73	990
5. Dino Hall	1979-83	901
6. Greg Pruitt	1973-81	659
7. Bobby Mitchell	1958-61	607
8. Ken Konz	1953-59	556
9. Keith Wright	1978-80	467
10. Joshua Cribbs	2005-07	461

PUNT RETURN AVERAGE (MINIMUM 50 RETURNS)

PLAYER	YEARS	NO.	YARDS	AVG.	TD
1. Greg Pruitt	1973-81	56	659	11.8	0
2. Bobby Mitchell	1958-61	54	607	11.2	3
3. Dennis Northcutt	2000-06	202	2,149	10.6	3
Eric Metcalf	1989-94	127	1,341	10.6	5
5. Leroy Kelly	1964-73	94	990	10.5	3
6. Gerald McNeil	1986-89	161	1,545	9.6	1
7. Ken Konz	1953-59	68	556	8.2	1
8. Dino Hall	1979-83	111	901	8.1	0
9. Brian Brennan	1984-91	55	435	7.9	1
10. Keith Wright	1978-80	78	467	6.0	0

KICKOFF RETURNS

PLAYER	YEARS	NO.
1. Joshua Cribbs	2005-07	165
2. Dino Hall	1979-83	151
3. Eric Metcalf	1989-94	139
4. Andre' Davis	2002-04	88
5. Glen Young	1984-85, 87-88	87
6. Randy Baldwin	1991-94	82
7. Leroy Kelly	1964-73	76
8. Keith Wright	1978-80	70
9. Gerald McNeil	1986-89	64
10. Bobby Mitchell	1958-61	62
Walter Roberts	1964-66	62

KICKOFF RETURN YARDS

PLAYER	YEARS	YARDS
1. Joshua Cribbs	2005-07	4,397
2. Dino Hall	1979-83	3,185
3. Eric Metcalf	1989-94	2,806
4. Glen Young	1984-85, 87-88	2,079
5. Randy Baldwin	1991-94	1,872
6. Andre' Davis	2002-04	1,871
7. Leroy Kelly	1964-73	1,784
8. Keith Wright	1978-80	1,767
9. Walter Roberts	1964-66	1,608
10. Bobby Mitchell	1958-61	1,550

KICKOFF RETURN AVERAGE (MINIMUM 50 RETURNS)

PLAYER	YEARS	NO.	YARDS	AVG.	TD
1. Joshua Cribbs	2005-07	165	4,397	26.6	4
2. Greg Pruitt	1973-81	58	1,523	26.3	1
3. Walter Roberts	1964-66	62	1,608	25.9	0
4. Keith Wright	1978-80	70	1,767	25.2	0
5. Bobby Mitchell	1958-61	62	1,550	25.0	3
6. Billy Lefear	1972-75	60	1,461	24.4	0
7. Glen Young	1984-85, 87-88	87	2,079	23.9	0
8. Leroy Kelly	1964-73	76	1,784	23.5	0
9. Randy Baldwin	1991-94	82	1,872	22.8	1
10. Andre' Davis	2002-04	88	1,871	21.3	1

COMBINED YARDS

PLAYER	YEARS	ATT.	YARDS	AVG.
1. Jim Brown	1957-65	2,650	15,459	5.8
2. Leroy Kelly	1964-73	2,087	12,329	5.9
3. Greg Pruitt	1973-81	1,595	10,700	6.7
4. Eric Metcalf	1989-94	1,155	9,108	7.9
5. Mike Pruitt	1976-84	1,860	8,538	4.6
6. Ozzie Newsome	1978-90	682	8,144	11.9
7. Kevin Mack	1985-93	1,488	6,725	4.5
8. Ray Renfro	1952-63	467	6,569	14.1
9. Earnest Byner	1984-88, 94-95	1,166	6,509	5.6
10. Ernie Green	1962-68	906	5,998	6.6



FS Thom Darden



SCORING

PLAYER	YEAR	TD	PAT	FG	TOTAL
1. Jim Brown	1965	21	0	0	126
2. Phil Dawson	2007	0	42	26	120
Leroy Kelly	1968	20	0	0	120
4. Lou Groza	1964	0	49	22	115
5. Matt Stover	1995	0	26	29	113
6. Matt Stover	1994	0	32	26	110
7. Jim Brown	1962	18	0	0	108
Jim Brown	1958	18	0	0	108
Lou Groza	1953	0	39	23	108
10. Matt Bahr	1988	0	32	24	104

RUSHING YARDS

PLAYER	YEAR	ATT	YARDS	AVG	TD
1. Jim Brown	1963	291	1,863	6.4	12
2. Jim Brown	1965	289	1,544	5.3	17
3. Jim Brown	1958	257	1,527	5.9	17
4. Jim Brown	1964	280	1,446	5.2	7
5. Jim Brown	1961	305	1,408	4.6	8
6. Jim Brown	1959	290	1,329	4.6	14
7. Jamal Lewis	2007	298	1,304	4.4	9
8. Mike Pruitt	1979	264	1,294	4.9	9
9. Jim Brown	1960	215	1,257	5.8	9
10. Leroy Kelly	1968	248	1,239	5.0	16

PASSING

PASSING YARDS

PLAYER	YEAR	ATT	COMP	YARDS	TD	INT	RATING
1. Brian Sipe	1980	554	337	4,132	30	14	91.4
2. Brian Sipe	1981	567	313	3,876	17	25	68.2
3. Bernie Kosar	1986	531	310	3,854	17	10	83.8
4. Brian Sipe	1979	535	286	3,793	28	26	73.4
5. Derek Anderson	2007	527	298	3,787	29	19	82.5
6. Brian Sipe	1983	496	291	3,566	26	23	79.1
7. Bernie Kosar	1989	513	303	3,533	18	14	80.3
8. Bernie Kosar	1991	494	307	3,487	18	9	87.8
9. Paul McDonald	1984	493	271	3,472	14	23	67.3
10. Tim Couch	2001	454	272	3,040	17	21	73.1

QUARTERBACK RATING (MINIMUM 200 ATTEMPTS)

PLAYER	YEAR	ATT	COMP	YARDS	TD	INT	RATING
1. Milt Plum	1960	250	151	2,297	21	5	110.37
2. Otto Graham	1953	258	167	2,722	11	9	99.66
3. Bernie Kosar	1987	389	241	3,033	22	9	95.41
4. Brian Sipe	1980	554	337	4,132	30	14	91.37
5. Frank Ryan	1963	256	135	2,038	25	13	90.59
6. Milt Plum	1961	302	177	2,416	18	10	90.33
7. Frank Ryan	1966	382	200	2,974	29	14	88.19
8. Bernie Kosar	1991	494	307	3,487	18	9	87.84
9. V. Testaverde	1995	392	241	2,883	17	10	87.79
10. Milt Plum	1959	266	156	1,992	14	8	87.17

RECEIVING

RECEPTIONS

PLAYER	YEAR	RECEPTIONS
1. Kellen Winslow	2006	89
Ozzie Newsome	1984	89
Ozzie Newsome	1983	89
4. Kevin Johnson	2001	84
5. Kellen Winslow	2007	82
6. Raylon Edwards	2007	80
7. Ozzie Newsome	1981	69
Antonio Bryant	2005	69
9. Kevin Johnson	2002	67
10. Kevin Johnson	1999	66

RECEIVING YARDS

PLAYER	YEAR	YARDS
1. Braylon Edwards	2007	1,289
2. Webster Slaughter	1989	1,236
3. Kellen Winslow	2007	1,106
4. Kevin Johnson	2001	1,097
5. Paul Warfield	1968	1,067
6. Antonio Bryant	2005	1,009
7. Ozzie Newsome	1981	1,002
8. Ozzie Newsome	1984	1,001
9. Kevin Johnson	1999	986
10. Dave Logan	1979	982

INTERCEPTIONS

PLAYER	YEAR	NO	YARDS	AVG	TD
1. Anthony Henry	2001	10	177	17.7	1
Thom Darden	1978	10	200	20.0	0
3. Eric Turner	1994	9	199	22.1	1
Felix Wright	1989	9	91	10.1	1
Tommy James	1950	9	69	7.7	0
6. Thom Darden	1974	8	105	13.1	0
Ben Davis	1968	8	162	20.3	0
Mike Howell	1966	8	62	7.8	0
Ross Fichtner	1966	8	152	19.0	1
Jim Shofner	1960	8	75	9.4	0
Bobby Franklin	1960	8	131	16.4	2
Warren Lahr	1950	8	99	12.4	2

PUNTING GROSS AVERAGE

PLAYER	YEAR	NO	YARDS	AVG	LG	BLOCK
1. Gary Collins	1965	65	3,035	46.69	71	0
2. Horace Gillom	1952	61	2,787	45.69	73	1
3. Chris Gardocki	2000	108	4,919	45.55	67	0
4. Horace Gillom	1951	73	3,321	45.49	66	0
5. Brian Hansen	1993	82	3,632	44.29	72	2
6. Dave Zastudil	2006	81	3,563	44.00	61	0
7. Chris Gardocki	1999	106	4,645	43.82	61	0
8. Horace Gillom	1953	63	2,760	43.81	67	0
9. Tom Tupa	1995	59	2,584	43.80	64	0
10. Steve Cox	1984	74	3,213	43.42	69	2

PUNT RETURN AVERAGE

PLAYER	YEAR	NO	YARDS	AVG	TD
1. Leroy Kelly	1965	17	265	15.6	2
2. Dennis Northcutt	2002	25	367	14.7	2
3. Joshua Cribbs	2007	30	405	13.5	1
4. Greg Pruitt	1974	27	349	12.9	0
Eric Metcalf	1993	36	464	12.9	2
6. Ben Davis	1967	18	229	12.7	1
7. Ken Carpenter	1951	14	173	12.4	0
8. Dennis Northcutt	2004	36	432	12.0	0
9. Bobby Mitchell	1958	14	165	11.8	1
10. Bobby Mitchell	1961	14	164	11.7	1

KICKOFF RETURN AVERAGE

PLAYER	YEAR	NO	YARDS	AVG	TD
1. Joshua Cribbs	2007	59	1,809	30.7	2
2. Billy Reynolds	1954	14	413	29.5	0
3. Bo Scott	1969	25	722	28.9	0
4. Greg Pruitt	1973	16	453	28.3	0
5. Greg Pruitt	1974	22	606	27.5	1
Walter Roberts	1964	24	661	27.5	0
7. Walter Roberts	1965	18	493	27.4	0
8. Charley Scales	1963	16	432	27.0	0
9. Randy Baldwin	1994	28	753	26.9	1
10. Keith Wright	1979	15	402	26.8	0
Bobby Mitchell	1961	16	428	26.8	1

COMBINED YARDS

PLAYER	YEAR	ATT	YARDS	AVG
1. Joshua Cribbs	2007	101	2,312	22.9
2. Jim Brown	1963	315	2,131	6.8
3. Leroy Kelly	1966	273	2,014	7.4
4. Eric Metcalf	1993	243	1,932	8.0
5. Jim Brown	1961	353	1,917	5.4
6. Jim Brown	1965	323	1,872	5.8
7. Greg Pruitt	1975	288	1,798	6.2
8. Jim Brown	1964	316	1,786	5.7
9. Greg Pruitt	1974	196	1,769	9.0
10. Jim Brown	1960	248	1,761	7.1



RUSHING YARDS

PLAYER	OPPONENT	DATE	YARDS
1. Jim Brown	vs. Philadelphia	11/19/1961	237
Jim Brown	vs. L.A. Rams	11/24/1957	237
3. Jim Brown	at Dallas	09/22/1963	232
Bobby Mitchell	at Washington	11/15/1959	232
5. Jim Brown	at Philadelphia	11/03/1963	223
6. Jamal Lewis	vs. Cincinnati	09/16/2007	216
7. Greg Pruitt	vs. Kansas City	12/14/1975	214
8. Greg Pruitt	at Atlanta	10/17/1976	191
9. Earnest Byner	at Houston	12/16/1984	188
Jim Brown	at Dallas	10/18/1964	188
Marion Motley	vs. Pittsburgh	10/29/1950	188

PASSING

PASSING YARDS

PLAYER	OPPONENT	DATE	YARDS	ATT	COMP
1. Brian Sipe	vs. Baltimore	10/25/1981	444	41	30
2. Bernie Kosar	vs. Pittsburgh	11/23/1986	414	46	28
3. Kelly Holcomb	at Cincinnati	11/28/2004	413	39	30
4. Bernie Kosar	vs. Miami	11/10/1986	401	50	32
Otto Graham	at Pittsburgh	10/04/1952	401	49	21
6. Kelly Holcomb	vs. Arizona	11/16/2003	392	35	29
7. Brian Sipe	vs. Green Bay	10/19/1980	391	39	24
8. Brian Sipe	vs. San Diego	09/07/1981	375	57	31
9. Otto Graham	vs. Chicago Card.	10/15/1950	369	35	22
10. Frank Ryan	at St. Louis	12/17/1966	367	30	17

HIGHEST QUARTERBACK RATING (MINIMUM 15 ATTEMPTS)

PLAYER	OPPONENT	DATE	RATING
1. Brian Sipe	vs. Buffalo Bills	10/29/1978	158.33
Otto Graham	vs. Chicago Card.	10/10/1954	158.33
3. Milt Plum	vs. St. Louis	11/13/1960	154.86
4. Milt Plum	vs. Washington	10/25/1959	153.94
5. Brian Sipe	at Baltimore	11/19/1978	150.57
6. Frank Ryan	at New York	10/24/1965	146.39
7. Bernie Kosar	vs. Dallas	12/04/1988	145.29
8. Milt Plum	vs. Philadelphia	10/23/1960	145.08
9. Gary Danielson	at Cincinnati	10/18/1987	144.02
10. Derek Anderson	at St. Louis	10/28/2007	143.00

RECEIVING

RECEPTIONS

PLAYER	OPPONENT	DATE	REC
1. Ozzie Newsome	vs. N.Y. Jets	10/14/1984	14
2. Kellen Winslow	vs. Seattle	11/04/2007	11
Kellen Winslow	at San Diego	11/05/2006	11
Kellen Winslow	at Houston	12/31/2006	11
Kevin Johnson	at San Francisco	09/21/2003	11
Webster Slaughter	at Pittsburgh	12/22/1991	11
Mac Speedie	vs. Chicago Card.	11/09/1952	11

8. Kellen Winslow	vs. Houston	11/25/2007	10
Jamel White	at Tampa Bay	10/13/2002	10
Darrin Chiaverini	vs. Jacksonville	12/19/1999	10
Leroy Hoard	vs. Houston	12/15/1991	10
Leroy Hoard	at Houston	11/17/1991	10
Brian Brennan	at Cincinnati	10/18/1987	10
Ozzie Newsome	vs. Houston	11/25/1984	10
Ozzie Newsome	vs. San Diego	12/05/1982	10
Gern Nagler	at Pittsburgh	11/20/1960	10
Dub Jones	at Washington	12/10/1950	10

RECEIVING YARDS

PLAYER	OPPONENT	DATE	YARDS
1. Ozzie Newsome	vs. N.Y. Jets	10/14/1984	191
2. Webster Slaughter	vs. Chicago	10/23/1989	186
3. Webster Slaughter	vs. Houston	10/29/1989	184
4. Darrel Brewster	vs. N.Y. Giants	12/06/1953	182
5. Eric Metcalf	at L.A. Raiders	09/20/1992	177
Reggie Rucker	vs. Miami	11/18/1979	177
Gern Nagler	at Pittsburgh	11/20/1960	177
8. Brian Brennan	vs. San Diego	12/21/1986	176
9. Andre Rison	at Cincinnati	10/29/1995	173
10. Derrick Alexander	vs. N.Y. Giants	12/04/1994	171

PUNT RETURN YARDS

PLAYER	OPPONENT	DATE	YARDS
1. Eric Metcalf	vs. Pittsburgh	10/24/1993	166
2. Joshua Cribbs	vs. San Francisco	12/30/2007	135
3. Eric Metcalf	at Cincinnati	09/04/1994	115
4. Leroy Kelly	at Pittsburgh	11/28/1965	109
5. Gerald McNeil	vs. Detroit	09/28/1986	106
6. Dennis Northcutt	at Tennessee	09/22/2002	105
7. Dennis Northcutt	at San Diego	11/05/2006	104
8. Gerald McNeil	at Indianapolis	12/10/1989	103
9. Ken Carpenter	vs. Washington	11/30/1952	101
10. Eric Metcalf	vs. Chicago	11/29/1992	100

KICKOFF RETURN YARDS

PLAYER	OPPONENT	DATE	YARDS
1. Joshua Cribbs	at Baltimore	11/18/2007	245
2. Richard Alston	at Cincinnati	11/28/2004	212
3. Joshua Cribbs	at Pittsburgh	11/11/2007	204
4. Richard Alston	at Baltimore	11/07/2004	197
5. Joshua Cribbs	vs. Cincinnati	09/16/2007	183
6. Joshua Cribbs	at Oakland	09/23/2007	174
7. Dino Hall	vs. Pittsburgh	10/07/1979	172
8. Dino Hall	vs. Cincinnati	11/29/1981	169
9. Andre' Davis	vs. Houston	10/20/2002	168
10. Eric Metcalf	at Houston	12/09/1990	165
Greg Pruitt	at San Diego	11/03/1974	165

COMBINED YARDS

PLAYER	OPPONENT	DATE	YARDS
1. Jim Brown	vs. Philadelphia	11/19/1961	313 (237 R, 52 P, 24 KR, 0 PR)
2. Joshua Cribbs	at Baltimore	11/18/2007	309 (245 KR, 61 PR, 3 R)
3. Greg Pruitt	vs. Cincinnati	11/23/1975	304 (121 R, 106 P, 36 KR, 41 PR)
4. Leroy Kelly	vs. N.Y. Giants	12/04/1966	299 (126 R, 71 P, 102 KR, 0 PR)
5. Jim Brown	at L.A. Rams	11/24/1957	269 (237 R, 21 P, 11 KR, 0 PR)
6. Jim Brown	at Washington	09/15/1963	262 (162 R, 100 P, 0 KR, 0 PR)
7. Greg Pruitt	at San Diego	11/03/1974	259 (47 R, 38 P, 165 KR, 9 PR)
8. Jim Brown	at Washington	12/04/1960	252 (135 R, 64 P, 53 KR, 0 PR)
9. Leroy Kelly	vs. St. Louis	09/25/1966	242 (109 R, 36 P, 88 KR, 9 PR)
10. Boyce Green	vs. Houston	10/30/1983	239 (107 R, 40 P, 92 KR, 0 PR)



LONGEST RUSHING PLAYS

- 90 — Bobby Mitchell vs. Washington Redskins, Nov. 15, 1959 (TD)
- 80 — Jim Brown vs. Washington Redskins, Sept. 15, 1963 (TD)
- 78 — Greg Pruitt vs. Kansas City Chiefs, Oct. 30, 1977 (TD)
78 — Lee Suggs at Cincinnati Bengals, Dec. 28, 2003 (TD)
- 77 — Mike Pruitt vs. Oakland Raiders, Dec. 9, 1979 (TD)
- 75 — Reuben Droughns vs. Miami Dolphins, Nov. 20, 2005 (TD)
- 73 — Ernie Green vs. Detroit Lions, Dec. 8, 1963
- 71 — Mike Pruitt vs. Buffalo Bills, Oct. 29, 1978 (TD)
71 — Jim Brown vs. Dallas Cowboys, Oct. 18, 1964
71 — Jim Brown vs. Dallas Cowboys, Sept. 22, 1963 (TD)
71 — Jim Brown vs. Philadelphia Eagles, Nov. 23, 1960 (TD)

LONGEST PASSING PLAYS

- *99 — Jeff Garcia to Andre Davis vs. Cincinnati Bengals, Oct. 17, 2004 (TD)
- 97 — Bernie Kosar to Webster Slaughter vs. Chicago Bears, Oct. 23, 1989 (TD)
- 87 — Bill Nelsen to Milt Morin vs. Philadelphia Eagles, Nov. 24, 1968
- 86 — Milt Plum to Leon Clarke vs. Philadelphia Eagles, Oct. 23, 1960 (TD)
- 83 — Frank Ryan to Jim Brown vs. Washington Redskins, Sept. 15, 1963 (TD)
- 82 — Bill Nelsen to Paul Warfield vs. St. Louis Cardinals, Dec. 14, 1969 (TD)
- 81 — Vinny Testaverde to Derrick Alexander vs. Arizona Cardinals, Sept. 18, 1994 (TD)
81 — Otto Graham to Dub Jones vs. San Francisco 49ers, Sept. 30, 1951 (TD)
- 80 — Trent Dilfer to Braylon Edwards at Green Bay, Sept. 18, 2005 (TD)
80 — Bernie Kosar to Webster Slaughter vs. Houston Oilers, Oct. 29, 1989 (TD)
80 — Mike Phipps to Frank Pitts vs. New York Jets, Dec. 17, 1972 (TD)
80 — Frank Ryan to Walter Roberts vs. Washington Redskins, Sept. 19, 1965 (TD)
80 — Otto Graham to Dub Jones vs. Pittsburgh Steelers, Oct. 29, 1950 (TD)

*tied an NFL record

LONGEST PUNTS

- 80 — Horace Gillom vs. New York Giants, Nov. 28, 1954
- 75 — Horace Gillom vs. Pittsburgh Steelers, Oct. 29, 1950
- 73 — Brian Hansen vs. Denver Broncos, Sept. 27, 1992
73 — Gary Collins vs. Pittsburgh Steelers, Oct. 5, 1963
73 — Horace Gillom vs. Washington Redskins, Oct. 26, 1952
- 72 — Brian Hansen at Cincinnati Bengals, Oct. 17, 1993
- 71 — Don Cockroft vs. Kansas City Chiefs, Dec. 2, 1973
71 — Don Cockroft vs. Houston Oilers, Nov. 22, 1970
71 — Gary Collins vs. Philadelphia Eagles, Oct. 2, 1965
- 70 — Fred Morrison vs. Baltimore Colts, Nov. 11, 1956

LONGEST PUNT RETURNS

- 92 — Eric Metcalf at Cincinnati Bengals, Sept. 4, 1994 (TD)
- 91 — Eric Metcalf vs. Pittsburgh Steelers, Oct. 24, 1993 (TD)
- 87 — Dennis Northcutt vs. Pittsburgh Steelers, Nov. 3, 2002 (TD)
- 84 — Gerald McNeil vs. Detroit Lions, Sept. 28, 1986 (TD)
- 81 — Dennis Northcutt at San Diego Chargers, Nov. 5, 2006
- 78 — Bobby Mitchell vs. New York Giants, Dec. 6, 1959 (TD)
- 76 — Joshua Cribbs vs. San Francisco 49ers, Dec. 30, 2007 (TD)
- 75 — Eric Metcalf vs. Pittsburgh Steelers, Oct. 24, 1993 (TD)
75 — Eric Metcalf vs. Chicago Bears, Nov. 29, 1992 (TD)
- 74 — Dennis Northcutt at Tennessee Titans, Sept. 22, 2002 (TD)
74 — Leroy Kelly vs. Denver Broncos, Oct. 24, 1971
- 73 — Eric Metcalf vs. Cincinnati Bengals, Oct. 23, 1994 (TD)
- 72 — Greg Pruitt vs. Denver Broncos, Oct. 27, 1974
- 69 — Derrick Alexander vs. Buffalo Bills, Oct. 2, 1995
- 68 — Leroy Kelly vs. New York Giants, Oct. 25, 1964 (TD)
68 — Bobby Mitchell vs. Philadelphia Eagles, Nov. 23, 1958 (TD)

LONGEST KICKOFF RETURNS

- 104 — Carl Ward vs. Washington Redskins, Nov. 26, 1967 (TD)
- 102 — Leroy Bolden vs. Chicago Cardinals, Oct. 26, 1958 (TD)
- 101 — Eric Metcalf at Houston Oilers, Dec. 9, 1990 (TD)



4. **100 — Joshua Cribbs at Pittsburgh Steelers, Nov. 11, 2007 (TD)**
100 — Gerald McNeil at Pittsburgh Steelers, Oct. 5, 1986 (TD)
6. **99 — Joshua Cribbs at Oakland Raiders, Sept. 23, 2007 (TD)**
7. 98 — Eric Metcalf at New York Jets, Sept. 16, 1990 (TD)
98 — Bobby Mitchell vs. Philadelphia Eagles, Nov. 23, 1958 (TD)
9. 95 — Andre' Davis vs. Houston Texans, Oct. 20, 2002 (TD)
10. 94 — Homer Jones vs. New York Jets, Sept. 21, 1970 (TD)
11. 93 — Richard Alston at Baltimore Ravens, Nov. 7, 2004 (TD)
12. **92 — Joshua Cribbs vs. Pittsburgh Steelers, Nov. 19, 2006 (TD)**
92 — Billy Lefear vs. Cincinnati Bengals, Nov. 23, 1975
14. 91 — Bobby Mitchell vs. Philadelphia Eagles, Nov. 19, 1961 (TD)
15. 90 — Bobby Mitchell vs. Dallas Cowboys, Oct. 16, 1960 (TD)
90 — Joshua Cribbs vs. Detroit Lions, Oct. 23, 2005 (TD)

LONGEST INTERCEPTION RETURNS

1. **100 — Brodney Pool at Baltimore Ravens, Nov. 18, 2007 (TD)**
2. 97 — Anthony Henry vs. Jacksonville Jaguars, Dec. 16, 2001 (TD)
97 — Najee Mustafaa vs. Miami Dolphins, Oct. 10, 1993 (TD)
4. 93 — Eric Turner vs. Arizona Cardinals, Sept. 18, 1994 (TD)
5. 92 — David Brandon vs. Chicago Bears, Nov. 29, 1992 (TD)
92 — Bernie Parrish vs. Chicago Bears, Dec. 11, 1960 (TD)
7. 88 — Ross Fichtner (lateral from Erich Barnes) vs. New Orleans Saints, Oct. 1, 1967
8. 79 — Jim Houston vs. New York Giants, Dec. 3, 1967 (TD)
9. 75 — Brian Washington at Pittsburgh Steelers, Oct. 2, 1988 (TD)
75 — Daylon McCutcheon at Pittsburgh Steelers, Oct. 5, 2003 (TD)
11. 71 — Kenard Lang vs. Cincinnati Bengals, Sept. 15, 2002
12. 70 — Johnny Brewer vs. Washington Redskins, Nov. 26, 1967 (TD)
13. 68 — Felix Wright vs. Los Angeles Rams, Oct. 26, 1987
68 — Mike Howell vs. Washington Redskins, Dec. 19, 1971
15. 65 — Walter Beach vs. Detroit Lions, Nov. 15, 1964 (TD)
65 — Chip Banks vs. New England Patriots, Nov. 20, 1983 (TD)

LONGEST FUMBLE RETURNS

1. 89 — Don Paul vs. Pittsburgh Steelers, Nov. 10, 1957 (TD)
2. 73 — Stevon Moore at Houston Oilers, Nov. 8, 1992 (TD)
3. 55 — Earnest Byner vs. Buffalo Bills, Nov. 4, 1984 (TD)
4. 54 — Len Ford vs. Philadelphia Eagles, Nov. 13, 1955
5. 47 — George Young vs. Washington Redskins, Oct. 14, 1951 (TD)
47 — Nick Roman vs. Denver Broncos, Oct. 27, 1974
7. 44 — Junior Wren vs. Chicago Cardinals, Oct. 4, 1959 (TD)
8. 42 — Jerry Helluin vs. Philadelphia Eagles, Oct. 10, 1953 (TD)
9. **40 — Daven Holly vs. Tampa Bay Buccaneers, Dec. 24, 2006 (TD)**
10. 39 — Chuck Noll vs. Green Bay Packers, Nov. 4, 1956 (TD)
11. 38 — Horace Gillom vs. Pittsburgh Steelers, Oct. 21, 1951 (TD)
12. 37 — Tom James vs. Chicago Cardinals, Nov. 29, 1953 (TD)
37 — Vince Newsome at Washington Redskins, Oct. 13, 1991 (TD)

LONGEST FIELD GOALS

1. 60 — Steve Cox at Cincinnati Bengals, Oct. 21, 1984
2. 58 — Steve Cox at Denver Broncos, Dec. 4, 1983
3. 57 — Don Cockroft at Denver Broncos, Oct. 29, 1972
4. 55 — Matt Stover at Houston Oilers, Nov. 17, 1991
5. 53 — Matt Stover at Houston Oilers, Dec. 12, 1993
6. **52 — Phil Dawson vs. Oakland Raiders, Oct. 12, 2003**
52 — Phil Dawson vs. Cincinnati Bengals, Sept. 15, 2002
52 — Matt Bahr at Minnesota Vikings, Oct. 26, 1986
52 — Lou Groza vs. New York Giants, Oct. 12, 1952
10. **51 — Phil Dawson at Baltimore Ravens, Nov. 18, 2007**
51 — Phil Dawson at Baltimore Ravens, Dec. 17, 2006
51 — Matt Stover vs. Pittsburgh Steelers, Oct. 11, 1992
51 — Don Cockroft vs. St. Louis Cardinals, Oct. 28, 1979
51 — Lou Groza vs. Pittsburgh Steelers, Oct. 28, 1962
51 — Lou Groza vs. Chicago Cardinals, Dec. 16, 1956



SERVICE

Most Seasons

- 17 Lou Groza (1950-59, 1961-67)
- 16 Clay Matthews (1978-93)
- 15 Gene Hickerson (1958-60, 1962-73)

Most Consecutive Seasons

- 16 Clay Matthews (1978-93)
- 14 Doug Dieken (1971-84)
- 13 Don Cockroft (1968-80)
- 13 Jim Houston (1960-72)
- 13 Dick Schafrath (1959-71)
- 13 Clarence Scott (1971-83)
- 13 Ozzie Newsome (1978-90)
- 12 Gene Hickerson (1962-73)
- 12 Walter Johnson (1965-76)
- 12 Ray Renfro (1952-63)
- 12 Jerry Sherer (1970-81)

Most Games

- 232 Clay Matthews (1978-93)
- 216 Lou Groza (1950-59, 1961-67)
- 203 Doug Dieken (1971-84)
- 202 Gene Hickerson (1958-60, 1962-73)

Most Consecutive Games

- 203 Doug Dieken (1971-84)
- 188 Don Cockroft (1968-80)
- 178 Clarence Scott (1971-83)
- 168 Walter Johnson (1965-76)
- 165 Gene Hickerson (1962-73)

Most Consecutive Starts

- 194 Doug Dieken (1971-84)

SCORING

Most Points - Career

- 1,349 Lou Groza (1950-59, 61-67); 234 FG, 641 PAT, 1 TD
- 1,080 Don Cockroft (1968-80); 216 FG, 432 PAT
- 789 Phil Dawson (1999-07); 182 FG, 237 PAT, 1 TD
- 756 Jim Brown (1957-65); 126 TD
- 677 Matt Bahr (1981-89); 143 FG, 248 PAT
- 540 Leroy Kelly (1964-73); 90 TD
- 480 Matt Stover (1991-95); 108 FG, 156 PAT
- 420 Gary Collins (1962-71); 70 TD
- 330 Ray Renfro (1952-63); 55 TD
- 324 Kevin Mack (1985-93); 54 TD
- 318 Paul Warfield (1964-69, 76-77); 53 TD
- 312 Mike Pruitt (1976-84); 52 TD
- 294 Ozzie Newsome (1978-90); 49 TD

Most Points - Season

- 126 Jim Brown (1965); 21 TD
- 120 Phil Dawson (2007); 42 PAT, 26 FG
- 120 Leroy Kelly (1968); 20 TD
- 115 Lou Groza (1964); 22 FG, 49 PAT
- 113 Matt Stover (1995); 29 FG, 26 PAT
- 110 Matt Stover (1994); 26 FG, 32 PAT
- 108 Jim Brown (1962); 18 TD
- 108 Jim Brown (1958); 18 TD
- 108 Lou Groza (1953); 23 FG, 39 PAT
- 104 Matt Bahr (1988); 24 FG, 32 PAT
- 101 Matt Bahr (1983); 21 FG, 38 PAT
- 100 Phil Dawson (2002); 22 FG, 34 PAT
- 100 Phil Dawson (2004); 24 FG, 28 PAT
- 100 Phil Dawson (2005); 27 FG, 19 PAT
- 100 Don Cockroft (1968); 18 FG, 46 PAT

Most Points - Game

- 36 Dub Jones (11/25/1951 vs. Chicago Bears); 6 TD
- 30 Jim Brown (11/01/1959 at Baltimore Colts); 5 TD
- 24 Jamal Lewis (11/07/2007 vs. Seattle Seahawks); 4 TD

- 24 Eric Metcalf (09/20/1992 at Los Angeles Raiders); 4 TD
- 24 Leroy Kelly (12/01/1968 vs. New York Giants); 4 TD
- 24 Jim Brown (11/28/1965 at Pittsburgh Steelers); 4 TD
- 24 Jim Brown (11/18/1962 vs. St. Louis Cardinals); 4 TD
- 24 Jim Brown (11/19/1961 vs. Philadelphia Eagles); 4 TD
- 24 Jim Brown (10/26/1958 at Chicago Cardinals); 4 TD
- 24 Jim Brown (11/24/1957 vs. Los Angeles Rams); 4 TD

Most Consecutive Games Scoring

- 107 Lou Groza (1950) 9 - (1959) 2

Most Seasons, 100 or More Points

- 4 Phil Dawson (2002, 2004, 2005, 2007)
- 3 Jim Brown (1958, 1962, 1965)

Most Total TDs - Career

- 126 Jim Brown (1957-65); 106 Rush, 20 Rec
- 90 Leroy Kelly (1964-73); 74 Rush, 13 Rec, 3 Ret
- 70 Gary Collins (1962-71); 70 Rec
- 55 Ray Renfro (1952-63); 4 Rush, 50 Rec, 1 Ret
- 54 Kevin Mack (1985-93); 46 Rush, 8 Rec

Most Total TDs - Season

- 21 Jim Brown (1965); 17 Rush, 4 Rec
- 20 Leroy Kelly (1968); 16 Rush, 4 Rec
- 18 Jim Brown (1962); 13 Rush, 5 Rec
- 18 Jim Brown (1958); 17 Rush, 1 Rec
- 16 Braylon Edwards (2007); 16 Rec
- 16 Leroy Kelly (1966); 15 Rush, 1 Rec
- 15 Jim Brown (1963); 12 Rush, 3 Rec
- 14 Jim Brown (1959); 14 Rush
- 13 Leroy Kelly (1967); 11 Rush, 2 Rec
- 13 Gary Collins (1963); 13 Rec
- 12 Mike Pruitt (1983); 10 Rush, 2 Rec
- 12 Leroy Kelly (1971); 10 Rush, 2 Rec
- 12 Paul Warfield (1968); 12 Rec
- 12 Gary Collins (1966); 12 Rec
- 12 Bobby Mitchell (1960); 5 Rush, 6 Rec, 1 Ret
- 12 Dub Jones (1951); 7 Rush, 5 Rec

Most Total TDs - Game

- 6 Dub Jones (11/25/1951 vs. Chicago Bears); 4 Rush, 2 Rec
- 5 Jim Brown (11/01/1959 at Baltimore Colts); 5 Rush
- 4 Jamal Lewis (11/04/2007 vs. Seattle Seahawks); 4 Rush
- 4 Eric Metcalf (09/20/1992 at Los Angeles Raiders); 1 Rush, 3 Rec
- 4 Leroy Kelly (12/01/1968 vs. New York Giants); 4 Rush
- 4 Jim Brown (11/28/1965 at Pittsburgh Steelers); 3 Rush, 1 Rec
- 4 Jim Brown (11/18/1962 vs. St. Louis Cardinals); 4 Rush
- 4 Jim Brown (11/19/1961 vs. Philadelphia Eagles); 4 Rush
- 4 Jim Brown (10/26/1958 at Chicago Cardinals); 4 Rush
- 4 Jim Brown (11/24/1957 vs. Los Angeles Rams); 4 Rush

Most Consecutive Games Scoring Touchdowns

- 10 Jim Brown (1965)
- 9 Leroy Kelly (1968)

Most Return TDs - Career (Defense/Special Teams)

- 7 Eric Metcalf (1989-94)

- 6 Bobby Mitchell (1958-61)
- 5 **Joshua Cribbs (2005-07)**
- 5 Warren Lahr (1950-59)
- 5 Ken Konz (1953-59)
- 4 Bernie Parrish (1959-66)
- 3 Dennis Northcutt (2000-06)
- 3 David Brandon (1991-93)
- 3 David Grayson (1987-90)
- 3 Felix Wright (1985-90)
- 3 Thom Darden (1972-74, 76-81)
- 3 Clarence Scott (1971-83)
- 3 Erich Barnes (1965-71)
- 3 Leroy Kelly (1964-73)
- 3 Jim Houston (1960-72)
- 3 Ross Fichtner (1960-67)
- 3 Don Paul (1954-58)

Most Return TDs – Season (Defense/Special Teams)

- 3 **Joshua Cribbs (2007)**
- 2 **Daven Holly (2006)**
- 2 Dennis Northcutt (2002)
- 2 Eric Metcalf (1994)
- 2 Eric Metcalf (1993)
- 2 David Brandon (1992)
- 2 Eric Metcalf (1990)
- 2 Thane Gash (1989)
- 2 David Grayson (1989)
- 2 Gerald McNeil (1986)
- 2 Jim Houston (1967)
- 2 Leroy Kelly (1965)
- 2 Bobby Mitchell (1961)
- 2 Bobby Franklin (1960)
- 2 Bobby Mitchell (1958)
- 2 Ken Konz (1954)
- 2 Warren Lahr (1951)
- 2 Warren Lahr (1950)

Most Return TDs – Game(Defense/Special Teams)

- 2 Eric Metcalf (10/24/1993 vs. Pittsburgh Steelers)
- 2 David Grayson (09/10/1989 at Pittsburgh Steelers)
- 2 Bobby Franklin (12/11/1960 vs. Chicago Bears)
- 2 Bobby Mitchell (11/23/1958 vs. Philadelphia Eagles)

Most Extra Points – Career

- 641 Lou Groza (1950-59, 1961-67)
- 432 Don Cockroft (1968-80)
- 248 Matt Bahr (1981-89)
- 237 **Phil Dawson (1999-2007)**
- 156 Matt Stover (1991-95)
- 44 Sam Baker (1960-61)

Most Extra Points – Season

- 51 Lou Groza (1966)
- 49 Lou Groza (1964)
- 46 Don Cockroft (1968)
- 45 Don Cockroft (1969)
- 45 Lou Groza (1965)

Most Extra Points – Game

- 8 Lou Groza (12/06/1953 vs. New York Giants)
- 7 Lou Groza (12/04/1966 vs. New York Giants)
- 7 Lou Groza (12/12/1964 at New York Giants)
- 7 Lou Groza (10/19/1952 at Philadelphia Eagles)
- 7 Lou Groza (12/02/1951 vs. Chicago Cardinals)

Most Consecutive Extra Points Made

- 138 Lou Groza (1963-66)

Most Field Goals – Career

- 234 Lou Groza (1950-59, 1961-67)
- 216 Don Cockroft (1968-80)
- 182 **Phil Dawson (1999-2007)**
- 143 Matt Bahr (1981-89)
- 108 Matt Stover (1991-95)
- 14 Jerry Kauric (1990)

Most Field Goals – Season

- 29 Matt Stover (1995)
- 27 **Phil Dawson (2005)**
- 26 **Phil Dawson (2007)**
- 26 Matt Stover (1994)
- 24 **Phil Dawson (2004)**
- 24 Matt Bahr (1988)
- 24 Matt Bahr (1984)
- 23 Lou Groza (1953)
- 22 **Phil Dawson (2002)**
- 22 **Phil Dawson (2001)**
- 22 Don Cockroft (1973)
- 22 Don Cockroft (1972)
- 22 Lou Groza (1964)

Most Field Goals – Game

- 6 **Phil Dawson (11/05/2006 at San Diego Chargers)**
- 5 **Phil Dawson (01/02/2005 at Houston Texans)**
- 5 Matt Stover (10/29/1995 at Cincinnati Bengals)
- 5 Don Cockroft (10/19/1975 at Denver Broncos)
- 4 **Phil Dawson (11/18/2007 at Baltimore Ravens)**
- 4 **Phil Dawson (10/08/2006 at Carolina Panthers)**
- 4 **Phil Dawson (09/19/2004 at Dallas Cowboys)**
- 4 **Phil Dawson (09/08/2002 vs. Kansas City Chiefs)**
- 4 **Phil Dawson (11/25/2001 vs. Cincinnati Bengals)**
- 4 **Phil Dawson (11/12/2000 vs. New England Patriots)**
- 4 Matt Stover, 4 times, most recent (12/17/1995 vs. Cincinnati Bengals)
- 4 Don Cockroft, 4 times, most recent (09/02/1979 at New York Jets)

Most Consecutive Games Field Goal Made

- 14 Lou Groza (1950) 10 (1951) 4

Most Consecutive Field Goals Made

- 27 **Phil Dawson (2003) 10 (2004) 17**
- 23 Matt Stover (1994) 20 (1995) 3
- 21 **Phil Dawson (2001) 15 (2002) 6**
- 20 **Phil Dawson (2004) 5 (2005) 15**
- 16 Don Cockroft (1974) 11 (1975) 5

Highest Field Goal Percentage – Career (minimum 50 attempts)

- 82.73 **Phil Dawson (1999-2007); 182-220**
- 80.60 Matt Stover (1991-95); 108-134
- 74.09 Matt Bahr (1981-89); 143-193
- 65.85 Don Cockroft (1968-80); 216-328
- 58.10 Lou Groza (1950-59, 1961-67); 233-401

Highest Field Goal Percentage – Season (minimum 14 attempts)

- 93.10 **Phil Dawson (2005); 27-29**
- 92.86 Matt Stover (1994); 26-28
- 88.46 Lou Groza (1953); 23-26
- 88.00 **Phil Dawson (2001); 22-25**
- 87.88 Matt Stover (1995); 29-33
- 87.50 Matt Bahr (1983); 21-24
- 87.50 Don Cockroft (1974); 14-16

Most Safeties – Career

- 2 Walter Johnson (1965-76)

Most Safeties – Season

- 1 13 times; most recent, punter kicked ball out of end zone (vs. Buffalo 12/16/2007)

RUSHING**Most Rushing Attempts – Career**

- 2,359 Jim Brown (1957-65)
- 1,727 Leroy Kelly (1964-73)
- 1,593 Mike Pruitt (1976-84)
- 1,291 Kevin Mack (1985-93)
- 1,158 Greg Pruitt (1973-81)
- 862 Earnest Byner (1984-88, 94-95)
- 668 Ernie Green (1962-68)
- 592 Eric Metcalf (1989-94)



- 568 William Green (2002-05)
- 554 Bo Scott (1969-74)
- 546 Cleo Miller (1975-82)
- 541 Leroy Hoard (1990-95)
- 529 Reuben Droughns (2005-06)
- 423 Bobby Mitchell (1958-61)
- 349 Jamal White (2000-03)
- 346 Ken Brown (1970-75)

Most Rushing Attempts – Season

- 309 Reuben Droughns (2005)
- 305 Jim Brown (1961)
- 298 Jamal Lewis (2007)**
- 293 Mike Pruitt (1983)
- 291 Jim Brown (1963)
- 290 Jim Brown (1959)
- 289 Jim Brown (1965)
- 280 Jim Brown (1964)
- 264 Mike Pruitt (1979)
- 257 Jim Brown (1958)
- 249 Mike Pruitt (1980)
- 248 Leroy Kelly (1968)
- 247 Mike Pruitt (1981)
- 244 Earnest Byner (1985)
- 243 William Green (2002)

Most Rushing Attempts – Game

- 38 Lee Suggs (12/26/2004 at Miami Dolphins)
- 37 Jim Brown (10/04/1959 at Chicago Cardinals)
- 34 Jim Brown (11/19/1961 vs. Philadelphia Eagles)
- 34 Jim Brown (10/12/1958 vs. Chicago Cardinals)
- 33 Jamal Lewis (12/16/2007 vs. Buffalo Bills)**
- 33 Reuben Droughns (10/29/2006 vs. New York Jets)
- 33 William Green (10/05/2003 at Pittsburgh Steelers)
- 33 Jim Brown (12/13/1959 at Philadelphia Eagles)
- 32 Larry Mason (10/04/1987 at New England Patriots)
- 32 Mike Pruitt (12/03/1981 at Houston Oilers)
- 32 Jim Brown (11/01/1959 at Baltimore Colts)
- 31 Earnest Byner (12/17/1995 vs. Cincinnati Bengals)
- 31 Jim Brown (11/24/1957 vs. Los Angeles Rams)
- 30 Reuben Droughns (11/20/2005 vs. Miami Dolphins)
- 30 Reuben Droughns (12/04/2005 vs. Jacksonville Jaguars)
- 30 Boyce Green (11/18/1984 at Atlanta Falcons)
- 30 Mike Pruitt (12/11/1983 at Houston Oilers)
- 30 Mike Pruitt (09/12/1982 at Seattle Seahawks)
- 30 Leroy Kelly (10/20/1968 at Baltimore Colts)

Most Rushing Yards – Career

- 12,312 Jim Brown (1957-65)
- 7,274 Leroy Kelly (1964-73)
- 6,540 Mike Pruitt (1976-84)
- 5,496 Greg Pruitt (1973-81)
- 5,123 Kevin Mack (1985-93)
- 3,364 Earnest Byner (1984-88, 94-95)
- 3,204 Ernie Green (1962-68)
- 2,297 Bobby Mitchell (1958-61)
- 2,286 Cleo Miller (1975-82)
- 2,229 Eric Metcalf (1989-94)
- 2,164 Leroy Hoard (1990-95)
- 2,124 Bo Scott (1969-74)
- 2,109 William Green (2002-05)
- 1,990 Reuben Droughns (2005-06)
- 1,655 Marion Motley (1950-53)
- 1,398 Fred Morrison (1954-56)
- 1,380 Dub Jones (1950-55)

Most Rushing Yards – Season

- 1,863 Jim Brown (1963)
- 1,544 Jim Brown (1965)
- 1,527 Jim Brown (1958)
- 1,446 Jim Brown (1964)
- 1,408 Jim Brown (1961)
- 1,329 Jim Brown (1959)
- 1,304 Jamal Lewis (2007)**
- 1,294 Mike Pruitt (1979)
- 1,257 Jim Brown (1960)
- 1,239 Leroy Kelly (1968)
- 1,232 Reuben Droughns (2005)
- 1,205 Leroy Kelly (1967)
- 1,184 Mike Pruitt (1983)
- 1,141 Leroy Kelly (1966)
- 1,104 Kevin Mack (1985)
- 1,103 Mike Pruitt (1981)
- 1,086 Greg Pruitt (1977)

Most Rushing Yards – Game

- 237 Jim Brown (11/19/1961 vs. Philadelphia Eagles)
- 237 Jim Brown (11/24/1957 vs. Los Angeles Rams)
- 232 Jim Brown (09/22/1963 at Dallas Cowboys)
- 232 Bobby Mitchell (11/15/1959 at Washington Redskins)
- 223 Jim Brown (11/03/1963 at Philadelphia Eagles)
- 216 Jamal Lewis (09/16/2007 vs. Cincinnati Bengals)**
- 214 Greg Pruitt (12/14/1975 vs. Kansas City Chiefs)
- 191 Greg Pruitt (10/17/1976 at Atlanta Falcons)
- 188 Earnest Byner (12/16/1984 at Houston Oilers)
- 188 Jim Brown (10/18/1964 at Dallas Cowboys)
- 188 Marion Motley (10/29/1950 vs. Pittsburgh Steelers)
- 186 Lee Suggs (12/30/2003 at Cincinnati Bengals)
- 182 Greg Pruitt (12/17/1978 at Cincinnati Bengals)
- 182 Jim Brown (10/12/1958 vs. Chicago Cardinals)
- 180 Jim Brown (10/26/1958 at Chicago Cardinals)
- 179 Jim Brown (12/01/1963 at St. Louis Cardinals)
- 178 William Green (12/29/2002 vs. Atlanta Falcons)
- 178 Jim Brown (11/01/1959 at Baltimore Colts)
- 178 Marion Motley (11/19/1950 vs. Washington Redskins)

Most Seasons 1,000 or More Yards Rushing

- 7 Jim Brown (1958-61, 1963-65)
- 4 Mike Pruitt (1979-81, 1983)
- 3 Leroy Kelly (1966-68)
- 3 Greg Pruitt (1975-77)

Most Games 100 or More Yards Rushing – Career

- 58 Jim Brown (1957-65)
- 27 Leroy Kelly (1964-73)
- 17 Greg Pruitt (1973-81)
- 16 Mike Pruitt (1976-84)
- 9 Kevin Mack (1985-93)
- 8 Bobby Mitchell (1958-61)
- 6 William Green (2002-05)
- 5 Jamal Lewis (2007)**
- 5 Reuben Droughns (2005-06)
- 5 Earnest Byner (1984-88, 1994-95)

Most Games 100 or More Yards Rushing – Season

- 9 Jim Brown (1958, 1963)
- 8 Jim Brown (1959, 1965)
- 7 Jim Brown (1960)
- 7 Leroy Kelly (1968)
- 6 Jim Brown (1961, 1964)
- 6 Leroy Kelly (1966)
- 5 Jamal Lewis (2007)**
- 5 Leroy Kelly (1967)
- 5 Greg Pruitt (1978)
- 5 Mike Pruitt (1979, 1983)



Most Consecutive 100-Yard Rushing Games

- 6 Jim Brown (1958)
- 5 Jim Brown (1961)
- 4 Jim Brown (1959, 1960)
- 4 Leroy Kelly (1968)

Most Rushing TDs – Career

- 106 Jim Brown (1957-65)
- 74 Leroy Kelly (1964-73)
- 47 Mike Pruitt (1976-84)
- 46 Kevin Mack (1985-93)
- 33 Otto Graham (1950-55)
- 27 Earnest Byner (1984-88, 94-95)
- 25 Greg Pruitt (1973-81)
- 18 Bo Scott (1969-74)
- 16 Cleo Miller (1975-82)
- 16 Bobby Mitchell (1958-61)
- 15 Ernie Green (1962-68)
- 14 Dub Jones (1950-55)
- 11 Eric Metcalf (1989-94)
- 11 Brian Sipe (1973-82)
- 11 Mike Phipps (1970-76)
- 11 Ken Carpenter (1950-53)

Most Rushing TDs – Season

- 17 Jim Brown (1965)
- 17 Jim Brown (1958)
- 16 Leroy Kelly (1968)
- 15 Leroy Kelly (1966)
- 14 Jim Brown (1959)
- 13 Jim Brown (1962)
- 12 Jim Brown (1963)
- 11 Leroy Kelly (1967)
- 10 Kevin Mack (1986)
- 10 Mike Pruitt (1983)
- 10 Leroy Kelly (1971)
- 9 **Jamal Lewis (2007)**
- 9 Mike Pruitt (1979)
- 9 Bo Scott (1971)
- 9 Leroy Kelly (1969)
- 9 Jim Brown (1960)
- 9 Jim Brown (1957)

Most Rushing TDs – Game

- 5 Jim Brown (11/01/1959 at Baltimore Colts)
- 4 **Jamal Lewis (11/04/2007 vs. Seattle Seahawks)**
- 4 Leroy Kelly (12/01/1968 vs. New York Giants)
- 4 Jim Brown (11/18/1962 vs. St. Louis Cardinals)
- 4 Jim Brown (11/19/1961 vs. Philadelphia Eagles)
- 4 Jim Brown (10/26/1958 at Chicago Cardinals)
- 4 Jim Brown (11/24/1957 vs. Los Angeles Rams)
- 4 Dub Jones (11/25/1951 vs. Chicago Bears)

Most Consecutive Games with Rushing TD

- 9 Leroy Kelly (1968)
- 7 Jim Brown (1957) 1 (1958) 6 and (1962) 2 (1963) 5

Best Rushing Average – Career**(minimum 500 attempts)**

- 5.22 Jim Brown (1957-65); 2,359-12,312
- 4.80 Ernie Green (1962-68); 668-3,204
- 4.75 Greg Pruitt (1973-81); 1,158-5,496
- 4.21 Leroy Kelly (1964-73); 1,727-7,274
- 4.19 Cleo Miller (1975-82); 546-2,286

Best Rushing Average – Season**(minimum 150 attempts)**

- 6.40 Jim Brown (1963); 291-1,863
- 5.94 Jim Brown (1958); 257-1,527
- 5.85 Jim Brown (1960); 215-1,257

- 5.46 Leroy Kelly (1966); 209-1,141
- 5.45 Greg Pruitt (1978); 176-960

Best Rushing Average – Game**(minimum 11 attempts)**

- 17.09 Marion Motley (10/29/1950 vs. Pittsburgh Steelers); 11-188
- 16.57 Bobby Mitchell (11/15/1959 at Washington Redskins); 14-232
- 13.36 Bobby Mitchell (10/12/1958 vs. Chicago Cardinals); 11-147
- 11.67 Bobby Mitchell (12/03/1961 at Dallas Cowboys); 12-140
- 11.60 Jim Brown (09/22/1963 at Dallas Cowboys); 20-232

PASSING**Most Pass Attempts – Career**

- 3,439 Brian Sipe (1973-83)
- 3,150 Bernie Kosar (1985-93)
- 1,755 Frank Ryan (1962-68)
- 1,714 Tim Couch (1999-2003)
- 1,565 Otto Graham (1950-55)
- 1,317 Mike Phipps (1970-76)
- 1,314 Bill Nelsen (1968-72)
- 1,083 Milt Plum (1957-61)
- 998 Vinny Testaverde (1993-95)
- 767 Paul McDonald (1980-85)
- 644 **Derek Anderson (2005-07)**
- 567 Charlie Frye (2005-06)
- 507 Kelly Holcomb (2001-04)
- 371 Jim Ninowski (1958-59, 62-66)
- 299 Mike Pagel (1986-90)

Most Pass Attempts – Season

- 567 Brian Sipe (1981)
- 554 Brian Sipe (1980)
- 535 Brian Sipe (1979)
- 531 Bernie Kosar (1986)
- 527 **Derek Anderson (2007)**
- 513 Bernie Kosar (1989)
- 496 Brian Sipe (1983)
- 494 Bernie Kosar (1991)
- 493 Paul McDonald (1984)
- 454 Tim Couch (2001)
- 443 Tim Couch (2002)

Most Pass Attempts – Game

- 57 Brian Sipe (09/07/1981 vs. San Diego Chargers)
- 54 Eric Zeier (11/05/1995 vs. Houston Oilers)
- 53 Brian Sipe (09/13/1981 vs. Houston Oilers)
- 50 Tim Couch (09/22/2002 at Tennessee Titans)
- 50 Bernie Kosar (11/10/1986 vs. Miami Dolphins)
- 49 Bernie Kosar (12/22/1991 at Pittsburgh Steelers)
- 49 Brian Sipe (10/16/1983 at Pittsburgh Steelers)
- 49 Otto Graham (10/04/1952 at Pittsburgh Steelers)
- 48 **Derek Anderson (12/23/2007 at Cincinnati Bengals)**
- 48 **Derek Anderson (11/04/2007 vs. Seattle Seahawks)**
- 48 Mike Pagel (09/25/1988 at Cincinnati Bengals)
- 48 Brian Sipe (12/05/1982 vs. San Diego Chargers)

Most Pass Completions – Career

- 1,944 Brian Sipe (1973-83)
- 1,853 Bernie Kosar (1985-93)
- 1,025 Tim Couch (1999-2003)
- 907 Frank Ryan (1962-68)
- 872 Otto Graham (1950-55)
- 689 Bill Nelsen (1968-72)
- 633 Mike Phipps (1970-76)
- 627 Milt Plum (1957-61)
- 578 Vinny Testaverde (1993-95)
- 411 Paul McDonald (1980-85)



Most Pass Completions – Season

- 337 Brian Sipe (1980)
- 313 Brian Sipe (1981)
- 310 Bernie Kosar (1986)
- 307 Bernie Kosar (1991)
- 303 Bernie Kosar (1989)
- 298 Derek Anderson (2007)**
- 291 Brian Sipe (1983)
- 286 Brian Sipe (1979)
- 273 Tim Couch (2002)
- 272 Tim Couch (2001)
- 271 Paul McDonald (1984)

Most Pass Completions – Game

- 36 Tim Couch (09/22/02 at Tennessee Titans)
- 33 Brian Sipe (12/05/1982 vs. San Diego Chargers)
- 32 Bernie Kosar (11/10/1986 vs. Miami Dolphins)
- 31 Brian Sipe (09/07/1981 vs. San Diego Chargers)
- 30 Brian Sipe (10/25/1981 vs. Baltimore Colts)
- 30 Brian Sipe (12/07/1980 vs. New York Jets)
- 30 Kelly Holcomb (11/28/2004 at Cincinnati)

Highest Completion Percentage – Career (minimum 750 attempts)

- 59.80 Tim Couch (1999-2003); 1,025-1,714
- 58.83 Bernie Kosar (1985-93); 1,853-3,150
- 57.92 Vinny Testaverde (1993-95); 578-998
- 57.89 Milt Plum (1957-61); 627-1,083
- 56.53 Brian Sipe (1973-83); 1,944-3,439
- 55.72 Otto Graham (1950-55); 872-1,565

Highest Completion Percentage – Season (minimum 200 attempts)

- 64.73 Otto Graham (1953); 167-258
- 64.12 Charlie Frye (2006); 252-393
- 63.91 Kelly Holcomb (2003); 193-302
- 63.72 Tim Couch (2000); 137-215
- 62.15 Bernie Kosar (1991); 307-494
- 61.95 Bernie Kosar (1987); 241-389
- 61.62 Tim Couch (2002); 273-443
- 61.48 Vinny Testaverde (1995); 241-392
- 60.83 Brian Sipe (1980); 337-554

Highest Completion Percentage – Game (minimum 15 attempts)

- 91.30 Vinny Testaverde (12/26/1993 at Los Angeles Rams); 23-21
- 82.86 Kelly Holcomb (11/16/2003 vs. Arizona Cardinals); 35-29
- 82.61 Bernie Kosar (12/06/1992 vs. Cincinnati Bengals); 23-19
- 82.35 George Ratterman (10/06/1956 at Pittsburgh Steelers); 17-14
- 82.14 Brian Sipe (10/24/1976 vs. San Diego Chargers); 28-23
- 81.82 Bernie Kosar (11/05/1989 at Tampa Bay Buccaneers); 22-18

Most Consecutive Pass Completions

- 16 Kelly Holcomb (11/16/2003 vs. Arizona through 11-23-03 vs. Pittsburgh Steelers)
- 16 Bernie Kosar (10/29/1989 vs. Houston Oilers through 11-5-89 at Tampa Bay Buccaneers)
- 15 Vinny Testaverde (12/26/1993 at Los Angeles Rams through 1-2-94 at Pittsburgh Steelers)
- 14 Brian Sipe (12/05/1982 vs. San Diego Chargers)
- 13 Derek Anderson (12/17/2006 at Baltimore Ravens)**
- 13 Paul McDonald (10/28/1984 vs. New Orleans Saints)
- 13 Brian Sipe (09/28/1980 vs. Tampa Bay Buccaneers)

Most Passing Yards – Career

- 23,713 Brian Sipe (1973-83)
- 21,904 Bernie Kosar (1985-93)
- 13,499 Otto Graham (1950-55)
- 13,361 Frank Ryan (1962-68)
- 11,131 Tim Couch (1999-2003)
- 9,725 Bill Nelsen (1968-72)
- 8,914 Milt Plum (1957-61)
- 7,700 Mike Phipps (1970-76)
- 7,255 Vinny Testaverde (1993-95)
- 5,279 Paul McDonald (1980-85)

Most Passing Yards – Season

- 4,132 Brian Sipe (1980)
- 3,876 Brian Sipe (1981)
- 3,854 Bernie Kosar (1986)
- 3,793 Brian Sipe (1979)
- 3,787 Derek Anderson (2007)**
- 3,566 Brian Sipe (1983)
- 3,533 Bernie Kosar (1989)
- 3,487 Bernie Kosar (1991)
- 3,472 Paul McDonald (1984)
- 3,040 Tim Couch (2001)
- 3,033 Bernie Kosar (1987)
- 2,974 Frank Ryan (1966)
- 2,906 Brian Sipe (1978)
- 2,842 Tim Couch (2002)
- 2,816 Otto Graham (1952)
- 2,743 Bill Nelsen (1969)

Most Passing Yards – Game

- 444 Brian Sipe (10/25/1981 vs. Baltimore Colts)
- 414 Bernie Kosar (11/23/1986 vs. Pittsburgh Steelers)
- 413 Kelly Holcomb (11/28/2004 at Cincinnati)
- 401 Bernie Kosar (11/10/1986 vs. Miami Dolphins)
- 401 Otto Graham (10/04/1952 at Pittsburgh Steelers)
- 392 Kelly Holcomb (11/16/2003 vs. Arizona Cardinals)
- 391 Brian Sipe (10/19/1980 vs. Green Bay Packers)
- 375 Brian Sipe (09/07/1981 vs. San Diego Chargers)
- 369 Otto Graham (10/15/1950 vs. Chicago Cardinals)
- 367 Frank Ryan (12/17/1966 at St. Louis Cardinals)
- 364 Derek Anderson (11/04/2007 vs. Seattle Seahawks)**
- 358 Brian Sipe (11/18/1979 vs. Miami Dolphins)
- 353 Bernie Kosar (12/10/1989 at Indianapolis Colts)
- 351 Brian Sipe (10/07/1979 vs. Pittsburgh Steelers)
- 349 Brian Sipe (10/26/1980 vs. Pittsburgh Steelers)
- 349 Tom O'Connell (11/17/1957 at Washington Redskins)
- 346 Bernie Kosar (11/15/1987 vs. Buffalo Bills)
- 346 Otto Graham (09/16/1950 at Philadelphia Eagles)

Most 300-yard Passing Games – Career

- 18 Brian Sipe (1973-83)
- 11 Bernie Kosar (1985-93)
- 7 Otto Graham (1950-55)

Most Passing TDs – Career

- 154 Brian Sipe (1973-83)
- 134 Frank Ryan (1962-68)
- 116 Bernie Kosar (1985-93)
- 88 Otto Graham (1950-55)
- 71 Bill Nelsen (1968-72)
- 66 Milt Plum (1957-61)
- 64 Tim Couch (1999-2003)
- 47 Vinny Testaverde (1993-95)



Most Passing TD Combination QB to Receiver – Career

- 49 QB Frank Ryan – WR Gary Collins
 29 QB Otto Graham – WR Dante Lavelli
 29 QB Brian Sipe – TE Ozzie Newsome
 26 QB Brian Sipe – WR Reggie Rucker
 25 QB Frank Ryan – WR Paul Warfield
 21 QB Milt Plum – WR Ray Renfro
 21 QB Brian Sipe – WR Dave Logan
 21 QB Bernie Kosar – WR Webster Slaughter
 19 QB Tim Couch – WR Kevin Johnson
 18 QB Derek Anderson – WR Braylon Edwards
 18 QB Bill Nelsen – WR Gary Collins
 17 QB Bill Nelsen – WR Paul Warfield
 16 QB Frank Ryan – RB Ernie Green
 16 QB Milt Plum – RB Bobby Mitchell
 15 QB Otto Graham – WR Dub Jones

Most Passing TDs – Season

- 30 Brian Sipe (1980)
 29 Derek Anderson (2007)
 29 Frank Ryan (1966)
 28 Brian Sipe (1979)
 26 Brian Sipe (1983)
 25 Frank Ryan (1964)
 25 Frank Ryan (1963)
 23 Bill Nelsen (1969)
 22 Bernie Kosar (1987)
 21 Brian Sipe (1978)
 21 Milt Plum (1960)

Most Passing TDs – Game

- 5 Derek Anderson (09/16/2007 vs. Cincinnati Bengals)
 5 Kelly Holcomb (11/28/2004 at Cincinnati Bengals)
 5 Brian Sipe (10/07/1979 vs. Pittsburgh Steelers)
 5 Bill Nelsen (11/02/1969 vs. Dallas Cowboys)
 5 Frank Ryan (12/12/1964 at New York Giants)

Most Consecutive Games TD Pass

- 23 Frank Ryan (1965) 1, (1966) 14, (1967) 8
 18 Milt Plum (1959) 1, (1960) 12, (1961) 5

Highest QB Rating – Career (minimum 750 attempts)

- 89.93 Milt Plum (1957-61)
 81.64 Bernie Kosar (1985-93)
 81.43 Frank Ryan (1962-68)
 80.89 Vinny Testaverde (1993-95)
 78.17 Otto Graham (1950-55)
 75.14 Tim Couch (1999-2003)
 74.79 Brian Sipe (1973-82)

Highest QB Rating – Season (minimum 200 attempts)

- 110.37 Milt Plum (1960)
 99.66 Otto Graham (1953)
 95.41 Bernie Kosar (1987)
 91.37 Brian Sipe (1980)
 90.59 Frank Ryan (1963)

Highest QB Rating – Game (minimum 15 attempts)

- 158.33 Brian Sipe (10/29/1978 vs. Buffalo Bills)
 158.33 Otto Graham (10/10/1954 vs. Chicago Cardinals)
 154.86 Milt Plum (11/13/1960 vs. St. Louis Cardinals)
 153.94 Milt Plum (10/25/1959 vs. Washington Redskins)
 150.57 Brian Sipe (11/19/1978 at Baltimore Colts)
 150.57 Otto Graham (10/04/1953 at Chicago Cardinals)
 146.39 Frank Ryan (10/24/1965 at New York Giants)
 145.29 Bernie Kosar (12/04/1988 vs. Dallas Cowboys)
 145.08 Milt Plum (10/23/1960 vs. Philadelphia Eagles)
 144.02 Gary Danielson (10/18/1987 at Cincinnati Bengals)
 143.00 Derek Anderson (10/28/2007 at St. Louis Rams)
 142.50 Derek Anderson (10/14/2007 vs. Miami Dolphins)

- 141.90 Kelly Holcomb (11/16/2003 vs. Arizona Cardinals)
 141.57 Otto Graham (10/09/1955 vs. Philadelphia Eagles)
 139.87 Jim Ninowski (10/21/1962 at St. Louis Cardinals)
 139.86 Frank Ryan (12/17/1966 at St. Louis Cardinals)
 138.95 Bernie Kosar (12/06/1992 vs. Cincinnati Bengals)
 137.31 Bernie Kosar (11/05/1989 at Tampa Bay Buccaneers)
 137.30 Tim Couch (12/30/01 at Tennessee Titans)

Most Passes Intercepted – Career

- 149 Brian Sipe (1973-83)
 94 Otto Graham (1950-55)
 88 Frank Ryan (1962-68)
 81 Mike Phipps (1970-76)
 81 Bernie Kosar (1985-93)

Most Passes Intercepted – Season

- 26 Brian Sipe (1979)
 25 Brian Sipe (1981)
 24 Otto Graham (1952)
 23 Paul McDonald (1984)
 23 Brian Sipe (1983)
 23 Bill Nelsen (1971)

Most Passes Intercepted – Game

- 6 Brian Sipe (10/16/1983 at Pittsburgh Steelers)
 6 Brian Sipe (11/22/1981 vs. Pittsburgh Steelers)
 5 Frank Ryan (11/06/1966 at Pittsburgh Steelers)
 5 Otto Graham (10/17/1954 at Pittsburgh Steelers)

Most Consecutive Attempts without an Interception

- 308* Bernie Kosar (1990-91)
 208 Milt Plum (1959-60)
 * NFL Record

Lowest Interception Percentage – Career (minimum 750 attempts)

- 2.57 Bernie Kosar (1985-93); 1,853-3,150
 3.60 Milt Plum (1957-61); 627-1,083
 3.72 Vinny Testaverde (1993-95); 558-969
 3.91 Tim Couch (1999-2003); 1,025-1,714
 4.33 Brian Sipe (1973-83); 1,944-3,439
 4.82 Paul McDonald (1980-85); 411-767

Lowest Interception Percentage – Season (minimum 200 attempts)

- 1.82 Bernie Kosar (1991); 307-494
 1.88 Bernie Kosar (1986); 310-531
 2.00 Milt Plum (1960); 151-250
 2.31 Bernie Kosar (1987); 241-389
 2.48 Vinny Testaverde (1995); 221-363

RECEIVING**Most Receptions – Career**

- 662 Ozzie Newsome (1978-90)
 331 Gary Collins (1962-71)
 323 Greg Pruitt (1973-81)
 315 Brian Brennan (1984-91)
 315 Kevin Johnson (1999-2003)
 310 Reggie Rucker (1975-81)
 305 Webster Slaughter (1986-91)
 297 Eric Metcalf (1989-94)
 281 Ray Renfro (1952-63)
 276 Earnest Byner (1984-88, 1994-95)
 276 Dennis Northcutt (2000-06)

Most Receptions – Season

- 89 Kellen Winslow (2006)
 89 Ozzie Newsome (1984)
 89 Ozzie Newsome (1983)
 84 Kevin Johnson (2001)
 82 Kellen Winslow (2007)
 80 Braylon Edwards (2007)



CLEVELAND BROWNS 2008 MEDIA GUIDE

- 69 Ozzie Newsome (1981)
- 69 Antonio Bryant (2005)
- 67 Kevin Johnson (2002)
- 66 Kevin Johnson (1999)
- 65 Webster Slaughter (1989)
- 65 Greg Pruitt (1981)
- 64 Webster Slaughter (1991)
- 63 Jamel White (2002)
- 63 Eric Metcalf (1993)
- 63 Mike Pruitt (1981)
- 63 Mike Pruitt (1980)

Most Receptions— Game

- 14 Ozzie Newsome (10/14/1984 vs. New York Jets)
- 11 Kellen Winslow (11/04/2007 vs. Seattle Seahawks)
- 11 Kellen Winslow (11/05/2006 at San Diego Chargers)
- 11 Kellen Winslow (12/31/2006 at Houston Texans)
- 11 Kevin Johnson (09/21/2003 at San Francisco 49ers)
- 11 Webster Slaughter (12/22/1991 at Pittsburgh Steelers)
- 11 Mac Speedie (11/09/1952 vs. Chicago Cardinals)

Most Consecutive Games with Reception

- 150 Ozzie Newsome (1979) 9 (1989) 7
- 73 Kevin Johnson (1999) 16 to (2003) 9
- 53 Mike Pruitt (1979) 7 (1983) 5

Most Receiving Yards— Career

- 7,980 Ozzie Newsome (1978-90)
- 5,508 Ray Renfro (1952-63)
- 5,299 Gary Collins (1962-71)
- 5,210 Paul Warfield (1964-69, 1976-77)
- 4,953 Reggie Rucker (1975-81)
- 4,834 Webster Slaughter (1986-91)
- 4,247 Dave Logan (1976-83)
- 4,208 Milt Morin (1966-75)
- 4,148 Brian Brennan (1984-91)
- 3,908 Dante Lavelli (1950-56)
- 3,836 Kevin Johnson (1999-2003)
- 3,597 Reggie Langhorne (1985-91)
- 3,438 Dennis Northcutt (2000-06)
- 3,372 Darrell Brewster (1952-58)
- 3,022 Greg Pruitt (1973-81)
- 2,732 Eric Metcalf (1989-94)

Most Receiving Yards— Season

- 1,289 Braylon Edwards (2007)
- 1,236 Webster Slaughter (1989)
- 1,106 Kellen Winslow (2007)
- 1,097 Kevin Johnson (2001)
- 1,067 Paul Warfield (1968)
- 1,009 Antonio Bryant (2005)
- 1,002 Ozzie Newsome (1981)
- 1,001 Ozzie Newsome (1984)
- 986 Kevin Johnson (1999)
- 982 Dave Logan (1979)
- 970 Ozzie Newsome (1983)
- 964 Quincy Morgan (2002)
- 946 Gary Collins (1966)
- 920 Paul Warfield (1964)
- 911 Mac Speedie (1952)
- 906 Webster Slaughter (1991)
- 893 Reggie Rucker (1978)
- 886 Paul Warfield (1969)

Most Receiving Yards— Game

- 191 Ozzie Newsome (10/14/1984 vs. New York Jets)
- 186 Webster Slaughter (10/23/1989 vs. Chicago Bears)
- 184 Webster Slaughter (10/29/1989 vs. Houston Oilers)

- 182 Darrel Brewster (12/06/1953 vs. New York Giants)
- 177 Eric Metcalf (09/20/1992 at Los Angeles Raiders)
- 177 Reggie Rucker (11/18/1979 vs. Miami Dolphins)
- 177 Gern Nagler (11/20/1960 at Pittsburgh Steelers)
- 176 Brian Brennan (12/21/1986 vs. San Diego Chargers)
- 173 Andre Rison (10/29/1995 at Cincinnati Bengals)
- 171 Derrick Alexander (12/04/1994 vs. New York Giants)
- 166 Ray Renfro (11/26/1961 vs. New York Giants)
- 165 Dennis Northcutt (10/06/2002 vs. Baltimore Ravens)

Most 100-yard Receiving Games— Career

- 14 Webster Slaughter (1986-91)
- 14 Ray Renfro (1952-63)
- 12 Paul Warfield (1964-69, 1976-77)
- 11 Gary Collins (1962-71)
- 9 Ozzie Newsome (1978-90)
- 9 Dante Lavelli (1950-56)

Most Seasons 50 or More Receptions

- 6 Ozzie Newsome (1979-81, 1983-85)
- 4 Kevin Johnson (1999-2002)
- 3 Eric Metcalf (1989-90, 1993)
- 3 Webster Slaughter (1989-91)
- 3 Gary Collins (1965-66, 1969)

Highest Receiving Average— Career (minimum 100 receptions)

- 19.60 Ray Renfro (1952-63); 281-5,508
- 19.23 Paul Warfield (1964-69, 1976-77); 271-5,210
- 18.44 Ricky Feacher (1976-84); 113-2,084

Highest Receiving Average— Season (minimum 20 receptions)

- 28.05 Ray Renfro (1957); 21-589
- 23.88 Ray Renfro (1958); 24-573
- 22.55 Ricky Feacher (1981); 29-654

Highest Receiving Average— Game (minimum 3 receptions)

- 52.33 Rich Kreitling (10/02/1960 vs. Pittsburgh Steelers); 3-157
- 48.67 Clarence Weathers (10/13/1985 at Houston Oilers); 3-146
- 46.00 Webster Slaughter (10/29/1989 vs. Houston Oilers); 4-184

Most Receiving TDs— Career

- 70 Gary Collins (1962-71)
- 52 Paul Warfield (1964-69, 1976-77)
- 50 Ray Renfro (1952-63)
- 47 Ozzie Newsome (1978-90)
- 33 Dante Lavelli (1950-56)
- 32 Reggie Rucker (1975-81)
- 27 Webster Slaughter (1986-91)
- 26 Michael Jackson (1991-95)
- 25 Braylon Edwards (2005-07)
- 24 Dave Logan (1976-83)
- 23 Kevin Johnson (1999-2003)
- 20 Ernie Green (1962-68)
- 20 Jim Brown (1957-65)
- 19 Brian Brennan (1984-91)
- 19 Darrell Brewster (1952-58)
- 17 Greg Pruitt (1973-81)
- 17 Dub Jones (1950-55)

Most Receiving TDs— Season

- 16 Braylon Edwards (2007)
- 13 Gary Collins (1963)
- 12 Paul Warfield (1968)



- 12 Gary Collins (1966)
- 11 Gary Collins (1969)
- 10 Paul Warfield (1969)
- 10 Gary Collins (1965)
- 9 Kevin Johnson (2001)
- 9 Leroy Hoard (1991)
- 9 Ozzie Newsome (1979)
- 9 Paul Warfield (1964)
- 8 Kevin Johnson (1999)
- 8 Reggie Rucker (1978)

Most Receiving TDs – Game

- 3 **Braylon Edwards (10/14/2007 vs. Miami Dolphins)**
- 3 **Steve Heiden (11/28/2004 at Cincinnati Bengals)**
- 3 Eric Metcalf (09/20/1992 at Los Angeles Raiders)
- 3 Calvin Hill (11/19/1978 at Baltimore Colts)
- 3 Larry Poole (11/13/1977 at Pittsburgh Steelers)
- 3 Reggie Rucker (09/12/1976 vs. New York Jets)
- 3 Gary Collins (10/20/1963 vs. Philadelphia Eagles)
- 3 Ray Renfro (11/22/1959 vs. Pittsburgh Steelers)
- 3 Darrel Brewster (12/06/1953 vs. New York Giants)
- 3 Mac Speedie (12/02/1951 vs. Chicago Cardinals)

Most Consecutive Games with TD Reception

- 7 Gary Collins (1963) 2 (1964) 5
- 6 Paul Warfield (1968)

INTERCEPTIONS**Most Passes Intercepted – Career**

- 45 Thom Darden (1972-74, 1976-81)
- 40 Warren Lahr (1950-59)
- 39 Clarence Scott (1971-83)
- 30 Ken Konz (1953-59)
- 29 Bernie Parrish (1959-66)
- 27 Mike Howell (1965-72)
- 27 Ross Fichtner (1960-67)
- 26 Felix Wright (1985-90)
- 26 Hanford Dixon (1981-89)
- 26 Tommy James (1950-55)

Most Passes Intercepted – Season

- 10 Anthony Henry (2001)
- 10 Thom Darden (1978)
- 9 Eric Turner (1994)
- 9 Felix Wright (1989)
- 9 Tommy James (1950)
- 8 Thom Darden (1974)
- 8 Bobby Franklin (1960)
- 8 Jim Shofner (1960)

Most Passes Intercepted – Game

- 3 Anthony Henry (11/18/2001 at Baltimore Ravens)
- 3 Anthony Henry (09/23/2001 vs. Detroit Lions)
- 3 Stevon Moore (09/17/1995 at Houston Oilers)
- 3 Frank Minnifield (11/22/1987 at Houston Oilers)
- 3 Hanford Dixon (12/19/1982 vs. Pittsburgh Steelers)
- 3 Ron Bolton (11/27/1977 vs. Los Angeles Rams)
- 3 Ross Fichtner (10/23/1966 vs. Dallas Cowboys)
- 3 Bernie Parrish (12/03/1961 at Dallas Cowboys)
- 3 Bobby Franklin (12/11/1960 vs. Chicago Bears)
- 3 Tommy James (11/01/1953 vs. Washington Redskins)
- 3 Tommy James (11/05/1950 at Chicago Cardinals)

Most Interception Return Yards – Career

- 820 Thom Darden (1972-74, 1976-81)
- 581 Ross Fichtner (1960-67)
- 557 Bernie Parrish (1959-66)
- 530 Warren Lahr (1950-59)
- 469 Felix Wright (1985-90)

- 414 Erich Barnes (1965-71)
- 407 Clarence Scott (1971-83)
- 392 Ken Konz (1953-59)
- 389 Don Paul (1954-58)
- 283 Anthony Henry (2001-04)
- 278 Jim Houston (1960-72)

Most Interception Return Yards – Season

- 238 Bernie Parrish (1960)
- 200 Thom Darden (1978)
- 199 Eric Turner (1994)
- 190 Don Paul (1956)
- 177 Anthony Henry (2001)
- 162 Ben Davis (1968)
- 152 Felix Wright (1987)
- 152 Ross Fichtner (1966)
- 133 Ken Konz (1954)
- 131 Bobby Franklin (1960)

Most Interception Return Yards – Game

- 115 Bernie Parrish (12/11/1960 vs. Chicago Bears)
- 108 Felix Wright (10/26/1987 vs. Los Angeles Rams)
- 101 Eric Turner (09/18/1994 vs. Arizona Cardinals)
- 100 Brodney Pool (11/18/2007 at Baltimore Ravens)**
- 98 Ross Fichtner (10/23/1966 vs. Dallas Cowboys)
- 97 Anthony Henry (12/16/2001 vs. Jacksonville Jaguars)
- 97 Najee Mustafa (10/10/1993 vs. Miami Dolphins)
- 95 Bobby Franklin (12/11/1960 vs. Chicago Bears)
- 93 Ross Fichtner (10/01/1967 at New Orleans Saints)
- 92 David Brandon (11/29/1992 vs. Chicago Bears)
- 83 Ken Konz (11/02/1958 vs. New York Giants)

Highest Average Gain on Interceptions – Career (minimum 10 int.)

- 23.00 Erich Barnes (1965-71); 18-414
- 21.73 Oliver Davis (1977-80); 11-239
- 21.52 Ross Fichtner (1960-67); 27-581

Highest Average Gain on Interceptions – Season (minimum 3 int.)

- 39.67 Bernie Parrish (1960); 6-238
- 38.00 Felix Wright (1987); 4-152
- 34.67 Brian Washington (1988); 3-104

Highest Average Gain on Interceptions – Game (minimum 2 int.)

- 57.50 Bernie Parrish (12/11/1960 vs. Chicago Bears); 2-115
- 54.00 Felix Wright (10/26/1987 vs. Los Angeles Rams); 2-108
- 50.50 Eric Turner (09/18/1994 vs. Arizona Cardinals); 2-101

Most TDs on Interceptions – Career

- 5 Warren Lahr (1950-59)
- 4 Ken Konz (1953-59)
- 3 Bernie Parrish (1959-66)
- 3 Jim Houston (1960-72)
- 3 Ross Fichtner (1960-67)
- 3 Erich Barnes (1965-71)

Most TDs on Interceptions – Season

- 2 Thane Gash (1989)
- 2 Jim Houston (1967)
- 2 Bobby Franklin (1960)
- 2 Ken Konz (1954)
- 2 Warren Lahr (1951)
- 2 Warren Lahr (1950)

Most TDs on Interceptions – Game

- 2 Bobby Franklin (12/11/1960 vs. Chicago Bears)



PUNTING

Most Punts – Career

651	Don Cockroft (1968-80)
466	Chris Gardocki (1999-2003)
385	Horace Gillom (1950-56)
336	Gary Collins (1962-71)
253	Jeff Gossett (1983, 1985-87)
236	Brian Hansen (1991-93)

Most Punts – Season

108	Chris Gardocki (2000)
106	Chris Gardocki (1999)
99	Chris Gardocki (2001)
97	Bryan Wagner (1989)
90	Don Cockroft (1974)
85	Derrick Frost (2004)
83	Jeff Gossett (1986)
82	Brian Hansen (1993)
82	Don Cockroft (1975)
82	Don Cockroft (1973)

Most Punts – Game

12	Chris Gardocki (12/03/2000 at Jacksonville Jaguars)
12	Bryan Wagner (11/19/1989 vs. Kansas City Chiefs)
12	Horace Gillom (12/03/1950 vs. Philadelphia Eagles)
11	Don Cockroft (10/15/1972 vs. Chicago Bears)
11	Gary Collins (12/12/1965 at Los Angeles Rams)
11	Horace Gillom (10/04/1953 at Chicago Cardinals)

Most Punt Yards – Career

26,262	Don Cockroft (1968-80)
20,220	Chris Gardocki (1999-2003)
16,872	Horace Gillom (1950-56)
13,764	Gary Collins (1962-71)
10,317	Jeff Gossett (1983, 1985-87)
10,112	Brian Hansen (1991-93)

Most Punt Yards – Season

4,919	Chris Gardocki (2000)
4,645	Chris Gardocki (1999)
4,249	Chris Gardocki (2001)
3,817	Bryan Wagner (1989)
3,643	Don Cockroft (1974)
3,632	Brian Hansen (1993)
3,563	Dave Zastudil (2006)
3,498	Don Cockroft (1972)

Most Punt Yards – Game

517	Chris Gardocki (12/03/2000 at Jacksonville Jaguars)
510	Horace Gillom (12/03/1950 vs. Philadelphia Eagles)
497	Gary Collins (12/12/1965 at Los Angeles Rams)
491	Chris Gardocki (11/26/2000 at Baltimore Ravens)
480	Don Cockroft (10/15/1972 vs. Chicago Bears)
468	Horace Gillom (10/04/1953 at Chicago Cardinals)
463	Bryan Wagner (11/19/1989 vs. Kansas City Chiefs)

Best Gross Punting Average – Career
(minimum 50 attempts)

43.82	Horace Gillom (1950-56); 385-16,872
43.39	Chris Gardocki (1999-2003); 466-20,220
43.15	Dave Zastudil (2006-07); 130-5,609
42.85	Brian Hansen (1991-93); 236-10,112
42.64	Sam Baker (1960-61); 108-4,605
42.02	Steve Cox (1981-84); 190-7,984
41.69	Tom Tupa (1993-95); 139-5,795

Best Gross Punting Average – Season
(minimum 35 attempts)

46.69	Gary Collins (1965); 65-3,035
45.69	Horace Gillom (1952); 61-2,787
45.55	Chris Gardocki (2000); 108-4,919
45.49	Horace Gillom (1951); 73-3,321
44.29	Brian Hansen (1993); 82-3,632
43.99	Dave Zastudil (2006); 81-3,563
43.82	Chris Gardocki (1999); 106-4,645
43.81	Horace Gillom (1953); 63-2,760

Best Gross Punting Average – Game

58.00	Johnny Evans (12/03/1978 at Seattle Seahawks); 1-58
56.50	Sam Baker (11/13/1960 vs. St. Louis Cardinals); 2-113
54.75	Horace Gillom (11/28/1954 at New York Giants); 4-219
54.33	Gary Collins (10/17/1965 vs. Dallas Cowboys); 6-326
54.00	Dave Mays (09/26/1976 at Denver Broncos); 1-54

Most Punts Inside 20 Yard Line – Career

114	Chris Gardocki (1999-2003)
63	Brian Hansen (1991-93)
59	Jeff Gossett (1983, 1985-87)
45	Bryan Wagner (1989-90)
43	Tom Tupa (1993-95)
42	Dave Zastudil (2006-07)
38	Steve Cox (1981-84)

Most Punts Inside 20 Yard Line – Season

32	Bryan Wagner (1989)
28	Brian Hansen (1992)
28	Dave Zastudil (2006)
27	Chris Gardocki (2002)
27	Tom Tupa (1994)
25	Chris Gardocki (2001)
25	Chris Gardocki (2000)
24	Derrick Frost (2004)
22	Kyle Richardson (2005)
21	Jeff Gossett (1986)
21	Greg Coleman (1977)

PUNT RETURNS

Most Punt Returns – Career

202	Dennis Northcutt (2000-06)
161	Gerald McNeil (1986-89)
127	Eric Metcalf (1989-94)
111	Dino Hall (1979-83)
94	Leroy Kelly (1964-73)
78	Keith Wright (1978-80)
68	Ken Konz (1953-59)
67	Billy Reynolds (1953-54, 1957)
56	Greg Pruitt (1973-81)
55	Brian Brennan (1984-91)

Most Punt Returns – Season

49	Gerald McNeil (1989)
44	Eric Metcalf (1992)
40	Gerald McNeil (1986)
39	Dino Hall (1983)
38	Gerald McNeil (1988)
37	Keith Wright (1978)
36	Eric Metcalf (1993)
36	Dennis Northcutt (2004)
36	Dennis Northcutt (2003)
35	Dennis Northcutt (2005)
35	Eric Metcalf (1994)
34	Gerald McNeil (1987)
33	Dino Hall (1981)



Most Punt Returns – Game

- 7 Eric Metcalf (11/08/1992 at Houston Oilers)
- 7 Gerald McNeil (11/19/1989 vs. Kansas City Chiefs)
- 7 Gerald McNeil (11/16/1986 at Los Angeles Raiders)
- 7 Gerald McNeil (10/12/1986 vs. Kansas City Chiefs)
- 7 Dino Hall (10/25/1981 vs. Baltimore Colts)
- 7 Chet Hanulak (11/07/1954 vs. Washington Redskins)

Most Punt Return Yards – Career

- 2,149 Dennis Northcutt (2000-06)
- 1,545 Gerald McNeil (1986-89)
- 1,341 Eric Metcalf (1989-94)
- 990 Leroy Kelly (1964-73)
- 901 Dino Hall (1979-83)
- 659 Greg Pruitt (1973-81)
- 607 Bobby Mitchell (1958-61)
- 556 Ken Konz (1953-59)

Most Punt Return Yards – Season

- 496 Gerald McNeil (1989)
- 464 Eric Metcalf (1993)
- 432 Dennis Northcutt (2004)
- 429 Eric Metcalf (1992)
- 405 Joshua Cribbs (2007)**
- 386 Gerald McNeil (1987)
- 368 Dennis Northcutt (2005)
- 367 Dennis Northcutt (2002)
- 349 Greg Pruitt (1974)
- 348 Eric Metcalf (1994)
- 348 Gerald McNeil (1986)
- 315 Gerald McNeil (1988)
- 312 Dennis Northcutt (2006)
- 295 Dennis Northcutt (2003)
- 295 Dino Hall (1979)
- 292 Leroy Kelly (1971)
- 290 Rolly Woolsey (1977)
- 289 Dennis Northcutt (2000)

Most Punt Return Yards – Game

- 166 Eric Metcalf (10/24/1993 vs. Pittsburgh Steelers)
- 135 Joshua Cribbs (12/30/2007 vs. San Francisco 49ers)**
- 115 Eric Metcalf (09/04/1994 at Cincinnati Bengals)
- 109 Leroy Kelly (11/28/1965 at Pittsburgh Steelers)
- 106 Gerald McNeil (09/28/1986 vs. Detroit Lions)
- 105 Dennis Northcutt (09/22/02 at Tennessee Titans)
- 104 Dennis Northcutt (11/05/2006 at San Diego Chargers)
- 103 Gerald McNeil (12/10/1989 at Indianapolis Colts)
- 101 Ken Carpenter (11/30/1952 at Washington Redskins)
- 100 Eric Metcalf (11/29/1992 vs. Chicago Bears)
- 92 Gerald McNeil (11/08/1987 vs. Atlanta Falcons)
- 91 Dennis Northcutt (01/01/2006 vs. Baltimore Ravens)
- 87 Dennis Northcutt (11/03/2002 vs. Pittsburgh Steelers)
- 87 Eric Metcalf (11/09/1992 at Houston Oilers)

Most Punt Return TDs – Career

- 5 Eric Metcalf (1989-94)
- 3 Leroy Kelly (1964-73)
- 3 Bobby Mitchell (1958-61)
- 3 Dennis Northcutt (2000-06)

Most Punt Return TDs – Season

- 2 Dennis Northcutt (2002)
- 2 Eric Metcalf (1994)
- 2 Eric Metcalf (1993)
- 2 Leroy Kelly (1965)

Most Punt Return TDs – Game

- 2 Eric Metcalf (10/24/1993 vs. Pittsburgh Steelers)

Highest Punt Return Average – Career (minimum 50 returns)

- 11.77 Greg Pruitt (1973-81); 56-659
- 11.24 Bobby Mitchell (1958-61); 54-607
- 10.64 Dennis Northcutt (2000-06); 202-2,149
- 10.56 Eric Metcalf (1989-94); 127-1,341
- 10.53 Leroy Kelly (1964-73); 94-990
- 9.60 Gerald McNeil (1986-89); 161-1,545

Highest Punt Return Average – Season (minimum 15 returns)

- 15.59 Leroy Kelly (1965); 17-265
- 14.68 Dennis Northcutt (2002); 25-367
- 13.50 Joshua Cribbs (2007); 30-405**
- 12.93 Greg Pruitt (1974); 27-349
- 12.89 Eric Metcalf (1993); 36-464
- 12.72 Ben Davis (1967); 18-229
- 12.00 Dennis Northcutt (2004); 36-432
- 11.35 Gerald McNeil (1987); 34-386

Highest Punt Return Average – Game (minimum 3 returns)

- 34.67 Dennis Northcutt (11/05/2006 at San Diego Chargers); 3-104
- 33.75 Joshua Cribbs (12/30/2007 vs. San Francisco); 4-135**
- 28.75 Eric Metcalf (09/04/1994 at Cincinnati Bengals); 4-115
- 27.67 Eric Metcalf (10/23/1994 vs. Cincinnati Bengals); 3-83
- 27.67 Bobby Mitchell (10/08/1961 vs. Washington Redskins); 3-83
- 27.33 Greg Pruitt (10/27/1974 vs. Denver Broncos); 3-82
- 27.25 Leroy Kelly (11/28/1965 at Pittsburgh Steelers); 4-109

KICKOFF RETURNS**Most Kickoff Returns – Career**

- 165 Joshua Cribbs (2005-07)**
- 151 Dino Hall (1979-83)
- 139 Eric Metcalf (1989-94)
- 88 Andre' Davis (2002-04)
- 87 Glen Young (1984-85, 1987-88)
- 82 Randy Baldwin (1991-94)
- 76 Leroy Kelly (1964-73)
- 70 Keith Wright (1978-80)
- 64 Gerald McNeil (1986-89)
- 62 Walter Roberts (1964-66)
- 62 Bobby Mitchell (1958-61)
- 60 Billy Lefear (1972-75)

Most Kickoff Returns – Season

- 61 Joshua Cribbs (2006)**
- 59 Joshua Cribbs (2007)**
- 52 Eric Metcalf (1990)
- 50 Andre' Davis (2002)
- 50 Dino Hall (1979)
- 47 Gerald McNeil (1986)
- 46 Richard Alston (2004)
- 45 Joshua Cribbs (2005)**
- 44 Ronnie Powell (1999)
- 43 Jamel White (2000)
- 38 Andre' Davis (2003)
- 36 Dino Hall (1981)



CLEVELAND BROWNS 2008 MEDIA GUIDE

- 35 Glen Young (1985)
- 32 Dino Hall (1980)
- 32 Larry Collins (1978)
- 31 Eric Metcalf (1989)

Most Kickoff Returns – Game

- 10 Richard Alston (11/28/2004 at Cincinnati Bengals)
- 9 Dino Hall (10/07/1979 vs. Pittsburgh Steelers)
- 8 Dino Hall (11/25/1979 at Pittsburgh Steelers)
- 7 Joshua Cribbs (11/18/2007 at Baltimore Ravens)
- 7 Dino Hall (11/29/1981 vs. Cincinnati Bengals)

Most Kickoff Return Yards – Career

- 4,397 Joshua Cribbs (2005-07)
- 3,185 Dino Hall (1979-83)
- 2,806 Eric Metcalf (1989-94)
- 2,079 Glen Young (1984-85, 1987-88)
- 1,872 Randy Baldwin (1991-94)
- 1,871 Andre' Davis (2002-04)
- 1,784 Leroy Kelly (1964-73)
- 1,767 Keith Wright (1978-80)
- 1,608 Walter Roberts (1964-66)
- 1,550 Bobby Mitchell (1958-61)
- 1,523 Greg Pruitt (1973-81)
- 1,461 Billy Lefear (1972-75)
- 1,301 Gerald McNeil (1986-89)

Most Kickoff Return Yards – Season

- 1,809 Joshua Cribbs (2007)
- 1,494 Joshua Cribbs (2006)
- 1,094 Joshua Cribbs (2005)
- 1,068 Andre' Davis (2002)
- 1,052 Eric Metcalf (1990)
- 1,016 Richard Alston (2004)
- 1,014 Dino Hall (1979)
- 997 Gerald McNeil (1986)
- 986 Ronnie Powell (1999)
- 898 Glen Young (1985)
- 813 Dino Hall (1981)
- 803 Andre' Davis (2003)
- 789 Keith Wright (1978)
- 753 Randy Baldwin (1994)
- 739 Homer Jones (1970)

Most Kickoff Return Yards – Game

- 245 Joshua Cribbs (11/18/2007 at Baltimore Ravens)
- 212 Richard Alston (11/28/2004 at Cincinnati Bengals)
- 204 Joshua Cribbs (11/11/2007 at Pittsburgh Steelers)
- 197 Richard Alston (11/7/2004 at Baltimore Ravens)
- 183 Joshua Cribbs (09/16/2007 vs. Cincinnati Bengals)
- 174 Joshua Cribbs (09/23/2007 at Oakland Raiders)
- 172 Dino Hall (10/07/1979 vs. Pittsburgh Steelers)
- 169 Dino Hall (11/29/1981 vs. Cincinnati Bengals)
- 168 Andre' Davis (10/20/2002 vs. Houston Texans)
- 165 Eric Metcalf (12/09/1990 at Houston Oilers)
- 165 Greg Pruitt (11/03/1974 at San Diego Chargers)
- 162 Dino Hall (11/25/1979 at Pittsburgh Steelers)
- 162 Billy Lefear (12/09/1973 at Cincinnati Bengals)
- 161 Joshua Cribbs (11/04/2007 vs. Seattle Seahawks)
- 160 Eric Metcalf (09/16/1990 at New York Jets)
- 157 Glen Young (12/01/1985 at New York Giants)
- 155 Joshua Cribbs (11/27/2005 at Minnesota Vikings)

- 152 Joshua Cribbs (10/23/2005 vs. Detroit Lions)
- 150 Joshua Cribbs (11/19/2006 vs. Pittsburgh Steelers)
- 145 Gerald McNeil (10/05/1986 at Pittsburgh Steelers)

Most Kickoff Return TDs – Career

- 4 Joshua Cribbs (2005-07)
- 3 Bobby Mitchell (1958-61)
- 2 Eric Metcalf (1989-94)

Most Kickoff Return TDs – Season

- 2 Joshua Cribbs (2007)
- 2 Eric Metcalf (1990)

Most Kickoff Return TDs – Game

- 1 17 times; most recent, Joshua Cribbs (11/11/2007 at Pittsburgh Steelers)

Highest Kickoff Return Average – Career (minimum 50 returns)

- 26.65 Joshua Cribbs (2005-07); 165-4,397
- 26.26 Greg Pruitt (1973-81); 58-1,523
- 25.94 Walter Roberts (1964-66); 62-1,608
- 25.24 Keith Wright (1978-80); 70-1,767
- 25.00 Bobby Mitchell (1958-61); 62-1,550
- 24.35 Billy Lefear (1972-75); 60-1,461

Highest Kickoff Return Average – Season (minimum 12 returns)

- 31.69 Billy Lefear (1975); 13-412
- 30.66 Joshua Cribbs (2007); 59-1,809
- 29.50 Billy Reynolds (1954); 14-413
- 28.88 Bo Scott (1969); 25-722
- 28.31 Greg Pruitt (1973); 16-453
- 27.55 Greg Pruitt (1974); 22-606

Highest Kickoff Return Average – Game (minimum 3 returns)

- 51.00 Joshua Cribbs (11/11/2007 at Pittsburgh Steelers); 4-204
- 48.33 Gerald McNeil (10/05/1986 at Pittsburgh Steelers); 3-145
- 45.67 Herman Fontenot (10/30/1988 vs. Cincinnati Bengals); 3-137
- 43.50 Joshua Cribbs (09/23/2007 at Oakland Raiders); 4-174
- 43.00 Keith Wright (09/02/1979 at New York Jets); 3-129
- 42.00 Andre' Davis (10/20/2002 vs. Houston Texans); 4-168
- 42.00 Ben Davis (12/10/1967 at St. Louis Cardinals); 3-126
- 41.25 Eric Metcalf (12/09/1990 at Houston Oilers); 4-165

COMBINED NET YARDS

Combined Net Yards, Most Attempts – Career

- 2,650 Jim Brown (1957-65); 2,359 R, 262 P, 29 PR
- 2,087 Leroy Kelly (1964-73); 1,727 R, 190 P, 94 KR, 76 PR
- 1,860 Mike Pruitt (1976-84); 1,593 R, 255 P, 12 PR

Combined Net Yards, Most Attempts – Season

- 353 Reuben Droughns (2005); 309 R, 39 P, 5 KR
- 353 Jim Brown (1961); 305 R, 46 P, 2 PR
- 328 Jamal Lewis (2007); 298 R, 30 P
- 323 Mike Pruitt (1983); 293 R, 30 P
- 323 Jim Brown (1965); 289 R, 34 P

Combined Net Yards, Most Attempts – Game

- 39 Lee Suggs (12/26/2004 at Miami Dolphins); 38 R, 1 P
- 39 Mike Pruitt (12/03/1981 at Houston Oilers); 32 R, 7 P
- 39 Jim Brown (10/04/1959 at Chicago Cardinals); 37 R, 2 P



- 38 Earnest Byner (12/17/1995 vs. Cincinnati Bengals); 31 R, 7 P
 38 Jim Brown (11/19/1961 vs. Philadelphia Eagles); 34 R, 3 P, 1 PR

Combined Net Yards, Most Yards – Career

- 15,459 Jim Brown (1957-65); 12,312 R, 2,499 P, 648 KR
 12,329 Leroy Kelly (1964-73); 7,274 R, 2,281 P, 1,784 KR, 990 PR
 10,700 Greg Pruitt (1973-81); 5,496 R, 3,022 P, 1,523 KR, 659 PR

Combined Net Yards, Most Yards – Season

- 2,312 Joshua Cribbs (2007); 1,809 KR, 405 PR, 37 P, 61 R
 2,131 Jim Brown (1963); 1,863 R, 268 P
 2,014 Leroy Kelly (1966); 1,141 R, 366 P, 403 KR, 104 PR
 1,932 Eric Metcalf (1993); 611 R, 539 P, 318 KR, 464 PR

Combined Net Yards, Most Yards – Game

- 313 Jim Brown (11/19/1961 vs. Philadelphia Eagles); 237 R, 52 P, 24 KR
 309 Joshua Cribbs (11/18/2007 at Baltimore Ravens); 245 KR, 61 PR, 3 R
 304 Greg Pruitt (11/23/1975 vs. Cincinnati Bengals); 121 R, 106 P, 36 KR, 41 PR
 299 Leroy Kelly (12/04/1966 vs. New York Giants); 126 R, 71 P, 102 KR

Combined Net Yards, High Average – Career (minimum 500 attempts)

- 11.94 Ozzie Newsome (1978-90); 682-8,144
 8.87 Bobby Mitchell (1958-61); 667-5,916
 7.89 Eric Metcalf (1989-94); 1,155-9,108

Combined Net Yards, High Average – Season (minimum 100 attempts)

- 22.89 Joshua Cribbs (2007); 101-2,312
 14.32 Dino Hall (1979); 103-1,475
 10.90 Greg Pruitt (1973); 102-1,112
 10.06 Dennis Northcutt (2003); 110-1,107
 9.77 Bobby Mitchell (1958); 128-1,250

Combined Net Yards, High Average – Game (minimum 10 attempts)

- 25.75 Joshua Cribbs (11/18/2007 at Baltimore Ravens); 12-309
 21.20 Richard Alston (11/28/2004 at Cincinnati Bengals); 10-212
 19.75 Eric Metcalf (10/24/1993 vs. Pittsburgh Steelers); 12-237
 19.75 Dino Hall (10/07/1979 vs. Pittsburgh Steelers); 12-237
 19.64 Eric Metcalf (12/09/1990 at Houston Oilers); 11-216

SCRIMMAGE YARDS**Scrimmage Yards, Most Attempts – Career**

- 2,621 Jim Brown (1957-65); 2,359 R, 262 P
 1,917 Leroy Kelly (1964-73); 1,727 R, 190 P
 1,848 Mike Pruitt (1976-84); 1,593 R, 255 P

Scrimmage Yards, Most Attempts – Season

- 351 Jim Brown (1961); 305 R, 46 P
 348 Reuben Droughns (2005); 309 R; 39 P
 328 Jamal Lewis (2007); 298 R, 30 P
 323 Mike Pruitt (1983); 293 R, 30 P
 323 Jim Brown (1965); 289 R, 34 P

Scrimmage Yards, Most Attempts – Game

- 39 Lee Suggs (12/26/2004 at Miami Dolphins); 38 R, 1 P
 39 Mike Pruitt (12/03/1981 at Houston Oilers); 32 R, 7 P
 39 Jim Brown (10/04/1959 at Chicago

Cardinals); 37 R, 2 P

- 38 Earnest Byner (12/17/1995 vs. Cincinnati Bengals); 31 R, 7 P

Scrimmage Yards, Most Yards – Career

- 14,811 Jim Brown (1957-65); 12,312 R, 2,499 P
 9,555 Leroy Kelly (1964-73); 7,274 R, 2,281 P
 8,518 Greg Pruitt (1973-81); 5,496 R, 3,022 P

Scrimmage Yards, Most Yards – Season

- 2,131 Jim Brown (1963); 1,863 R, 268 P
 1,872 Jim Brown (1965); 1,544 R, 328 P
 1,867 Jim Brown (1961); 1,408 R, 459 P

Scrimmage Yards, Most Yards – Game

- 289 Jim Brown (11/19/1961 vs. Philadelphia Eagles); 237 R, 52 P
 262 Jim Brown (09/15/1963 vs. Washington Redskins); 162 R, 100 P
 258 Jim Brown (11/24/1957 vs. Los Angeles Rams); 237 R, 21 P

Scrimmage Yards, High Average – Career (minimum 400 attempts)

- 14.81 Ray Renfro (1952-63); 418-6,190
 11.93 Ozzie Newsome (1978-90); 680-8,115
 8.09 Dub Jones (1950-55); 481-3,893

Scrimmage Yards, High Average – Season (minimum 100 attempts)

- 8.53 Dub Jones (1952); 108-921
 7.93 Dub Jones (1951); 134-1,062
 7.64 Dub Jones (1950); 101-772

Scrimmage Yards, High Average – Game (minimum 10 attempts)

- 18.42 Marion Motley (10/29/1950 vs. Pittsburgh Steelers); 12-221
 17.70 Gern Nagler (11/20/1960 at Pittsburgh Steelers); 10-177
 16.33 Dub Jones (11/25/1951 vs. Chicago Bears); 12-196

QUARTERBACK SACKS**Most Sacks – Career**

- 76.5 Clay Matthews (1978-93)
 69 Jerry Sherk (1970-81)
 58 Walter Johnson (1965-76)

Most Sacks – Season

- 14.5 Bill Glass (1965)
 14 Jack Gregory (1970)
 14 Reggie Camp (1984)
 13 Jamir Miller (2001)
 12 Clay Matthews (1984)
 12 Jerry Sherk (1979)
 11 Kamerion Wimbley (2006)

Most Sacks – Game

- 4 Andra Davis (11/9/2003 at Kansas City Chiefs)
 4 Jerry Sherk (11/14/1976 vs. Philadelphia Eagles)
 4 Mack Mitchell (11/20/1977 vs. New York Giants)

Most Consecutive Games At Least One Sack

- 7 Bill Glass (1966)

Most Sack Yards – Career

- 568 Clay Matthews (1978-92)
 547 Jerry Sherk (1970-81)

Most Sack Yards – Season

- 125.5 Reggie Camp (1984)

Most Sack Yards – Game

- 39 Reggie Camp (11/25/1984 vs. Houston



GAMES WON

Most Games Won, One Season (Including Postseason)

- 13 (1986)
- 12 (1994, 1950)

Most Games Won – Regular Season

- 12 (1986)
- 11 (1994, 1980, 1965, 1953, 1951)

Most Games Won – Home (Season)

- 7 (2007)
- 6 (1994, 1988, 1986, 1983, 1980, 1976, 1967, 1957, 1953, 1951)

Most Games Won – Road (Season)

- 6 (2002, 1986, 1972, 1965)

Most Consecutive Games Won, Start of Season

- 11 (1953)

Most Consecutive Games Won (During Season)

- 11 (1951, 1953)

Most Consecutive Games Won (Regular Season)

- 13 (1951-52)

Most Consecutive Home Games Won (Regular Season)

- 12 (1950-52)
- 11 (1953-54)

Most Consecutive Road Games Won (Regular Season)

- 7 (1951-52; 1954-55; 1971-72)
- 6 (1957-58; 1964-65)
- 5 (1953; 1963-64, 2002-03)

GAMES LOST

Most Games Lost, One Season

- 14 (1999)
- 13 (2000, 1990)
- 12 (2004, 2006)
- 11 (1995, 1984, 1981, 1975, 2003)

Most Consecutive Games Lost

- 11 (1974-75)

Most Consecutive Games Lost, Start of Season

- 9 (1975)

Most Consecutive Games Lost, End of Season

- 6 (1999)

Most Consecutive Home Games Lost

- 9 (1999-2000)

Most Consecutive Road Games Lost

- 11 (1974-76)

SCORING

Most Points – Season

- 415 (1964); 22 FG, 49 PAT, 50 TD
- 403 (1966); 9 FG, 52 PAT, 54 TD
- 402 (2007); 26 FG, 42 PAT, 46 TD, 2 PAT, 1 S
- 394 (1968); 18 FG, 46 PAT, 49 TD
- 391 (1986); 26 FG, 43 PAT, 45 TD
- 390 (1987); 21 FG, 45 PAT, 47 TD

Most Points – Game

- 62 (11/07/1954 vs. Washington Redskins); 2 FG, 8 PAT, 8 TD
- 62 (12/06/1953 vs. New York Giants); 2 FG, 8 PAT, 8 TD
- 52 (12/12/1964 at New York Giants); 1 FG, 7 PAT, 7 TD
- 51 (09/16/2007 vs. Cincinnati Bengals); 3 FG, 6 PAT, 6 TD
- 51 (09/10/1989 at Pittsburgh Steelers); 3 FG, 6 PAT, 6 TD
- 49 (12/04/1966 vs. New York Giants); 7 PAT, 7 TD
- 49 (10/30/1966 at Atlanta Falcons); 7 PAT, 7 TD

- 49 (10/19/1952 at Philadelphia Eagles); 7 PAT, 7 TD
- 49 (12/02/1951 vs. Chicago Cardinals); 7 PAT, 7 TD

Most Points Against – Season

- 462 (1990); 16 FG, 56 PAT, 59 TD
- 437 (1999); 33 FG, 40 PAT, 49 TD
- 419 (2000); 31 FG, 44 PAT, 46 TD
- 390 (2004); 24 FG, 44 PAT, 45 TD, 1 2PAT, 1 safety
- 382 (2007); 32 FG, 38 PAT, 41 TD, 1 2PAT
- 375 (1981); 21 FG, 40 PAT, 45 TD
- 372 (1975); 13 FG, 45 PAT, 48 TD
- 356 (2006); 26 FG, 36 PAT, 40 TD, 1 2PAT
- 356 (1995); 26 FG, 34 PAT, 40 TD, 2 2PAT
- 356 (1978); 22 FG, 36 PAT, 42 TD

Most Points Against – Game

- 58 (11/28/2004 at Cincinnati Bengals); 3 FG, 7 PAT, 7 TD
- 58 (12/09/1990 at Houston Oilers); 1 FG, 7 PAT, 8 TD
- 55 (11/12/1967 at Green Bay Packers); 2 FG, 7 PAT, 7 TD
- 55 (10/17/1954 at Pittsburgh Steelers); 7 PAT, 8 TD
- 51 (10/07/1979 vs. Pittsburgh Steelers); 1 FG, 6 PAT, 7 TD
- 51 (11/09/1969 at Minnesota Vikings); 3 FG, 6 PAT, 6 TD

Fewest Points Against – Season

- 144 (1950); 4 FG, 18 PAT, 19 TD
- 152 (1951); 4 FG, 18 PAT, 20 TD
- 162 (1954); 3 FG, 21 PAT, 22 TD
- 162 (1953); 2 FG, 20 PAT, 22 TD
- 172 (1957); 7 FG, 19 PAT, 22 TD

Most Points, Both Teams – Game

- 106 (11/28/2004 at Cincinnati Bengals); 5 FG, 13 PAT, 13 TD
- 96 (09/16/2007 vs. Cincinnati Bengals); 12 TD, 12 PAT, 4 FG
- 89 (12/04/1966 vs. New York Giants); 4 FG, 11 PAT, 11 TD (W, 49-40)
- 86 (10/07/1979 vs. Pittsburgh Steelers); 1 FG, 11 PAT, 12 TD (L, 35-51)
- 82 (12/15/1960 at New York Giants); 2 FG, 10 PAT, 11 TD (W, 48-34)
- 82 (10/17/1954 at Pittsburgh Steelers); 10 PAT, 12 TD (L, 27-55)

Fewest Points, Both Teams – Game

- 6 (11/21/1954 vs. Philadelphia Eagles); 2 FG (W, 6-0)
- 6 (10/01/1950 vs. New York Giants); 1 TD (L, 0-6)
- 7 (12/01/1974 vs. San Francisco 49ers); 1 PAT, 1 TD (W, 7-0)
- 7 (10/25/1953 at New York Giants); 1 PAT, 1 TD (W, 7-0)

Most Touchdowns – Season

- 54 (1966); 18 Rush, 33 Rec, 3 Ret
- 50 (1964); 14 Rush, 28 Rec, 8 Ret
- 49 (1968); 20 Rush, 27 Rec, 2 Ret

Most Touchdowns – Game

- 8 (11/07/1954 vs. Washington Redskins); 3 Rush, 4 Rec, 1 Ret
- 8 (12/06/1953 vs. New York Giants); 2 Rush, 5 Rec, 1 Ret

Most Touchdowns Against – Season

- 59 (1990); 21 Rush, 32 Rec, 6 Def
- 49 (1999); 29 Rush, 17 Rec, 3 Ret
- 48 (1975); 21 Rush, 25 Rec, 2 Ret

Most Touchdowns Against – Game

- 8 (12/09/1990 at Houston Oilers); 4 Rush, 3 Rec, 1 Def



8 (10/17/1954 at Pittsburgh Steelers); 2 Rush,
4 Rec, 2 Ret

Fewest Touchdowns – Season

17 (2000); 7 Rush, 9 Rec, 1 Ret
17 (1982); 7 Rush, 9 Rec, 1 Ret
19 (1956); 8 Rush, 8 Rec, 3 Ret
22 (2005); 4 Rush, 15 Rec, 3 Ret
24 (1975); 14 Rush, 7 Rec, 3 Ret
24 (1973); 12 Rush, 10 Rec, 2 Ret

Fewest Touchdowns Against – Season

19 (1950); 10 Rush, 8 Rec, 1 Ret
20 (1951); 8 Rush, 10 Rec, 2 Ret
21 (1956); 13 Rush, 7 Rec, 1 Ret

Most Touchdowns Rushing – Season

24 (1958)
23 (1954)

Most Touchdowns Rushing – Game

6 (11/24/1957 vs. Los Angeles Rams)
5 (11/01/1959 at Baltimore Colts)
5 (10/12/1958 vs. Chicago Cardinals)
5 (10/02/1955 at San Francisco 49ers)
5 (12/12/1954 vs. Pittsburgh Steelers)

Most Touchdowns Rushing Against – Season

29 (1999)
26 (2000)
25 (1979)
22 (2004)
21 (1990)
21 (1975)

Most Touchdowns Rushing Against – Game

6 (10/15/1961 vs. Green Bay Packers)
5 (12/03/2000 at Jacksonville Jaguars)
5 (10/13/1991 at Washington Redskins)

Fewest Touchdowns Rushing – Season

4 (2005)
5 (1995)
6 (2004)
6 (1956)

Fewest Touchdowns Rushing Against – Season

4 (1954)
5 (1992)

Most Touchdowns Rushing, Both Teams – Game

7 (11/23/1986 vs. Pittsburgh Steelers)
7 (11/11/1979 vs. Seattle Seahawks)
7 (11/24/1957 vs. Los Angeles Rams)

Most Touchdowns Passing – Season

33 (1966)
30 (1980)
29 (2007)
28 (1979)
28 (1964)
27 (2002)

Most Touchdowns Passing – Game

6 (10/30/1966 at Atlanta Falcons)
6 (12/12/1964 at New York Giants)

Fewest Touchdowns Passing – Season

7 (1975)
8 (1956)
9 (2000)
9 (1982)

Most Touchdowns Passing Against – Season

32 (1990)
31 (1965)
29 (2007)
28 (1981)

Most Touchdowns Passing Against – Game

6 (09/16/2007 vs. Cincinnati Bengals)
6 (09/26/1965 vs. St. Louis Cardinals)

5 (11/18/1990 vs. Houston Oilers)
5 (12/12/1965 at Los Angeles Rams)

Fewest Touchdowns Passing Against – Season

7 (1956)
8 (1957)
8 (1950)

Most Points After Touchdown – Season

52 (1966)
49 (1964)

Most Points After Touchdown – Game

8 (11/07/1954 vs. Washington Redskins)
8 (12/06/1953 vs. New York Giants)

Fewest Points After Touchdown – Season

17 (2000)
17 (1982)
18 (1956)

Most Points After Touchdown Against – Season

56 (1990)
45 (1975)

Most Points After Touchdown Against – Game

7 (11/28/2004 at Cincinnati Bengals)
7 (12/09/1990 at Houston Oilers)
7 (11/12/1967 at Green Bay Packers)
7 (09/26/1965 vs. St. Louis Cardinals)
7 (10/15/1961 vs. Green Bay Packers)
7 (10/17/1954 at Pittsburgh Steelers)

Fewest Points After Touchdown Against – Season

18 (1951)
18 (1950)

Most Field Goals Made – Season

29 (1995)
27 (2005)
26 (2007)
26 (1994)
26 (1986)

Most Field Goals Made – Game

6 (11/05/2006 at San Diego Chargers)
5 (01/02/2005 at Houston Texans)
5 (10/29/1995 at Cincinnati Bengals)
5 (10/19/1975 at Denver Broncos)

Fewest Field Goals Made – Season

5 (1959)
7 (1982)

Most Field Goals Made Against – Season

35 (2003)
33 (1999)
32 (2007)
31 (2000)
31 (1993)
29 (1984)
29 (1973)

Most Field Goals Made Against – Game

5 (10/22/2000 at Pittsburgh Steelers)

Fewest Field Goals Made Against – Season

2 (1953)
3 (1954)

Most Safeties For – Season

3 (1970)
2 (1993)

Most Safeties For – Game

1 19 times; most recent (12/16/2007 vs.
Buffalo Bills)

Most Safeties Against – Season

3 (1987)
3 (1974)

Most Safeties, Both Teams – Season

4 (1993)



CLEVELAND BROWNS 2008 MEDIA GUIDE

Most Safeties, Both Teams – Game

- 2 (11/14/1993 at Seattle Seahawks)
- 2 (09/13/1987 at New Orleans Saints)

Most Two-Point Conversions – Season

- 4 (1994)

Most Two-Point Conversions – Game

- 1 12 times; (most recent 12/02/07 at Arizona Cardinals)

Most Two-Point Conversions, Both Teams – Season

- 5 (1994)
- 3 (1995, 2007)

Most Two-Point Conversions Against – Season

- 2 (1995, 2001)

Most Two-Point Conversions Against – Game

- 1 9 times; (most recent 11/11/2007 at Pittsburgh Steelers)

Most Points 1st Quarter

- 21 (12/03/1961 at Dallas Cowboys)

Most Points 2nd Quarter

- 28 (12/01/1991 at Indianapolis Colts)
- 28 (11/05/1989 at Tampa Bay Buccaneers)
- 28 (12/13/1987 vs. Cincinnati Bengals)

Most Points 3rd Quarter

- 24 (12/06/1953 vs. New York Giants)

Most Points 4th Quarter

- 28 (10/25/1964 vs. New York Giants)

Most Points 1st Half

- 35 (11/05/1989 at Tampa Bay Buccaneers)

Most Points 2nd Half

- 35 5 times; (most recent (11/28/2004 at Cincinnati Bengals)

Largest Margin of Victory

- 59 (11/07/1954 vs. Washington Redskins)

Largest Margin of Defeat

- 48 (12/03/2000 at Jacksonville Jaguars)
- 48 (11/09/1969 at Minnesota Vikings)
- 48 (11/12/1967 at Green Bay Packers)

FIRST DOWNS

Most First Downs – Season

- 364 (1981)

Most First Downs – Game

- 35 (11/23/1986 vs. Pittsburgh Steelers)

Fewest First Downs – Season

- 173 (1956)

Fewest First Downs – Game

- 1 (12/03/1950 vs. Philadelphia Eagles)

Most First Downs by Opponents – Season

- 368 (1999)

Most First Downs by Opponents – Game

- 36 (11/25/1979 at Pittsburgh Steelers)

Most First Downs, Both Teams – Game

- 58 (11/25/1979 at Pittsburgh Steelers)
- 58 (11/04/2007 vs. Seattle Seahawks)

Most First Downs Rushing – Season

- 135 (1963)

Most First Downs Rushing – Game

- 21 (12/13/1959 at Philadelphia Eagles)

Fewest First Downs Rushing – Season

- 53 (2000)
- 64 (1999)
- 64 (1982)

Fewest First Downs Rushing – Game

- 0 (12/07/2006 at Pittsburgh Steelers)
- 0 (12/04/1988 vs. Dallas Cowboys)
- 0 (10/15/1972 vs. Chicago Bears)

Most First Downs Rushing by Opponents – Season

- 161 (1999)

Most First Downs Rushing by Opponents – Game

- 20 (10/10/1964 vs. Pittsburgh Steelers)

Fewest First Downs Rushing by Opponents – Season

- 56 (1954)

Fewest First Downs Rushing by Opponents – Game

- 0 (09/22/1974 vs. Houston Oilers)
- 0 (12/07/1952 at Chicago Cardinals)

Most First Downs Passing – Season

- 207 (1980)

Most First Downs Passing – Game

- 22 (09/07/1981 vs. San Diego Chargers)

Fewest First Downs Passing – Season

- 63 (1956)

Fewest First Downs Passing – Game

- 0 (12/03/2000 at Jacksonville Jaguars)
- 0 (12/03/1950 vs. Philadelphia Eagles)

Most First Downs Passing by Opponents – Season

- 211 (2007)
- 200 (1995)

Most First Downs Passing by Opponents – Game

- 26 (12/12/1988 at Miami Dolphins)

Fewest First Downs Passing by Opponents – Season

- 62 (1956)

Fewest First Downs Passing by Opponents – Game

- 0 (11/24/1974 vs. Buffalo Bills)

Most First Downs by Penalty – Season

- 37 (1981)

Most First Downs by Penalty – Game

- 7 (11/05/2006 at San Diego Chargers)
- 7 (09/27/1981 vs. Atlanta Falcons)
- 7 (09/24/1978 at Pittsburgh Steelers)
- 7 (10/23/1977 at Buffalo Bills)

Fewest First Downs by Penalty – Season

- 4 (1952)

Most First Downs by Penalty by Opponents – Season

- 38 (1980)
- 38 (1978)

Most First Downs by Penalty by Opponents – Game

- 9 (11/25/1951 vs. Chicago Bears)

Fewest First Downs by Penalty

by Opponents – Season

- 10 (1961)

NET YARDS

Most Net Yards Gained – Season

- 5,915 (1981)
- 5,772 (1979)
- 5,621 (2007)
- 5,588 (1980)

Most Net Yards Gained – Game

- 562 (10/25/1981 vs. Baltimore Colts)
- 558 (11/10/1986 vs. Miami Dolphins)
- 554 (09/16/2007 vs. Cincinnati Bengals)
- 543 (09/15/1963 vs. Washington Redskins)

Fewest Net Yards Gained – Season

- 2,708 (1982)
- 3,310 (1956)
- 3,341 (1973)

Fewest Net Yards Gained – Game

- 26 (12/12/2004 at Buffalo Bills)
- 40 (09/12/1999 vs. Pittsburgh Steelers)
- 53 (12/03/2000 at Jacksonville Jaguars)
- 59 (12/03/1950 vs. Philadelphia Eagles)
- 60 (10/24/1971 vs. Denver Broncos)



Most Net Yards Gained by Opponents – Season

6,046 (1999)
5,753 (2007)
5,650 (1979)
5,648 (1995)

Most Net Yards Gained by Opponents – Game

606 (11/25/1979 at Pittsburgh Steelers)
582 (11/07/1965 vs. Philadelphia Eagles)
535 (09/07/1981 vs. San Diego Chargers)

Fewest Net Yards Gained by Opponents – Season

2,658 (1954)
2,802 (1957)
2,841 (1955)

Fewest Net Yards Gained by Opponents – Game

53 (09/10/1989 at Pittsburgh Steelers)
64 (11/07/1954 vs. Washington Redskins)
68 (11/28/1954 at New York Giants)

PLAYS**Most Offensive Plays – Season**

1,138 (1981)
1,092 (1979)
1,065 (1983)

Most Offensive Plays – Game

92 (10/06/1956 at Pittsburgh Steelers)
87 (10/30/1977 vs. Kansas City Chiefs)
85 (10/04/1987 at New England Patriots)
85 (11/30/1986 vs. Houston Oilers)

Fewest Offensive Plays – Season

616 (1982)
647 (1960)
681 (1958)

Fewest Offensive Plays – Game

28 (09/12/1999 vs. Pittsburgh Steelers)
37 (10/27/1963 vs. New York Giants)
39 (11/09/1969 at Minnesota Vikings)
39 (11/11/1962 at Washington Redskins)

Most Offensive Plays by Opponents – Season

1,158 (1999)
1,122 (2000)
1,090 (1994)
1,089 (2001)
1,083 (1978)

Most Offensive Plays by Opponents – Game

90 (09/12/1999 vs. Pittsburgh Steelers)
90 (11/25/1979 at Pittsburgh Steelers)
90 (10/06/1974 vs. Oakland Raiders)

Fewest Offensive Plays by Opponents – Season

594 (1982)
638 (1957)
672 (1954)

Fewest Offensive Plays by Opponents – Game

38 (10/18/1987 at Cincinnati Bengals)
40 (09/20/1981 at Cincinnati Bengals)
40 (10/25/1953 at New York Giants)

RUSHING**Most Yards Gained Rushing – Season**

2,639 (1963)
2,546 (1958)
2,488 (1978)

Most Yards Gained Rushing – Game

352 (10/12/1958 vs. Chicago Cardinals)
338 (10/29/1950 vs. Pittsburgh Steelers)
330 (11/24/1957 vs. Los Angeles Rams)

Fewest Yards Gained Rushing – Season

883 (1982)
1,085 (2000)
1,150 (1999)
1,220 (1990)

Fewest Yards Gained Rushing – Game

6 (11/06/1960 vs. New York Giants)
9 (09/12/1999 vs. Pittsburgh Steelers)
11 (09/17/1967 vs. Dallas Cowboys)

Most Yards Gained Rushing by Opponents – Season

2,736 (1999)
2,604 (1979)
2,505 (2000)
2,415 (1974)

Most Yards Gained Rushing by Opponents – Game

361 (10/07/1979 vs. Pittsburgh Steelers)
354 (10/10/1964 vs. Pittsburgh Steelers)
343 (09/14/2003 at Baltimore Ravens)
305 (11/11/1956 vs. Baltimore Colts)

Fewest Yards Gained Rushing by Opponents – Season

1,050 (1954)
1,189 (1955)
1,292 (1982)

Fewest Yards Gained Rushing by Opponents – Game

4 (11/28/1954 at New York Giants)
20 (10/22/1967 vs. Chicago Bears)
22 (10/08/1966 vs. Pittsburgh Steelers)

Fewest Yards Allowed Rushing Per Game

87.50 (1954)
95.53 (1987)
99.08 (1955)

Most Rushing Attempts – Season

559 (1978)
536 (1955)
535 (1985)

Most Rushing Attempts – Game

60 (10/02/1955 at San Francisco 49ers)
59 (12/13/1959 at Philadelphia Eagles)
59 (12/04/1955 at Pittsburgh Steelers)

Fewest Rushing Attempts – Season

256 (1982)
313 (1999)
336 (2000)
345 (1990)

Fewest Rushing Attempts – Game

9 (09/12/1999 vs. Pittsburgh Steelers)
10 (11/09/1969 at Minnesota Vikings)
11 (12/07/2006 at Pittsburgh Steelers)
11 (11/10/1991 vs. Philadelphia Eagles)
11 (10/14/1956 vs. New York Giants)

Most Rushing Attempts by Opponents – Season

610 (1999)
594 (2000)
577 (1979)
563 (1978)

Most Rushing Attempts by Opponents – Game

64 (10/10/1964 vs. Pittsburgh Steelers)
59 (12/16/1956 vs. Chicago Cardinals)
57 (09/12/1999 vs. Pittsburgh Steelers)
57 (10/24/1971 vs. Denver Broncos)
57 (11/23/1952 vs. Philadelphia Eagles)

Highest Average Gain Rushing – Season

5.74 (1963)
5.36 (1958)
5.22 (1966)

Lowest Average Gain Rushing – Season

3.24 (2001)
3.38 (1971)
3.42 (1970)
3.45 (1982)



PASSING

Most Gross Yards Gained Passing – Season

4,339 (1981)
4,132 (1980)
4,018 (1986)

Most Gross Yards Gained Passing – Game

444 (10/25/1981 vs. Baltimore Colts)
414 (11/23/1986 vs. Pittsburgh Steelers)
413 (11/28/2004 at Cincinnati Bengals)
401 (11/10/1986 vs. Miami Dolphins)

Highest Gross Average Yards Per Attempt – Season

10.17 (1953)
9.61 (1957)
9.51 (1955)

Fewest Gross Yards Gained Passing – Season

1,358 (1956)
1,741 (1973)
1,758 (1958)

Fewest Gross Yards Gained Passing – Game

15 (12/19/1954 vs. Detroit Lions)
26 (11/02/1958 vs. New York Giants)
26 (10/25/1953 at New York Giants)
33 (12/03/2000 at Jacksonville Jaguars)

Most Gross Yards Gained Passing

by Opponents – Season

4,013 (1995)
3,867 (2007)
3,746 (1980)
3,546 (1986)

Most Gross Yards Gained Passing

by Opponents – Game

456 (12/14/1980 at Minnesota Vikings)
418 (11/26/1967 vs. Washington Redskins)
414 (12/23/1989 at Houston Oilers)

Fewest Gross Yards Gained Passing

by Opponents – Season

1,215 (1956)
1,511 (1957)
1,581 (1950)

Fewest Gross Yards Gained Passing

by Opponents – Game

9 (11/24/1974 vs. Buffalo Bills)
17 (10/22/1950 at New York Giants)
21 (11/11/1956 vs. Baltimore Colts)

Most Passes Attempted – Season

624 (1981)
573 (1990)
567 (1983)

Most Passes Attempted – Game

57 (09/07/1981 vs. San Diego Chargers)
54 (11/05/1995 vs. Houston Oilers)
53 (09/13/1981 vs. Houston Oilers)

Fewest Passes Attempted – Season

195 (1957)
202 (1956)
206 (1958)

Fewest Passes Attempted – Game

0 (12/03/1950 vs. Philadelphia Eagles)
4 (11/04/1956 at Green Bay Packers)
5 (10/25/1953 at New York Giants)
6 (12/19/1954 vs. Detroit Lions)

Most Passes Attempted by Opponents – Season

587 (1994)
578 (2007)
573 (1995)
552 (2001)
541 (1993)

Most Passes Attempted by Opponents – Game

59 (09/20/1992 at Los Angeles Raiders)
58 (09/18/1994 vs. Arizona Cardinals)
54 (10/20/1991 at San Diego Chargers)

Fewest Passes Attempted by Opponents – Season

226 (1956)
242 (1957)
266 (1982)

Fewest Passes Attempted by Opponents – Game

6 (12/19/2004 vs. San Diego Chargers)
7 (11/24/1974 vs. Buffalo Bills)
8 (12/16/1956 vs. Chicago Cardinals)
9 (10/15/1972 vs. Chicago Bears)
9 (10/12/1952 vs. New York Giants)

Most Passes Completed – Season

348 (1981)
338 (2002)
337 (1980)
324 (1995)
324 (1983)

Most Passes Completed – Game

36 (09/22/2002 at Tennessee Titans)
33 (12/05/1982 vs. San Diego Chargers)
32 (10/27/2002 at New York Jets)
32 (11/10/1986 vs. Miami Dolphins)
31 (09/07/1981 vs. San Diego Chargers)

Fewest Passes Completed – Season

105 (1956)
108 (1957)
110 (1958)

Fewest Passes Completed – Game

1 (12/19/1954 vs. Detroit Lions)
2 (11/04/1956 at Green Bay Packers)
2 (10/25/1953 at New York Giants)

Most Passes Completed by Opponents – Season

360 (1995)
340 (2007)
331 (1999)
325 (1994)

Most Passes Completed by Opponents – Game

38 (12/14/1980 at Minnesota Vikings)
34 (09/30/2007 vs. Baltimore Ravens)
33 (09/16/2007 vs. Cincinnati Bengals)
33 (09/20/1992 at Los Angeles Raiders)
33 (10/20/1991 at San Diego Chargers)
33 (09/28/1986 vs. Detroit Lions)

Fewest Passes Completed by Opponents – Season

105 (1957)
107 (1956)
121 (1950)

Fewest Passes Completed by Opponents – Game

1 (11/24/1974 vs. Buffalo Bills)
2 (10/15/1972 vs. Chicago Bears)
2 (12/16/1956 vs. Chicago Cardinals)
2 (10/22/1950 at New York Giants)

Highest Completion Percentage – Season

63.04 (1953)
62.23 (2006)
62.03 (1991)
61.49 (2003)
61.23 (2002)
60.72 (1980)

Highest Completion Percentage – Game

91.30 (12/26/1993 at Los Angeles Rams)
85.71 (12/13/1959 at Philadelphia Eagles)
84.21 (12/12/1964 at New York Giants)

Lowest Completion Percentage – Season

46.88 (1972)
48.05 (1967)
48.47 (1970)



Lowest Completion Percentage – Game

16.67	(12/19/1954 vs. Detroit Lions)
19.05	(10/03/1970 vs. Pittsburgh Steelers)
25.00	(09/29/1968 vs. Los Angeles Rams)
25.00	(10/27/1963 vs. New York Giants)

MOST INTERCEPTIONS**Most Interceptions – Season**

33	(2001)
32	(1968)
31	(1960)
31	(1950)

Most Interceptions – Game

7	(09/23/2001 vs. Detroit Lions)
7	(12/11/1960 vs. Chicago Bears)
6	(09/20/1987 vs. Pittsburgh Steelers)
6	(11/30/1986 vs. Houston Oilers)
6	(11/17/1968 at Pittsburgh Steelers)
6	(10/29/1950 vs. Pittsburgh Steelers)

Fewest Interceptions – Season

8	(1999)
10	(1975)
12	(2000)
12	(1973)
13	(1993)
13	(1992)
13	(1990)
13	(1972)

Most Interceptions by Opponents – Season

31	(1977)
28	(1983)
27	(1981)
27	(1979)
27	(1971)

Most Interceptions by Opponents – Game

6	(10/16/1983 at Pittsburgh Steelers)
6	(11/22/1981 vs. Pittsburgh Steelers)
6	(09/26/1965 vs. St. Louis Cardinals)
6	(10/17/1954 at Pittsburgh Steelers)

Lowest Interception Percentage,**Opponents – Season**

1.53	(1999)
1.89	(1960)
1.99	(1991)

Fewest Interceptions by Opponents – Season

5	(1960)
9	(1959)
9	(1953)

Most Interception Return Yards – Season

624	(1960)
444	(1964)
430	(1977)

Most Interception Return Yards – Game

213	(12/11/1960 vs. Chicago Bears)
132	(11/20/1983 at New England Patriots)
128	(10/02/1988 at Pittsburgh Steelers)

Fewest Interception Return Yards – Season

52	(1999)
68	(2000)
102	(1982)
107	(1975)

Most Interception Return Yards**by Opponents – Season**

518	(1984)
508	(1983)
453	(1971)

Most Interception Return Yards**by Opponents – Game**

147	(10/17/1954 at Pittsburgh Steelers)
142	(10/16/1983 at Pittsburgh Steelers)
140	(10/18/1970 vs. Detroit Lions)

Fewest Interception Return Yards**by Opponents – Season**

58	(1960)
68	(1966)
94	(1953)

Most Touchdowns by Interceptions – Season

6	(1960)
4	(2001)
4	(1989)
4	(1954)

Most Touchdowns by Interceptions – Game

3	(12/11/1960 vs. Chicago Bears)
---	--------------------------------

Most Touchdowns by Interceptions**by Opponents – Season**

4	(1970),(2003)
3	(1990)

Most Touchdowns by Interceptions**by Opponents – Game**

2	(10/18/1970 vs. Detroit Lions)
2	(10/17/1954 at Pittsburgh Steelers)

PUNTING**Most Punts – Season**

108	(2000)
106	(1999)
99	(2001)
97	(1989)
90	(1974)

Most Punts – Game

12	(12/03/2000 at Jacksonville Jaguars)
12	(11/19/1989 vs. Kansas City Chiefs)
12	(12/03/1950 vs. Philadelphia Eagles)

Fewest Punts – Season

45	(1962)
48	(1982)
49	(1964)

Fewest Punts – Game

0	(11/05/1995 vs. Houston Oilers)
0	(09/13/1987 at New Orleans Saints)

Most Punts by Opponents – Season

97	(1994)
94	(1989)
91	(1985)

Most Punts by Opponents – Game

11	(12/17/1989 vs. Minnesota Vikings)
11	(11/19/1989 vs. Kansas City Chiefs)
11	(11/18/1973 at Oakland Raiders)
11	(10/04/1952 at Pittsburgh Steelers)
11	(11/18/1951 at New York Giants)

Fewest Punts by Opponents – Season

40	(1982)
46	(1960)
50	(1959)

Fewest Punts by Opponents – Game

0	(09/30/2007 vs. Baltimore Ravens)
0	(12/12/1988 at Miami Dolphins)
0	(12/04/1977 at San Diego Chargers)
0	(12/03/1961 at Dallas Cowboys)

Most Punts, Both Teams – Season

191	(1989)
177	(1994)
176	(2000)
173	(2001)
172	(1999)
172	(1985)



Most Punts, Both Teams – Game

- 23 (11/19/1989 vs. Kansas City Chiefs)
- 21 (12/17/1989 vs. Minnesota Vikings)
- 21 (11/18/1973 at Oakland Raiders)

Fewest Punts, Both Teams – Season

- 88 (1982)
- 100 (1959)
- 101 (1962)
- 101 (1960)

Fewest Punts, Both Teams – Game

- 1 (12/03/1961 at Dallas Cowboys)
- 1 (11/01/1959 at Baltimore Colts)

Highest Gross Punting Average – Season

- 45.70 (1965)
- 45.69 (1952)
- 45.55 (2000)
- 45.49 (1951)

Highest Gross Punting Average – Game

- 58.00 (12/03/1978 at Seattle Seahawks)
- 56.50 (11/13/1960 vs. St. Louis Cardinals)
- 54.75 (11/28/1954 at New York Giants)

Highest Gross Punting Average by Opponents – Season

- 45.04 (1960)
- 44.50 (1992)
- 43.72 (1963)

Highest Gross Punting Average by Opponents – Game

- 61.00 (09/13/1993 vs. San Francisco 49ers)
- 59.00 (11/27/1960 at St. Louis Cardinals)
- 57.50 (11/20/1960 at Pittsburgh Steelers)

PUNT RETURNS

Most Punt Returns – Season

- 61 (1954)
- 55 (1952)
- 52 (1974)

Most Punt Returns – Game

- 8 (11/18/1956 at Philadelphia Eagles)
- 8 (11/28/1954 at New York Giants)
- 8 (11/07/1954 vs. Washington Redskins)

Fewest Punt Returns – Season

- 20 (1964)
- 20 (1962)
- 21 (1960)

Most Punt Returns by Opponents – Season

- 69 (2000)
- 68 (1999)
- 68 (1974)
- 52 (2001)

Most Punt Returns by Opponents – Game

- 12 (12/03/1950 vs. Philadelphia Eagles)
- 9 (11/13/1995 at Pittsburgh Steelers)

Fewest Punt Returns by Opponents – Season

- 15 (1962)
- 16 (1987)

Most Punt Return Yardage – Season

- 563 (1993)
- 523 (1974)
- 496 (1989)

Most Punt Return Yardage – Game

- 166 (10/24/1993 vs. Pittsburgh Steelers)
- 135 (12/30/2007 vs. San Francisco 49ers)
- 134 (10/27/1974 vs. Denver Broncos)
- 116 (11/30/1952 at Washington Redskins)

Fewest Punt Return Yardage – Season

- 96 (1968)
- 111 (1962)
- 134 (1982)

Most Punt Return Yardage by Opponents – Season

- 793 (2000)
- 762 (1999)
- 705 (1974)
- 647 (2001)

Most Punt Return Yardage by Opponents – Game

- 149 (09/22/1974 vs. Houston Oilers)
- 133 (12/09/2001 at New England Patriots)
- 131 (11/13/1995 at Pittsburgh Steelers)
- 126 (11/25/2001 vs. Cincinnati Bengals)
- 126 (11/26/2000 at Baltimore Ravens)
- 125 (09/26/1976 at Denver Broncos)

Fewest Punt Return Yardage by Opponents – Season

- 39 (1959)
- 70 (1967)
- 72 (1969)

Highest Punt Return Average – Season

- 15.15 (1964)
- 15.13 (1950)
- 13.50 (2007)
- 13.24 (1993)

Lowest Punt Return Average – Season

- 4.00 (1968)
- 4.07 (1953)
- 4.81 (1957)

Highest Punt Return Average Allowed – Season

- 18.00 (1977)
- 12.44 (2001)
- 11.49 (2000)
- 11.49 (1976)
- 11.37 (1984)

Lowest Punt Return Average Allowed – Season

- 1.22 (1959)
- 2.41 (1967)
- 2.50 (1958)

Most Punt Return Touchdowns – Season

- 3 (1993)
- 2 (1994)
- 2 (1965)
- 2 (2002)

Most Punt Return Touchdowns – Game

- 2 (10/24/1993 vs. Pittsburgh Steelers)

Most Punt Return Touchdowns by Opponents – Season

- 3 (1977)
- 2 (1976)

Most Punt Return Touchdowns by Opponents – Game

- 2 (09/26/1976 at Denver Broncos)

KICKOFF RETURNS

Most Kickoff Returns – Season

- 89 (1999)
- 85 (2000)
- 75 (2004)
- 75 (1979)

Most Kickoff Returns – Game

- 10 (11/28/2004 at Cincinnati Bengals)
- 9 (12/03/2000 at Jacksonville Jaguars)
- 9 (10/15/2000 at Denver Broncos)
- 9 (10/07/1979 vs. Pittsburgh Steelers)
- 9 (10/17/1954 at Pittsburgh Steelers)

Fewest Kickoff Returns – Season

- 27 (1951)
- 29 (1959)
- 30 (1953)

Most Kickoff Returns by Opponents – Season

- 78 (1986)
- 76 (2007)



75 (1964)

72 (1987)

72 (1978)

Most Kickoff Returns by Opponents – Game

10 (09/16/2007 vs. Cincinnati Bengals)

9 (11/28/2004 at Cincinnati Bengals)

9 (11/16/2003 vs. Arizona Cardinals)

Fewest Kickoff Returns by Opponents – Season

23 (1982)

33 (1956)

34 (1951)

Most Kickoff Return Yardage – Season

1,943 (2007)

1,725 (1999)

1,710 (2000)

1,697 (1978)

1,635 (2006)

1,537 (1981)

Most Kickoff Return Yardage – Game

256 (11/07/1965 vs. Philadelphia Eagles)

245 (11/18/2007 at Baltimore Ravens)

225 (09/20/1964 vs. St. Louis Cardinals)

224 (12/09/1973 at Cincinnati Bengals)

Fewest Kickoff Return Yardage – Season

496 (1951)

551 (1959)

579 (1953)

Most Kickoff Return Yardage by Opponents – Season

1,590 (2007)

1,517 (1964)

1,501 (1966)

1,476 (1986)

Most Kickoff Return Yardage by Opponents – Game

243 (09/16/2007 vs. Cincinnati Bengals)

236 (12/04/1966 vs. New York Giants)

236 (12/15/1963 at Washington Redskins)

229 (11/16/2003 vs. Arizona Cardinals)

226 (11/17/1968 at Pittsburgh Steelers)

Fewest Kickoff Return Yardage by Opponents – Season

424 (1982)

734 (1959)

763 (1951)

Highest Kickoff Return Average – Season

27.00 (2007)

25.38 (1967)

25.26 (1954)

24.55 (1994)

Lowest Kickoff Return Average – Season

16.15 (1991)

17.51 (1952)

17.52 (1987)

Highest Kickoff Return Average Allowed – Season

26.63 (1975)

26.16 (1961)

25.69 (1981)

Lowest Kickoff Return Average Allowed – Season

14.34 (1980)

16.78 (1988)

17.33 (1985)

Most Kickoff Return Touchdowns – Season

2 (2007)

2 (1990)

2 (1958)

Most Kickoff Return Touchdowns – Game

17 times; most recent (11/11/2007 at Pittsburgh Steelers)

Most Kickoff Return TDs by Opponents – Season

2 (1967)

2 (1966)

Most Kickoff Return TDs by Opponents – Game

2 (11/12/1967 at Green Bay Packers)

PENALTIES**Most Penalties – Season**

128 (1989)

127 (1978)

Most Penalties – Game

21 (11/25/1951 vs. Chicago Bears)

18 (10/07/1951 at Los Angeles Rams)

Most Penalty Yards – Season

1,165 (1978)

1,046 (1977)

Most Penalty Yards – Game

209 (11/25/1951 vs. Chicago Bears)

188 (10/29/1995 at Cincinnati Bengals)

Fewest Penalties – Season

36 (1959)

47 (1961)

Fewest Penalties – Game

0 (11/18/1962 vs. St. Louis Cardinals)

0 (11/29/1959 vs. San Francisco 49ers)

Fewest Penalty Yards – Season

329 (1959)

455 (1961)

Most Penalties by Opponents – Season

141 (2003)

131 (1978)

129 (1994)

Most Penalties by Opponents – Game

19 (10/12/2003 vs. Oakland Raiders)

17 (12/04/1988 vs. Dallas Cowboys)

16 (11/08/1987 vs. Atlanta Falcons)

16 (11/25/1951 vs. Chicago Bears)

Most Penalty Yards by Opponents – Season

1,139 (1994)

1,110 (1978)

Most Penalty Yards by Opponents – Game

165 (11/25/1951 vs. Chicago Bears)

161 (09/21/1970 vs. New York Jets)

Fewest Penalties by Opponents – Season

32 (1959)

37 (1958)

Fewest Penalties by Opponents – Game

0 (12/26/1999 vs. Indianapolis Colts)

0 (10/13/1991 at Washington Redskins)

0 (12/04/1966 vs. New York Giants)

Fewest Penalty Yards by Opponents – Season

285 (1959)

335 (1953)

Most Penalties, Both Teams – Game

37 (11/25/1951 vs. Chicago Bears)

27 (09/11/1983 at Detroit Lions)

27 (09/17/1978 at Atlanta Falcons)

Most Penalty Yards, Both Teams – Game

374 (11/25/1951 vs. Chicago Bears)

270 (10/29/1995 at Cincinnati Bengals)

FUMBLES**Most Fumbles – Season**

50 (1978)

46 (1976)

Most Fumbles – Game

9 (12/23/1990 at Pittsburgh Steelers)

9 (12/20/1981 at Seattle Seahawks)



Fewest Fumbles – Season

- 8 (1959)
- 14 (1958)

Most Fumbles by Opponents – Season

- 39 (1979)
- 39 (1972)

Most Fumbles by Opponents – Game

- 8 (10/05/1958 at Pittsburgh Steelers)
- 8 (11/12/1950 vs. San Francisco 49ers)
- 8 (10/07/1950 at Pittsburgh Steelers)

Fewest Fumbles by Opponents – Season

- 11 (1956)
- 13 (2006)
- 13 (1963)

Most Fumbles, Both Teams – Game

- 13 (12/20/1981 at Seattle Seahawks)
- 13 (12/12/1971 at New Orleans Saints)

Most Fumbles Lost – Season

- 29 (1978)
- 26 (1981)

Most Fumbles Lost – Game

- 8 (12/23/1990 at Pittsburgh Steelers)
- 7 (12/20/1981 at Seattle Seahawks)

Fewest Fumbles Lost – Season

- 5 (1959)
- 7 (1964)

Most Opponents Fumbles Recovered – Season

- 29 (1951)
- 24 (1950)

Most Opponents Fumbles Recovered – Game

- 6 (11/12/1950 vs. San Francisco 49ers)
- 5 5 times; (most recent 09/10/1989 at Pittsburgh Steelers)

Fewest Opponents Fumbles Recovered – Season

- 7 (2003)
- 8 (1956)
- 9 7 times; (most recent 2006)

QUARTERBACK SACKS

Most Times Browns Sacked Opponent Quarterback – Season

- 48 (1993)
- 48 (1992)
- 45 (1989)
- 44 (1985)
- 44 (1967)
- 43 (2001)
- 43 (1984)

Most Times Browns Sacked Opponent Quarterback – Game

- 11 (11/18/1984 at Atlanta Falcons)
- 9 (12/05/1993 vs. New Orleans Saints)
- 9 (10/16/1988 vs. Philadelphia Eagles)

Fewest Times Browns Sacked Opponent Quarterback – Season

- 22 (1982)
- 23 (2005)
- 25 (1999)
- 25 (1971)

Most Times Browns Quarterbacks Sacked – Season

- 60 (1999)
- 55 (1984)
- 54 (2006)
- 51 (2001)
- 48 (1974)

Most Times Browns Quarterbacks Sacked – Game

- 11 (09/06/1992 at Indianapolis Colts)
- 11 (09/30/1984 at Kansas City Chiefs)

- 8 (12/24/2005 vs. Pittsburgh Steelers)
- 8 (12/16/2001 vs. Jacksonville Jaguars)
- 8 (11/19/1967 vs. Minnesota Vikings)

Fewest Times Browns Quarterbacks Sacked – Season

- 14 (1994)
- 16 (1970)
- 19 (2007, 1976)

Most Yards Opponents Lost Attempting to Pass – Season

- 430 (1951)
- 359 (1989)
- 354 (1967)

Most Yards Opponents Lost Attempting to Pass – Game

- 95 (11/18/1984 at Atlanta Falcons)
- 91 (10/28/1962 at Pittsburgh Steelers)
- 88 (12/16/1951 at Philadelphia Eagles)

Most Yards Browns Lost Attempting to Pass – Season

- 402 (1974)
- 385 (1999)
- 372 (1967)

Most Yards Browns Lost Attempting to Pass – Game

- 81 (10/30/1960 at Washington Redskins)
- 78 (09/30/1984 at Kansas City Chiefs)

Most Times Sacked, Both Teams – Game

- 13 (09/30/1984 at Kansas City Chiefs)
- 12 (09/06/1992 at Indianapolis Colts)
- 12 (11/18/1984 at Atlanta Falcons)
- 12 (10/22/1967 vs. Chicago Bears)

SHUTOUTS

Most Shutouts – Season

- 3 (1951)

Most Shutouts Against – Season

- 4 (2000)

Most Consecutive Shutout Quarters

- 8 (1951, 1983)

TURNOVERS

Most Turnovers Committed (Giveaways) – Season

- 53 (1981)
- 53 (1977)

Most Turnovers Committed (Giveaways) – Game

- 10 (12/20/1981 at Seattle Seahawks)
- 9 (12/23/1990 at Pittsburgh Steelers)

Most Turnovers, Opponents (Takeaways) – Season

- 55 (1950)
- 51 (1951)
- 49 (1966)
- 46 (1968)
- 45 (1978)
- 45 (1960)
- 42 (2006)
- 42 (2001)
- 42 (1954)

Most Turnovers, Opponents (Takeaways) – Game

- 9 (10/05/1958 at Pittsburgh Steelers)
- 9 (11/12/1950 vs. San Francisco 49ers)

Fewest Turnovers Committed (Giveaways) – Season

- 14 (1959)
- 17 (1960)

Fewest Turnovers, Opponents (Giveaways) – Season

- 21 (1973)
- 22 (1993)
- 22 (1990)

Most Turnovers, Both Teams – Game

- 14 (12/20/1981 at Seattle Seahawks)
- 14 (10/05/1958 at Pittsburgh Steelers)



SCORING

Most Points

- 56 (12/26/1954 vs. Detroit Lions); 8 PAT, 8 TD (W, 56-10)
- 38 (01/09/1988 vs. Indianapolis Colts); 1 FG, 5 PAT, 5 TD (W, 38-21)
- 38 (12/28/1969 at Dallas Cowboys); 1 FG, 5 PAT, 5 TD (W, 38-14)
- 38 (12/26/1955 at Los Angeles Rams); 1 FG, 5 PAT, 5 TD (W, 38-14)

Fewest Points Against

- 0 (12/27/1964 vs. Baltimore Colts) (W, 27-0)
- 3 (12/17/1950 vs. New York Giants); 1 FG (W, 8-3)

Most Points, Both Teams

- 73 (12/29/1957 at Detroit Lions); 1 FG, 10 PAT, 10 TD (L, 14-59)
- 71 (01/17/1988 at Denver Broncos); 2 FG, 9 PAT, 9 TD (L, 33-38)
- 69 (01/05/2003 at Pittsburgh Steelers); 2 FG, 7 PAT, 1 2-PT, 9 TD (L, 33-36)

Fewest Points, Both Teams

- 10 (12/21/1958 at New York Giants); 1 FG, 1 PAT, 1 TD (L, 0-10)
- 11 (12/17/1950 vs. New York Giants); 3 FG (W, 8-3)

Most Touchdowns

- 8 (12/26/1954 vs. Detroit Lions); 5 Rush, 3 Recv
- 5 (01/09/1988 vs. Indianapolis Colts); 1 Rush, 3 Recv, 1 Ret
- 5 (12/28/1969 at Dallas Cowboys); 3 Rush, 1 Recv, 1 Ret
- 5 (12/26/1955 at Los Angeles Rams); 4 Rush, 1 Ret

Most Touchdowns Against

- 8 (12/29/1957 at Detroit Lions); 2 Rush, 5 Recv, 1 Ret
- 7 (12/24/1967 at Dallas Cowboys); 4 Rush, 2 Recv, 1 Ret

Most Touchdowns Rushing

- 5 (12/26/1954 vs. Detroit Lions)
- 3 (12/28/1969 at Dallas Cowboys)

Most Touchdowns Rushing Against

- 4 (12/29/1968 vs. Baltimore Colts)
- 4 (12/24/1967 at Dallas Cowboys)
- 3 (01/08/1983 at Los Angeles Raiders)

Most Touchdowns Rushing, Both Teams

- 5 (12/26/1954 vs. Detroit Lions)

Most Touchdowns Passing

- 4 (12/24/1950 vs. Los Angeles Rams)

Most Touchdowns Passing Against

- 5 (12/29/1957 at Detroit Lions)
- 4 (01/06/1990 vs. Buffalo Bills)

Most Points After Touchdown

- 8 (12/26/1954 vs. Detroit Lions)
- 5 (01/09/1988 vs. Indianapolis Colts)
- 5 (12/28/1969 at Dallas Cowboys)
- 5 (12/26/1955 at Los Angeles Rams)

Most Points After Touchdown Against

- 8 (12/29/1957 at Detroit Lions)
- 7 (12/24/1967 at Dallas Cowboys)

Most Field Goals

- 3 (12/24/1988 vs. Houston Oilers)
- 3 (01/03/1987 vs. New York Jets)
- 3 (12/27/1953 at Detroit Lions)

Most Field Goals Against

- 3 (01/14/1990 at Denver Broncos)
- 3 (01/11/1987 vs. Denver Broncos)
- 3 (01/02/1966 at Green Bay Packers)

Most Safeties For

- 1 (01/17/1988 at Denver Broncos)
- 1 (12/17/1950 vs. New York Giants)

Most Safeties Against

- 1 (01/07/1995 at Pittsburgh Steelers)
- 1 (01/01/1995 vs. New England Patriots)

Most Safeties, Both Teams

- 1 (01/07/1995 at Pittsburgh Steelers)
- 1 (01/17/1988 at Denver Broncos)
- 1 (12/17/1950 vs. New York Giants)

Most Points 1st Quarter

- 14 (12/26/1954 vs. Detroit Lions)
- 9 (01/02/1966 at Green Bay Packers)

Most Points 2nd Quarter

- 21 (12/26/1954 vs. Detroit Lions)
- 14 (01/06/1990 vs. Buffalo Bills)
- 14 (12/26/1955 at Los Angeles Rams)

Most Points 3rd Quarter

- 21 (01/14/1990 at Denver Broncos)
- 21 (01/17/1988 at Denver Broncos)

Most Points 4th Quarter

- 17 (01/09/1988 vs. Indianapolis Colts)
- 14 (12/28/1969 at Dallas Cowboys)

Most Points 1st Half

- 35 (12/26/1954 vs. Detroit Lions)

Most Points 2nd Half

- 30 (01/17/1988 at Denver Broncos)

Largest Margin of Victory

- 46 (12/26/1954 vs. Detroit Lions)
- 27 (12/27/1964 vs. Baltimore Colts)

Largest Margin of Defeat

- 45 (12/29/1957 at Detroit Lions)
- 38 (12/24/1967 at Dallas Cowboys)

FIRST DOWNS

Most First Downs

- 33 (01/03/1987 vs. New York Jets)
- 25 (01/17/1988 at Denver Broncos)
- 25 (01/09/1988 vs. Indianapolis Colts)

Fewest First Downs

- 10 (12/27/1953 at Detroit Lions)

Most First Downs by Opponents

- 30 (01/05/2003 at Pittsburgh Steelers)
- 25 (01/08/1983 at Los Angeles Raiders)
- 24 (01/06/1990 vs. Buffalo Bills)
- 24 (01/17/1988 at Denver Broncos)

Most First Downs, Both Teams

- 51 (01/05/2003 at Pittsburgh Steelers)
- 49 (01/17/1988 at Denver Broncos)
- 48 (01/09/1988 vs. Indianapolis Colts)



Most First Downs Rushing

- 15 (12/28/1952 vs. Detroit Lions)
- 11 (01/04/1986 at Miami Dolphins)
- 11 (12/29/1957 at Detroit Lions)

Fewest First Downs Rushing

- 2 (01/05/2003 at Pittsburgh Steelers)
- 9 (12/27/1953 at Detroit Lions)

Most First Downs Rushing by Opponents

- 14 (01/07/1995 at Pittsburgh Steelers)
- 13 (01/04/1970 at Minnesota Vikings)
- 13 (12/29/1968 vs. Baltimore Colts)
- 13 (12/24/1967 at Dallas Cowboys)

Fewest First Downs Rushing by Opponents

- 0 (12/27/1953 at Detroit Lions)
- 0 (12/23/1951 at Los Angeles Rams)

Most First Downs Passing

- 21 (01/03/1987 vs. New York Jets)
- 18 (01/05/2003 at Pittsburgh Steelers)
- 17 (12/28/1969 at Dallas Cowboys)

Fewest First Downs Passing

- 0 (12/27/1953 at Detroit Lions)
- 0 (12/23/1951 at Los Angeles Rams)

Most First Downs Passing by Opponents

- 24 (01/05/2003 at Pittsburgh Steelers)
- 20 (01/06/1990 vs. Buffalo Bills)
- 16 (01/09/1988 vs. Indianapolis Colts)

Fewest First Downs Passing by Opponents

- 0 (12/27/1953 at Detroit Lions)
- 0 (12/23/1951 at Los Angeles Rams)

Most First Downs by Penalty

- 6 (01/03/1987 vs. New York Jets)
- 5 (01/08/1983 at Los Angeles Raiders)

Most First Downs by Penalty by Opponents

- 3 (01/05/2003 at Pittsburgh Steelers)
- 3 (01/17/1988 at Denver Broncos)
- 3 (01/09/1988 vs. Indianapolis Colts)
- 3 (01/11/1987 vs. Denver Broncos)
- 3 (12/29/1957 at Detroit Lions)

NET YARDS

Most Net Yards Gained

- 553 (01/03/1987 vs. New York Jets)
- 464 (01/17/1988 at Denver Broncos)
- 447 (01/05/2003 at Pittsburgh Steelers)
- 414 (12/24/1950 vs. Los Angeles Rams)
- 404 (01/09/1988 vs. Indianapolis Colts)

Fewest Net Yards Gained

- 86 (12/21/1958 at New York Giants)
- 165 (12/26/1971 vs. Baltimore Colts)

Most Net Yards Gained by Opponents

- 510 (01/08/1983 at Los Angeles Raiders)
- 497 (01/14/1990 at Denver Broncos)

Fewest Net Yards Gained by Opponents

- 181 (12/27/1964 vs. Baltimore Colts)
- 189 (12/17/1950 vs. New York Giants)
- 208 (01/04/1981 vs. Oakland Raiders)
- 217 (12/28/1969 at Dallas Cowboys)

Most Offensive Plays

- 95 (01/03/1987 vs. New York Jets)

73 (12/26/1955 at Los Angeles Rams)

73 (01/05/2003 at Pittsburgh Steelers)

70 (12/28/1952 vs. Detroit Lions)

69 (01/04/1981 vs. Oakland Raiders)

Fewest Offensive Plays

- 39 (01/02/1966 at Green Bay Packers)
- 40 (12/21/1958 at New York Giants)

Most Offensive Plays by Opponents

- 77 (01/11/1987 vs. Denver Broncos)
- 76 (01/14/1990 at Denver Broncos)

Fewest Offensive Plays by Opponents

- 44 (12/28/1952 vs. Detroit Lions)
- 47 (12/27/1964 vs. Baltimore Colts)
- 52 (12/17/1950 vs. New York Giants)
- 54 (12/26/1955 at Los Angeles Rams)
- 56 (12/29/1957 at Detroit Lions)

RUSHING

Most Yards Gained Rushing

- 251 (01/04/1986 at Miami Dolphins)
- 227 (12/28/1952 vs. Detroit Lions)
- 218 (12/29/1957 at Detroit Lions)
- 182 (12/27/1953 vs. Detroit Lions)
- 175 (01/09/1988 vs. Indianapolis Colts)

Fewest Yards Gained Rushing

- 24 (12/21/1958 at New York Giants)
- 38 (01/05/2003 at Pittsburgh Steelers)
- 55 (01/07/1995 at Pittsburgh Steelers)

Most Yards Gained Rushing by Opponents

- 238 (01/07/1995 at Pittsburgh Steelers)
- 222 (01/04/1970 at Minnesota Vikings)

Fewest Yards Gained Rushing by Opponents

- 49 (01/06/1990 vs. Buffalo Bills)
- 57 (01/01/1995 vs. New England Patriots)
- 63 (01/09/1988 vs. Indianapolis Colts)
- 76 (01/04/1981 vs. Oakland Raiders)
- 81 (12/23/1951 at Los Angeles Rams)

Most Rushing Attempts

- 48 (12/26/1955 at Los Angeles Rams)
- 45 (12/26/1954 vs. Detroit Lions)
- 41 (12/27/1964 vs. Baltimore Colts)
- 40 (12/17/1950 vs. New York Giants)
- 38 (12/29/1957 at Detroit Lions)

Fewest Rushing Attempts

- 13 (12/21/1958 at New York Giants)
- 14 (01/14/1990 at Denver Broncos)
- 17 (01/07/1995 at Pittsburgh Steelers)
- 18 (01/02/1966 at Green Bay Packers)
- 18 (01/08/1983 at Los Angeles Raiders)

Most Rushing Attempts by Opponents

- 53 (12/21/1958 at New York Giants)
- 51 (01/07/1995 at Pittsburgh Steelers)

Fewest Rushing Attempts by Opponents

- 16 (01/01/1995 vs. New England Patriots)
- 18 (01/06/1990 vs. Buffalo Bills)
- 19 (01/04/1986 vs. Miami Dolphins)

PASSING

Most Gross Yards Gained Passing

- 494 (01/03/1987 vs. New York Jets)



- 429 (01/05/2003 at Pittsburgh Steelers)
 356 (01/17/1988 at Denver Broncos)
 298 (12/24/1950 vs. Los Angeles Rams)
 281 (01/08/1983 at Los Angeles Raiders)

Fewest Gross Yards Gained Passing

- 38 (12/27/1953 at Detroit Lions)
 43 (12/17/1950 vs. New York Giants)

Most Gross Yards Gained Passing by Opponents

- 405 (01/06/1990 vs. Buffalo Bills)
 386 (01/08/1983 at Los Angeles Raiders)

Fewest Gross Yards Gained Passing by Opponents

- 48 (12/17/1950 vs. New York Giants)
 68 (12/28/1952 vs. Detroit Lions)
 88 (12/24/1972 at Miami Dolphins)
 95 (12/27/1964 vs. Baltimore Colts)
 106 (12/21/1958 at New York Giants)

Most Passes Attempted

- 65 (01/03/1987 vs. New York Jets)
 44 (01/14/1990 at Denver Broncos)
 43 (01/05/2003 at Pittsburgh Steelers)
 41 (01/17/1988 at Denver Broncos)
 41 (12/23/1951 at Los Angeles Rams)

Fewest Passes Attempted

- 9 (12/17/1950 vs. New York Giants)
 12 (12/26/1954 vs. Detroit Lions)

Most Passes Attempted by Opponents

- 54 (01/06/1990 vs. Buffalo Bills)
 51 (01/01/1995 vs. New England Patriots)
 48 (01/05/2003 at Pittsburgh Steelers)
 45 (01/04/1986 at Miami Dolphins)
 44 (12/26/1954 vs. Detroit Lions)

Most Passes Completed

- 34 (01/03/1987 vs. New York Jets)
 26 (01/17/1988 at Denver Broncos)
 26 (01/05/2003 at Pittsburgh Steelers)
 22 (12/24/1950 vs. Los Angeles Rams)
 20 Four times: most recent (01/06/1990 vs. Buffalo Bills)

Fewest Passes Completed

- 3 (12/27/1953 at Detroit Lions)
 3 (12/17/1950 vs. New York Giants)

Most Passes Completed by Opponents

- 30 (01/05/2003 at Pittsburgh Steelers)
 28 (01/06/1990 vs. Buffalo Bills)
 25 (01/04/1986 at Miami Dolphins)
 24 (01/08/1983 at Los Angeles Raiders)
 22 Three occasions: most recent (01/01/1995 vs. New England Patriots)

Fewest Passes Completed by Opponents

- 3 (12/17/1950 vs. New York Giants)
 6 (12/24/1972 at Miami Dolphins)

Lowest Completion Percentage

- 18.75 (12/27/1953 at Detroit Lions)
 32.50 (01/04/1981 vs. Oakland Raiders)

INTERCEPTIONS**Most Interceptions**

- 7 (12/26/1955 at Los Angeles Rams)
 6 (12/26/1954 vs. Detroit Lions)

Most Interceptions by Opponents

- 6 (12/24/1972 at Miami Dolphins)
 5 (12/29/1957 at Detroit Lions)

Most Interception Return Yards

- 123 (12/28/1969 at Dallas Cowboys)
 122 (12/26/1954 vs. Detroit Lions)

Most Interception Return Yards by Opponents

- 88 (12/24/1972 at Miami Dolphins)
 79 (12/26/1971 vs. Baltimore Colts)

Most Touchdowns by Interceptions

- 1 5 times; (most recent 01/09/1988 vs. Indianapolis Colts)

Most Touchdowns by Interceptions by Opponents

- 1 3 times; (most recent 01/07/1995 at Pittsburgh Steelers)

PUNTING**Most Punts**

- 9 (12/17/1950 vs. New York Giants)

Fewest Punts

- 1 (01/09/1988 vs. Indianapolis Colts)
 1 (12/28/1969 at Dallas Cowboys)

Most Punts by Opponents

- 14 (01/03/1987 vs. New York Jets)
 9 (01/04/1981 vs. Oakland Raiders)
 9 (12/17/1950 vs. New York Giants)

Fewest Punts by Opponents

- 2 (12/29/1968 vs. Baltimore Colts)
 2 (12/24/1967 at Dallas Cowboys)

Most Punts, Both Teams

- 22 (01/03/1987 vs. New York Jets)
 18 (12/17/1950 vs. New York Giants)

Fewest Punts, Both Teams

- 5 (01/17/1988 at Denver Broncos)
 5 (01/09/1988 vs. Indianapolis Colts)

Highest Gross Punting Average

- 48.50 (01/08/1983 at Los Angeles Raiders)
 48.00 (01/17/1988 at Denver Broncos)

Highest Gross Punting Average by Opponents

- 50.75 (12/24/1950 vs. Los Angeles Rams)
 49.25 (12/27/1953 at Detroit Lions)

PUNT RETURNS**Most Punt Returns**

- 7 (01/03/1987 vs. New York Jets)
 7 (01/04/1981 vs. Oakland Raiders)

Most Punt Returns by Opponents

- 5 (01/08/1983 at Los Angeles Raiders)
 5 (12/21/1958 at New York Giants)
 5 (12/17/1950 vs. New York Giants)

Most Punt Return Yardage

- 81 (01/04/1981 vs. Oakland Raiders)
 74 (12/26/1971 vs. Baltimore Colts)
 70 (01/05/2003 at Pittsburgh Steelers)

Most Punt Return Yardage by Opponents

- 155 (12/24/1967 at Dallas Cowboys)
 77 (01/05/2003 at Pittsburgh Steelers)
 45 (01/08/1983 at Los Angeles Raiders)



Lowest Punt Return Average Allowed

- 10.00 (01/02/1966 at Green Bay Packers)
- 1.00 (12/24/1972 at Miami Dolphins)

KICKOFF RETURNS

Most Kickoff Returns

- 8 (12/29/1957 at Detroit Lions)

Most Kickoff Returns by Opponents

- 7 (01/09/1988 vs. Indianapolis Colts)
- 7 (12/26/1955 at Los Angeles Rams)

Most Kickoff Return Yardage

- 183 (12/29/1957 at Detroit Lions)
- 180 (01/06/1990 vs. Buffalo Bills)

Most Kickoff Return Yardage by Opponents

- 215 (12/26/1955 at Los Angeles Rams)
- 126 (12/24/1950 vs. Los Angeles Rams)

Lowest Kickoff Return Average Allowed

- 4.00 (12/24/1967 at Dallas Cowboys)
- 6.60 (01/11/1987 vs. Denver Broncos)
- 9.67 (12/27/1964 vs. Baltimore Colts)

Most Kickoff Return Touchdowns

- 1 (01/06/1990 vs. Buffalo Bills)

PENALTIES

Most Penalties

- 9 (01/05/2003 at Pittsburgh Steelers)
- 9 (12/24/1988 vs. Houston Oilers)
- 9 (01/11/1987 vs. Denver Broncos)
- 9 (12/17/1950 vs. New York Giants)

Most Penalty Yards

- 76 (01/11/1987 vs. Denver Broncos)
- 75 (01/05/2003 at Pittsburgh Steelers)
- 75 (12/24/1988 vs. Houston Oilers)

Fewest Penalties

- 0 (12/27/1953 at Detroit Lions)
- 0 (12/23/1951 at Los Angeles Rams)

Most Penalties by Opponents

- 13 (12/24/1988 vs. Houston Oilers)
- 10 (01/03/1987 vs. New York Jets)

Most Penalty Yards by Opponents

- 118 (12/24/1988 vs. Houston Oilers)
- 94 (01/03/1987 vs. New York Jets)

Fewest Penalties by Opponents

- 0 (12/27/1953 at Detroit Lions)
- 0 (12/23/1951 at Los Angeles Rams)

Most Penalties, Both Teams

- 22 (12/24/1988 vs. Houston Oilers)
- 15 (01/11/1987 vs. Denver Broncos)

Most Penalty Yards, Both Teams

- 193 (12/24/1988 vs. Houston Oilers)
- 134 (01/03/1987 vs. New York Jets)

FUMBLES

Most Fumbles

- 6 (01/04/1981 vs. Oakland Raiders)
- 6 (12/26/1971 vs. Baltimore Colts)

Most Fumbles by Opponents

- 6 (12/21/1958 at New York Giants)

Most Fumbles, Both Teams

- 8 (01/04/1981 vs. Oakland Raiders)
- 8 (12/26/1971 vs. Baltimore Colts)

Most Fumbles Lost

- 3 (01/17/1988 at Denver Broncos)
- 3 (12/24/1950 vs. Los Angeles Rams)

Most Opponents Fumbles Recovered

- 3 (12/26/1954 vs. Detroit Lions)

QUARTERBACK SACKS

Most Times Browns Sacked Opponent Quarterback

- 10 (01/03/1987 vs. New York Jets)

Most Times Browns Quarterbacks Sacked

- 6 (01/08/1983 at Los Angeles Raiders)

Most Yards Opponents Lost Attempting to Pass

- 54 (01/03/1987 vs. New York Jets)

Most Yards Browns Lost Attempt to Pass

- 53 (01/08/1983 at Los Angeles Raiders)

Most Times Sacked, Both Teams

- 14 (01/03/1987 vs. New York Jets)

Fewest Times Sacked, Both Teams

- 1 (12/24/1988 vs. Houston Oilers)
- 1 (01/04/1986 at Miami Dolphins)

TURNOVERS

Most Turnovers Committed (Giveaways)

- 6 (12/29/1957 at Detroit Lions)
- 5 (12/24/1972 at Miami Dolphins)
- 5 (12/26/1971 vs. Baltimore Colts)

Most Turnovers, Opponents (Takeaways)

- 9 (12/26/1954 vs. Detroit Lions)
- 8 (12/26/1955 at Los Angeles Rams)

Most Turnovers, Both Teams

- 13 (12/26/1954 vs. Detroit Lions)
- 11 (12/26/1955 at Los Angeles Rams)



SCORING

Most Points

- 63 Lou Groza (1950-59, 1961-67); 12 FG, 27 PAT
- 46 Matt Bahr (1981-89); 8 FG, 22 PAT
- 36 Earnest Byner (1984-88, 1994-95); 6 TD
- 30 Webster Slaughter (1986-91); 5 TD
- 30 Gary Collins (1962-71); 5 TD
- 30 Otto Graham (1950-55); 5 TD
- 27 Don Cockroft (1968-80); 5 FG, 12 PAT
- 24 Brian Brennan (1984-91); 4 TD
- 19 Mark Moseley (1988); 5 FG, 4 PAT

Most Total TDs

- 6 Earnest Byner (1984-88, 1994-95); 4 Rush, 2 Rec
- 5 Webster Slaughter (1986-91); 5 Rec
- 5 Gary Collins (1962-71); 5 Rec
- 5 Otto Graham (1950-55); 5 Rush
- 4 Brian Brennan (1984-91); 4 Rec
- 3 Leroy Kelly (1964-73); 2 Rush, 1 Rec
- 3 Dante Lavelli (1950-56); 3 Rec
- 3 Ray Renfro (1952-63); 3 Rec

Most Return TDs (defense or special teams)

- 1 Don Paul (1954-58)
- 1 Dale Lindsey (1965-72)
- 1 Fred Summers (1969-71)
- 1 Ron Bolton (1976-82)
- 1 Eric Metcalf (1989-94)
- 1 Frank Minnifield (1984-92)

Most Extra Points

- 27 Lou Groza (1950-59, 1961-67)
- 22 Matt Bahr (1981-89)
- 12 Don Cockroft (1968-80)

Most Field Goals

- 12 Lou Groza (1950-59, 1961-67)
- 8 Matt Bahr (1981-89)
- 5 Mark Moseley (1986)
- 5 Don Cockroft (1968-80)

Highest Field Goal Percentage

- 100.0 Phil Dawson (1999-2003); 2-2
- 80.00 Matt Bahr (1981-89); 8-10
- 63.16 Lou Groza (1950-59, 1961-67); 12-19
- 62.50 Mark Moseley (1986); 5-8

Most Safeties

- 1 D.D. Hoggard (1985-87)
- 1 Bill Willis (1950-53)

RUSHING

Most Rushing Attempts

- 107 Kevin Mack (1985-93)
- 100 Leroy Kelly (1964-73)
- 82 Earnest Byner (1984-88, 1994-95)
- 66 Jim Brown (1957-65)
- 55 Otto Graham (1950-55)
- 41 Bo Scott (1969-74)
- 30 Dub Jones (1950-55)
- 30 Harry Jagade (1951-53)

Most Rushing Yards

- 480 Earnest Byner (1984-88, 1994-95)
- 424 Kevin Mack (1985-93)
- 417 Leroy Kelly (1964-73)
- 292 Otto Graham (1950-55)
- 241 Jim Brown (1957-65)
- 206 Harry Jagade (1951-53)
- 169 Bo Scott (1969-74)
- 118 Marion Motley (1950-53)

Most Rushing TDs

- 5 Otto Graham (1950-55)
- 4 Earnest Byner (1984-88, 1994-95)
- 2 Harry Jagade (1951-53)

- 2 Leroy Kelly (1964-73)
- 2 Bo Scott (1969-74)

Best Rushing Average

- 11.50 Calvin Hill (1978-81); 2-23
- 9.83 Milt Plum (1957-61); 6-59
- 8.80 Chet Hanulak (1954, 1957); 5-44

PASSING

Most Pass Attempts

- 260 Bernie Kosar (1985-93)
- 167 Otto Graham (1950-55)
- 132 Bill Nelsen (1968-72)
- 72 Frank Ryan (1962-68)
- 61 Vinny Testaverde (1993-95)
- 43 Kelly Holcomb (2001-03)

Most Pass Completions

- 146 Bernie Kosar (1985-93)
- 89 Otto Graham (1950-55)
- 68 Bill Nelsen (1968-72)
- 35 Frank Ryan (1962-68)
- 33 Vinny Testaverde (1993-95)
- 26 Kelly Holcomb (2001-03)

Highest Completion Percentage (minimum 15 attempts)

- 68.0 Mike Pagel (1986-90); 17-25
- 60.5 Kelly Holcomb (2001-03); 26-43
- 56.2 Bernie Kosar (1985-93); 146-260
- 54.1 Vinny Testaverde (1993-95); 33-61
- 53.3 Otto Graham (1950-55); 89-167

Most Passing Yards

- 1,860 Bernie Kosar (1985-93)
- 1,204 Otto Graham (1950-55)
- 839 Bill Nelsen (1968-72)
- 534 Frank Ryan (1962-68)
- 429 Kelly Holcomb (2001-03)
- 412 Vinny Testaverde (1993-95)

Most Passing TDs

- 15 Bernie Kosar (1985-93)
- 10 Otto Graham (1950-55)
- 6 Frank Ryan (1962-68)
- 3 Kelly Holcomb (2001-03)
- 3 Bill Nelsen (1968-72)

Highest Quarterback Rating (minimum 15 attempts)

- 107.6 Kelly Holcomb (2001-03) 26-43-429-3-1
- 98.6 Mike Pagel (1986-90) 17-25-179-2-1
- 83.3 Paul McDonald (1980-85) 18-37-281-1-0
- 81.9 Bernie Kosar (1985-93) 146-260-1,860-15-10
- 78.1 Frank Ryan (1962-68) 35-72-534-6-4
- 72.6 Vinny Testaverde (1993-95) 33-61-412-2-2
- 64.1 Otto Graham (1950-55) 89-167-1,204-10-13

Most Passes Intercepted

- 13 Otto Graham (1950-55)
- 10 Bernie Kosar (1985-93)
- 8 Bill Nelsen (1968-72)

Fewest Passes Intercepted (minimum 35 attempts)

- 0 Paul McDonald (1980-85)
- 1 Kelly Holcomb (2001-03)
- 2 Vinny Testaverde (1993-95)
- 3 Brian Sipe (1973-83)

RECEIVING

Most Receptions

- 27 Ozzie Newsome (1978-90)
- 26 Reggie Langhorne (1985-91)
- 26 Dante Lavelli (1950-56)
- 24 Paul Warfield (1964-69, 1976-77)
- 23 Webster Slaughter (1986-91)
- 23 Brian Brennan (1984-91)
- 22 Earnest Byner (1984-88, 1994-95)
- 19 Kevin Mack (1985-93)



CLEVELAND BROWNS 2008 MEDIA GUIDE

- 19 Gary Collins (1962-71)
- 18 Leroy Kelly (1964-73)

Most Receiving Yards

- 404 Paul Warfield (1964-69, 1976-77)
- 381 Webster Slaughter (1986-91)
- 375 Dante Lavelli (1950-56)
- 373 Ozzie Newsome (1978-90)
- 370 Reggie Langhorne (1985-91)
- 321 Brian Brennan (1984-91)
- 275 Gary Collins (1962-71)
- 230 Milt Morin (1966-75)
- 225 Earnest Byner (1984-88, 1994-95)
- 223 Darrel Brewster (1952-58)

Highest Receiving Average

- 35.00 Kevin Johnson (1999-2003); 4-140
- 32.50 Andre' Davis (2002-04); 2-65
- 31.00 Ricky Feacher (1976-84); 4-124
- 23.00 Fair Hooker (1969-74); 4-92
- 21.00 Dave Logan (1976-83); 3-63

Most Receiving TDs

- 5 Webster Slaughter (1986-91)
- 5 Gary Collins (1962-71)
- 4 Brian Brennan (1984-91)
- 3 Ray Renfro (1952-63)
- 3 Dante Lavelli (1950-56)

INTERCEPTIONS

Most Passes Intercepted

- 4 Ken Konz (1953-59)
- 4 Felix Wright (1985-90)
- 4 Warren Lahr (1950-59)
- 4 Ken Gorgal (1950, 1953-54)

Most Interception Return Yards

- 97 Don Paul (1954-58)
- 88 Walt Sumner (1969-74)
- 48 Frank Minnifield (1984-92)

Highest Average Gain on Interceptions

(minimum 2 int.)

- 48.50 Don Paul (1954-58); 2-97
- 21.00 Ron Bolton (1976-82); 2-42
- 20.50 Daylon McCutcheon (1999-2006); 2-41
- 15.00 Len Ford (1950-57); 3-45

Most TDs on Interceptions

- 1 Ron Bolton (1976-82)
- 1 Frank Minnifield (1984-92)
- 1 Walt Sumner (1969-74)
- 1 Dale Lindsey (1965-72)
- 1 Don Paul (1954-58)

PUNTING

Most Punts

- 33 Horace Gillom (1950-56)
- 27 Don Cockroft (1968-80)
- 20 Jeff Gossett (1983, 1985-87)

Most Punt Yards

- 1,346 Horace Gillom (1950-56)
- 965 Don Cockroft (1968-80)
- 792 Jeff Gossett (1983, 1985-87)

Best Gross Punting Average

- 48.50 Steve Cox (1981-84); 6-291
- 44.33 Lee Johnson (1987-88); 3-133
- 42.50 Gary Collins (1962-71); 14-595

Most Punts Inside 20 Yard Line

- 6 Jeff Gossett (1983, 1985-87)
- 3 Max Runager (1988)
- 2 Tom Tupa (1993-95)

PUNT RETURNS

Most Punt Returns

- 21 Gerald McNeil (1986-89)
- 8 Leroy Kelly (1964-73)
- 7 Ken Konz (1953-59)
- 7 Billy Reynolds (1953-54, 1957)
- 6 Cliff Lewis (1950-51)

Most Punt Return Yards

- 199 Gerald McNeil (1986-89)
- 110 Leroy Kelly (1964-73)
- 97 Billy Reynolds (1953-54, 1957)
- 70 Dennis Northcutt (2000-06)
- 57 Dino Hall (1979-83)
- 46 Cliff Lewis (1950-51)

Highest Punt Return Average

- 38.00 Thom Darden (1972-74, 1976-81); 1-38
- 35.00 Dennis Northcutt (2000-06); 2-70
- 13.86 Billy Reynolds (1953-54, 1957); 7-97
- 13.75 Leroy Kelly (1964-73); 8-110

KICKOFF RETURNS

Most Kickoff Returns

- 16 Eric Metcalf (1989-94)
- 14 Gerald McNeil (1986-89)
- 11 Ben Davis (1967-68, 1970-73)
- 9 Ken Carpenter (1950-53)

Most Kickoff Return Yards

- 392 Eric Metcalf (1989-94)
- 246 Gerald McNeil (1986-89)
- 208 Ken Carpenter (1950-53)
- 200 Ben Davis (1967-68, 1970-73)
- 167 Jim Brown (1957-65)

Highest Kickoff Return Average

- 32.00 Randy Baldwin (1991-94); 1-32
- 32.00 Leroy Kelly (1964-73); 2-64
- 29.0 Walter Roberts (1964-66); 4-116

COMBINED NET YARDS

Combined Net Yards, Most Attempts

- 128 Leroy Kelly (1964-73); 100 R, 18 P, 8 KR, 2 PR
- 126 Kevin Mack (1985-93); 107 R, 19 P
- 104 Earnest Byner (1984-88, 1994-95); 82 R, 22 P

Combined Net Yards, Most Yards

- 781 Leroy Kelly (1964-73); 417 R, 190 P, 64 KR, 110 PR
- 705 Earnest Byner (1984-88, 1994-95); 480 R, 225 P
- 573 Kevin Mack (1985-93); 424 R, 149 P

Combined Net Yards, High Average

- 38.00 Thom Darden (1972-74, 1976-81); 1-38
- 35.00 Kevin Johnson (1999-2003); 4-140
- 32.00 Randy Baldwin (1991-94); 1-32
- 31.00 Ricky Feacher (1976-84); 4-124

SCRIMMAGE YARDS

Scrimmage Yards, Most Attempts

- 126 Kevin Mack (1985-93); 107 R, 19 P
- 118 Leroy Kelly (1964-73); 100 R, 18 P
- 104 Earnest Byner (1984-88, 1994-95); 82 R, 22 P

Scrimmage Yards, Most Yards

- 705 Earnest Byner (1984-88, 1994-95); 480 R, 225 P
- 607 Leroy Kelly (1964-73); 417 R, 190 P
- 573 Kevin Mack (1985-93); 424 R, 149 P

Scrimmage Yards, High Average

- 35.00 Kevin Johnson (1999-2003); 4-140
- 31.00 Ricky Feacher (1976-84); 4-124
- 23.00 Fair Hooker (1969-74); 4-92
- 21.00 Dave Logan (1976-83); 3-63



SCORING

Most Points

- 18 Gary Collins (12/27/1964 vs. Baltimore Colts); 3 TD
- 18 Otto Graham (12/26/1954 vs. Detroit Lions); 3 TD

Opponent, Most Points

- 18 Tom Matte (12/29/1968 vs. Baltimore Colts); 3 TD
- 18 Craig Baynham (12/24/1967 at Dallas Cowboys); 3 TD

Most Total TDs

- 3 Gary Collins (12/27/1964 vs. Baltimore Colts); 3 Recv
- 3 Otto Graham (12/26/1954 vs. Detroit Lions); 3 Rush

Opponent, Most Total TDs

- 3 Tom Matte (12/29/1968 vs. Baltimore Colts); 3 Rush
- 3 Craig Baynham (12/24/1967 at Dallas Cowboys); 2 Rush, 1 Recv

Most Return TDs (defense or special teams)

- 1 Eric Metcalf (01/06/1990 vs. Buffalo Bills)
- 1 Frank Minnifield (01/09/1988 vs. Indianapolis Colts)
- 1 Ron Bolton (01/04/1981 vs. Oakland Raiders)
- 1 Fred Summers (12/28/1969 at Dallas Cowboys)
- 1 Dale Lindsey (12/21/1968 vs. Dallas Cowboys)
- 1 Don Paul (12/26/1955 at Los Angeles Rams)

Most Extra Points – Made

- 8 Lou Groza (12/26/1954 vs. Detroit Lions)
- 5 Matt Bahr (01/09/1988 vs. Indianapolis Colts)
- 5 Don Cockroft (12/28/1969 at Dallas Cowboys)
- 5 Lou Groza (12/26/1955 at Los Angeles Rams)

Opponent, Most Extra Points – Made

- 8 Jim Martin (12/29/1957 vs. Detroit Lions)

Most Field Goals Attempted

- 6 Mark Moseley (01/03/1987 vs. New York Jets)
- 4 Matt Stover (01/01/1995 vs. New England Patriots)
- 4 Don Cockroft (01/04/1981 vs. Oakland Raiders)
- 4 Lou Groza (12/27/1953 vs. Detroit Lions)

Most Field Goals – Made

- 3 Matt Bahr (12/24/1988 vs. Houston Oilers)
- 3 Mark Moseley (01/03/1987 vs. New York Jets)
- 3 Lou Groza (12/27/1953 at Detroit Lions)

Opponent, Most Field Goals – Made

- 3 Don Chandler (01/02/1966 at Green Bay Packers)
- 3 Rich Karlis (01/11/1987 vs. Denver Broncos)
- 3 David Treadwell (01/14/1990 at Denver Broncos)

Longest Field Goal Made

- 52 Matt Bahr (01/08/1983 at Los Angeles Raiders)
- 52 Lou Groza (12/23/1951 at Los Angeles Rams)
- 47 Matt Bahr (01/06/1990 vs. Buffalo Bills)
- 45 Matt Bahr (01/06/1990 vs. Buffalo Bills)

Opponent, Longest Field Goal Made

- 51 Fuad Reveiz (01/04/1986 at Miami Dolphins)
- 49 Tony Zendejas (12/24/1988 vs. Houston Oilers)

- 47 Mike Clark (12/21/1968 vs. Dallas Cowboys)
- 46 Garo Yepremian (12/24/1972 at Miami Dolphins)
- 46 Frank Leahy (01/03/1987 vs. New York Jets)

Most Safeties

- 1 D.D. Hoggard (01/17/1988 at Denver Broncos)
- 1 Bill Willis (12/17/1950 vs. New York Giants)

Opponent, Most Safeties

- 1 Carnell Lake (01/07/1995 at Pittsburgh Steelers)

RUSHING

Most Rushing Attempts

- 27 Jim Brown (12/27/1964 vs. Baltimore Colts)
- 26 Kevin Mack (01/11/1987 vs. Denver Broncos)
- 25 William Green (01/05/2003 at Pittsburgh Steelers)
- 23 Earnest Byner (01/09/1988 vs. Indianapolis Colts)
- 20 Kevin Mack (01/03/1987 vs. New York Jets)
- 20 Jim Brown (12/29/1957 at Detroit Lions)

Opponent, Most Rushing Attempts

- 26 Sammy Winder (01/11/1987 vs. Denver Broncos)

Most Rushing Yards

- 161 Earnest Byner (01/04/1986 at Miami Dolphins)
- 122 Earnest Byner (01/09/1988 vs. Indianapolis Colts)
- 114 Jim Brown (12/27/1964 vs. Baltimore Colts)
- 104 Harry Jagade (12/28/1952 vs. Detroit Lions)
- 102 Harry Jagade (12/27/1953 vs. Detroit Lions)
- 99 Otto Graham (12/24/1950 vs. Los Angeles Rams)
- 96 Leroy Kelly (12/24/1967 at Dallas Cowboys)
- 94 Kevin Mack (01/11/1987 vs. Denver Broncos)
- 94 Bo Scott (12/24/1972 at Miami Dolphins)

Opponent, Most Rushing Yards

- 133 Barry Foster (01/07/1995 at Pittsburgh Steelers)

Most Rushing TDs

- 3 Otto Graham (12/26/1954 vs. Detroit Lions)
- 2 Earnest Byner (01/04/1986 at Miami Dolphins)
- 2 Bo Scott (12/28/1969 at Dallas Cowboys)
- 2 Otto Graham (12/26/1955 at Los Angeles Rams)

Opponent, Most Rushing TDs

- 3 Tom Matte (12/29/1968 vs. Baltimore Colts)

Longest Rush

- 66† Earnest Byner (01/04/1986 at Miami Dolphins)
- 46 Leroy Kelly (12/24/1967 at Dallas Cowboys)
- 46 Jim Brown (12/27/1964 vs. Baltimore Colts)
- 42 Marion Motley (12/28/1952 vs. Detroit Lions)
- 39 Leroy Kelly (12/28/1969 at Dallas Cowboys)
- 35† Leroy Kelly (12/21/1968 vs. Dallas Cowboys)
- 34 Otto Graham (12/23/1951 at Los Angeles Rams)

Opponent, Longest Rush

- 67† Doak Walker (12/28/1952 vs. Detroit Lions)

Best Rushing Average (minimum 11 attempts)

- 10.06 Earnest Byner (01/04/1986 at Miami Dolphins); 16-161
- 8.25 Otto Graham (12/24/1950 vs. Los Angeles Rams); 12-99
- 6.93 Harry Jagade (12/28/1952 vs. Detroit Lions); 15-104



PASSING**Most Pass Attempts**

- 64 Bernie Kosar (01/03/1987 vs. New York Jets)
- 44 Bernie Kosar (01/14/1990 at Denver Broncos)
- 43 Kelly Holcomb (01/05/2003 at Pittsburgh Steelers)
- 41 Bernie Kosar (01/17/1988 at Denver Broncos)
- 40 Brian Sipe (01/04/1981 vs. Oakland Raiders)
- 40 Otto Graham (12/23/1951 at Los Angeles Rams)
- 35 Otto Graham (12/28/1952 vs. Detroit Lions)
- 33 Bill Nelsen (01/04/1970 at Minnesota Vikings)

Opponent, Most Pass Attempts

- 54 Jim Kelly (01/06/1990 vs. Buffalo Bills)
- 50 Drew Bledsoe (01/01/1995 vs. New England Patriots)

Most Pass Completions

- 33 Bernie Kosar (01/03/1987 vs. New York Jets)
- 26 Kelly Holcomb (01/05/2003 at Pittsburgh Steelers)
- 26 Bernie Kosar (01/17/1988 at Denver Broncos)
- 22 Otto Graham (12/24/1950 vs. Los Angeles Rams)
- 20 Vinny Testaverde (01/01/1995 vs. New England Patriots)
- 20 Bernie Kosar (01/06/1990 vs. Buffalo Bills)
- 20 Bernie Kosar (01/09/1988 vs. Indianapolis Colts)
- 20 Otto Graham (12/28/1952 vs. Detroit Lions)

Opponent, Most Pass Completions

- 30 Tommy Maddox (01/05/2003 at Pittsburgh Steelers)
- 28 Jim Kelly (01/06/1990 vs. Buffalo Bills)

Highest Completion Percentage (minimum 15 attempts)

- 68.97 Bernie Kosar (01/06/1990 vs. Buffalo Bills); 20-29
- 68.75 Otto Graham (12/24/1950 vs. Los Angeles Rams); 22-32
- 68.00 Mike Pagel (12/24/1988 vs. Houston Oilers); 17-25
- 66.67 Vinny Testaverde (01/01/1995 vs. New England Patriots); 20-30
- 66.67 Bill Nelsen (12/28/1969 at Dallas Cowboys); 18-27
- 64.52 Bernie Kosar (01/09/1988 vs. Indianapolis); 20-31
- 63.41 Bernie Kosar (01/17/1988 at Denver Broncos); 26-41
- 61.11 Frank Ryan (12/27/1964 vs. Baltimore Colts); 11-18
- 60.47 Kelly Holcomb (01/05/2003 at Pittsburgh Steelers); 26-43

Opponent, Highest Completion Percentage (minimum 15 attempts)

- 69.56 Neil O'Donnell (01/07/1995 at Pittsburgh Steelers); 16-23

Most Passing Yards

- 489 Bernie Kosar (01/03/1987 vs. New York Jets)
- 429 Kelly Holcomb (01/05/2003 at Pittsburgh Steelers)
- 356 Bernie Kosar (01/17/1988 at Denver Broncos)
- 298 Otto Graham (12/24/1950 vs. Los Angeles Rams)

- 281 Paul McDonald (01/08/1983 at Los Angeles Raiders)
- 280 Otto Graham (12/23/1951 at Los Angeles Rams)
- 268 Vinny Testaverde (01/01/1995 vs. New England Patriots)
- 259 Bernie Kosar (01/11/1987 vs. Denver Broncos)
- 251 Bernie Kosar (01/06/1990 vs. Buffalo Bills)

Opponent, Most Passing Yards

- 405 Jim Kelly (01/06/1990 vs. Buffalo Bills)
- 385 John Elway (01/14/1990 at Denver Broncos)

Most Passing TDs

- 4 Otto Graham (12/24/1950 vs. Los Angeles Rams)
- 3 Kelly Holcomb (01/05/2003 at Pittsburgh Steelers)
- 3 Bernie Kosar (01/06/1990 vs. Buffalo Bills)
- 3 Bernie Kosar (01/17/1988 at Denver Broncos)
- 3 Bernie Kosar (01/09/1988 vs. Indianapolis Colts)
- 3 Frank Ryan (12/27/1964 vs. Baltimore Colts)
- 3 Otto Graham (12/26/1954 vs. Detroit Lions)

Opponent, Most Passing TDs

- 4 Jim Kelly (01/06/1990 vs. Buffalo Bills)
- 4 Tobin Rote (12/29/1957 at Detroit Lions)

Highest Quarterback Rating**(minimum 15 attempts)**

- 130.10 Bernie Kosar (01/06/1990 vs. Buffalo Bills)
- 124.74 Otto Graham (12/24/1950 vs. Los Angeles Rams)
- 117.13 Frank Ryan (12/27/1964 vs. Baltimore Colts)
- 116.67 Otto Graham (12/26/1954 vs. Detroit Lions)
- 107.61 Kelly Holcomb (01/05/2003 at Pittsburgh Steelers)
- 105.97 Vinny Testaverde (01/01/1995 vs. New England Patriots)
- 105.44 Bernie Kosar (01/09/1988 vs. Indianapolis Colts)
- 105.34 Bernie Kosar (01/17/1988 at Denver Broncos)
- 103.78 Bill Nelsen (12/28/1969 at Dallas Cowboys)

Most Passes Intercepted

- 5 Mike Phipps (12/24/1972 at Miami Dolphins)

Opponent, Most Passes Intercepted

- 6 Norm Van Brocklin (12/26/55 at Los Angeles Rams)
- 6 Bobby Layne (12/26/1954 vs. Detroit Lions)

RECEIVING**Most Receptions:**

- 11 Dante Lavelli (12/24/1950 vs. Los Angeles Rams)
- 8 Paul Warfield (12/28/1969 at Dallas Cowboys)
- 7 Michael Jackson (01/01/1995 vs. New England Patriots)
- 7 Earnest Byner (01/17/1988 at Denver Broncos)
- 7 Herman Foutenot (01/11/1987 vs. Denver Broncos)
- 7 Mac Speedie (12/23/1951 at Los Angeles Rams)
- 6 Dennis Northcutt (01/05/2003 at Pittsburgh Steelers)
- 6 Reggie Langhorne (01/06/1990 vs. Buffalo Bills)
- 6 Reggie Langhorne (12/24/1988 vs. Houston Oilers)
- 6 Webster Slaughter (01/03/1987 vs. New York Jets)
- 6 Ozzie Newsome (01/03/1987 vs. New York Jets)



Opponent, Most Receptions

13 Thurman Thomas (01/06/1990 vs. Buffalo Bills)

Most Receiving Yards

- 140 Kevin Johnson (01/05/2003 at Pittsburgh Steelers)
 130 Gary Collins (12/27/1964 vs. Baltimore Colts)
 128 Dante Lavelli (12/24/1950 vs. Los Angeles Rams)
 124 Ricky Feacher (01/08/1983 at Los Angeles Raiders)
 122 Michael Jackson (01/01/1995 vs. New England Patriots)
 120 Earnest Byner (01/17/1988 at Denver Broncos)
 114 Webster Slaughter (01/06/1990 vs. Buffalo Bills)
 114 Ozzie Newsome (01/03/1987 vs. New York Jets)

Opponent, Most Receiving Yards

150 Thurman Thomas (01/06/1990 vs. Buffalo Bills)

Highest Receiving Average (minimum 3 receptions)

- 38.00 Webster Slaughter (01/06/1990 vs. Buffalo Bills); 3-114
 35.00 Kevin Johnson (01/05/2003 at Pittsburgh Steelers); 4-140
 33.00 Paul Warfield (12/24/1967 at Dallas Cowboys); 3-99

Most Receiving TDs

- 3 Gary Collins (12/27/1964 vs. Baltimore Colts)
 2 Dennis Northcutt (01/05/2003 at Pittsburgh Steelers)
 2 Brian Brennan (01/14/1990 at Denver Broncos)
 2 Webster Slaughter (01/06/1990 vs. Buffalo Bills)
 2 Webster Slaughter (12/24/1988 vs. Houston Oilers)
 2 Ray Renfro (12/26/1954 vs. Detroit Lions)
 2 Dante Lavelli (12/24/1950 vs. Los Angeles Rams)

Opponent, Most Receiving TDs

- 2 Steve Junker (12/29/1957 at Detroit Lions)
 2 Thurman Thomas (01/06/1990 vs. Buffalo Bills)

Longest Reception

- 83 Kevin Johnson (01/05/2003 at Pittsburgh Steelers)
 75t Paul Warfield (12/24/1967 at Dallas Cowboys)
 53 Earnest Byner (01/17/1988 vs. Denver Broncos)
 52t Webster Slaughter (01/06/1990 vs. Buffalo Bills)
 51t Gary Collins (12/27/1964 vs. Baltimore Colts)
 50t Dante Lavelli (12/26/1955 at Los Angeles Rams)

Opponent, Longest Reception

86t Bob Hayes (12/24/1967 at Dallas Cowboys)

INTERCEPTIONS**Most Passes Intercepted**

2 8 times; most recent Daylon McCutcheon (01/05/2003 at Pittsburgh Steelers)

Opponent, Most Passes Intercepted

2 5 times; most recent Dennis Smith (01/14/1990 at Denver Broncos)

Most Interception Return Yards

- 88t Walt Sumner (12/28/1969 at Dallas Cowboys) (TD)
 65 Don Paul (12/26/1955 at Los Angeles Rams)

Opponent, Most Interception Return Yards

60t Cornell Green (12/24/1967 at Dallas Cowboys) (TD)

Longest Interception Return

88t Walt Sumner (12/28/1969 at Dallas Cowboys) (TD)

Opponent, Longest Interception Return

60t Cornell Green (12/24/1967 at Dallas Cowboys) (TD)

Highest Avg. Gain on Interceptions (minimum 2 int.)

- 22.50 Len Ford (12/26/1954 vs. Detroit Lions); 2-45
 21.00 Ron Bolton (01/04/1981 vs. Oakland Raiders); 2-42
 20.50 Daylon McCutcheon (01/05/2003 at Pittsburgh Steelers); 2-41

Most TDs on Interceptions

1 5 times; (most recent Frank Minnifield 01/09/1988 vs. Indianapolis Colts)

PUNTING**Most Punts**

9 Horace Gillom (12/17/1950 vs. New York Giants)

Opponents, Most Punts

14 Dave Jennings (01/03/1987 vs. New York Jets)

Most Punt Yards

- 363 Horace Gillom (12/17/1950 vs. New York Giants)
 338 Bryan Wagner (01/14/1990 at Denver Broncos)

Opponent, Most Punt Yards

530 Dave Jennings (01/03/1987 vs. New York Jets)

Longest Punt

- 68 Horace Gillom (12/24/1950 vs. Los Angeles Rams)
 62 Horace Gillom (12/28/1952 vs. Detroit Lions)
 61 Johnny Evans (01/04/1981 vs. Oakland Raiders)
 59 Lee Johnson (01/17/1988 at Denver Broncos)
 58 Jeff Gossett (01/11/1987 vs. Denver Broncos)
 58 Gary Collins (12/27/1964 vs. Baltimore Colts)

Opponent, Longest Punt

- 72 Yale Lary (12/27/1953 vs. Detroit Lions)
 72 Charlie Conerly (12/17/1950 vs. New York Giants)

Best Gross Punting Average (minimum 2 punts)

- 48.50 Steve Cox (01/08/1983 at Los Angeles Raiders); 6-291
 48.00 Lee Johnson (01/17/1988 at Denver Broncos); 2-96

*The Browns have never had a punt blocked in post-season and have never blocked an opponents punt.

PUNT RETURNS**Most Punt Returns**

- 7 Gerald McNeil (01/03/1987 vs. New York Jets)
 5 Dino Hall (01/04/1981 vs. Oakland Raiders)
 4 Ray Renfro (12/28/1952 vs. Detroit Lions)

Opponent, Most Punt Returns

5 Greg Pruitt (01/08/1983 at Los Angeles Raiders)

Most Punt Return Yards

- 71 Leroy Kelly (12/26/1971 vs. Baltimore Colts)
 70 Dennis Northcutt (01/05/2003 at Pittsburgh Steelers)



CLEVELAND BROWNS 2008 MEDIA GUIDE

- 65 Gerald McNeil (01/03/1987 vs. New York Jets)
- 57 Dino Hall (01/04/1981 vs. Oakland Raiders)
- 54 Billy Reynolds (12/27/1953 at Detroit Lions)

Opponent, Most Punt Return Yards

- 141 Bob Hayes (12/24/1967 at Dallas Cowboys)

Highest Punt Return Average (minimum 3 returns)

- 23.67 Leroy Kelly (12/26/1971 vs. Baltimore Colts); 3-71
- 18.00 Billy Reynolds (12/27/1953 at Detroit Lions); 3-54

Opponent, Highest Punt Return Average (minimum 3 returns)

- 47.0 Bob Hayes (12/24/1967 at Dallas Cowboys); 3-141

Longest Punt Return

- 59 Dennis Northcutt (01/05/2003 at Pittsburgh Steelers)
- 48 Leroy Kelly (12/26/71 vs. Baltimore Colts)
- 42 Billy Reynolds (12/26/1954 vs. Detroit Lions)
- 38 Thom Darden (12/24/1972 at Miami Dolphins)

Opponent, Longest Punt Return

- 68 Bob Hayes (12/24/1967 at Dallas Cowboys)
- 66t Antwaan Randle El (01/05/2003 at Pittsburgh Steelers)

Punt Return for Touchdown

0

Opponent, Punt Return for Touchdown

- 1 Antwaan Randle El, 66t (01/05/2003 at Pittsburgh Steelers)

KICKOFF RETURNS

Most Kickoff Returns

- 6 Eric Metcalf (01/14/1990 at Denver Broncos)
- 5 Gerald McNeil (01/17/1988 at Denver Broncos)
- 5 Ken Carpenter (12/23/1951 at Los Angeles Rams)
- 4 Eric Metcalf (01/06/1990 vs. Buffalo Bills)
- 4 Gerald McNeil (01/11/1987 vs. Denver Broncos)
- 4 Dino Hall (01/08/1983 at Los Angeles Raiders)
- 4 Bo Scott (01/04/1970 at Minnesota Vikings)
- 4 Ben Davis (12/21/1968 vs. Dallas Cowboys)
- 4 Ben Davis (12/24/1967 at Dallas Cowboys)
- 4 Jim Brown (12/29/1957 at Detroit Lions)

Opponent, Most Kickoff Returns

- 6 Albert Bentley (01/09/1988 vs. Indianapolis Colts)

Most Kickoff Return Yards

- 159 Eric Metcalf (01/06/1990 vs. Buffalo Bills)
- 132 Ken Carpenter (12/23/1951 at Los Angeles Rams)
- 118 Eric Metcalf (01/14/1990 at Denver Broncos)
- 107 Jim Brown (12/29/1957 at Detroit Lions)
- 95 Walter Roberts (01/02/1966 at Green Bay Packers)

Opponent, Most Kickoff Return Yards

- 127 Woodley Lewis (12/26/1955 at Los Angeles Rams)

Highest Kickoff Return Average (minimum 3 returns)

- 39.75 Eric Metcalf (01/06/1990 vs. Buffalo Bills); 4-159
- 31.67 Walter Roberts (01/02/1966 at Green Bay Packers); 3-95

Longest Kickoff Return

- 90t Eric Metcalf (01/06/1990 vs. Buffalo Bills)
- 50 Jim Brown (12/29/1957 at Detroit Lions)
- 46 Billy Reynolds (12/26/1954 vs. Detroit Lions)
- 46 Leroy Kelly (01/02/1966 at Green Bay Packers)
- 41 Jim Brown (12/21/1958 at New York Giants)

Opponent, Longest Kickoff Return

- 43 Woodley Lewis (12/26/1955 at Los Angeles Rams)

Kickoff Return for Touchdown, Game

- 1 Eric Metcalf, 90t (01/06/1990 vs. Buffalo Bills)

Opponent, Kickoff Return for Touchdown, Game

0

COMBINED NET YARDS

Combined Net Yards, Most Attempts

- 30 Jim Brown (12/27/1964 vs. Baltimore Colts); 27 R, 3 P
- 28 Kevin Mack (01/11/1987 vs. Denver Broncos); 26 R, 2 P
- 27 William Green (01/05/2003 at Pittsburgh Steelers); 25 R, 2 P

Combined Net Yards, Most Yards

- 195 Ken Carpenter (12/23/1951 at Los Angeles Rams); 14 R, 49 P, 132 KR
- 187 Earnest Byner (01/17/1988 at Denver Broncos); 67 R, 120 P

Combined Net Yards, High Average (minimum 12 attempts)

- 16.25 Ken Carpenter (12/23/1951 at Los Angeles Rams); 12-195
- 9.30 Earnest Byner (01/04/1986 at Miami Dolphins); 20-186

SCRIMMAGE YARDS

Scrimmage Yards, Most Attempts

- 30 Jim Brown (12/27/1964 vs. Baltimore Colts); 27 R, 3 P
- 28 Kevin Mack (01/11/1987 vs. Denver Broncos); 26 R, 2 P
- 27 William Green (01/05/2003 at Pittsburgh Steelers); 25 R, 2 P

Scrimmage Yards, Most Yards

- 187 Earnest Byner (01/17/1988 at Denver Broncos); 67 R, 120 P
- 186 Earnest Byner (01/04/1986 at Miami Dolphins); 161 R, 25 P

Scrimmage Yards, High Average (minimum 12 attempts)

- 9.30 Earnest Byner (01/04/1986 at Miami Dolphins); 20-186
- 8.50 Earnest Byner (01/17/1988 at Denver Broncos); 22-187



SCORING

Most Points – Season

66 Jerry Kauric (1990); 14 FG, 24 PAT

Most Points – Game

24 Jim Brown (11/24/1957 vs. Los Angeles Rams); 4 TD

Most Total TDs – Season10 Eric Metcalf (1989); 6 Rush, 4 Rec
10 Kevin Mack (1985); 7 Rush, 3 Rec
10 Jim Brown (1957); 9 Rush, 1 Rec**Most Total TDs – Game**

4 Jim Brown (11/24/1957 vs. Los Angeles Rams); 4 Rush

Most Return TDs – Season2 Bobby Franklin (1960)
2 Bobby Mitchell (1958)**Most Return TDs – Game**2 Bobby Franklin (12/11/1960 vs. Chicago Bears)
2 Bobby Mitchell (11/23/1958 vs. Philadelphia Eagles)**Most Extra Points – Season**

29 Jeff Jaeger (1987)

Most Extra Points – Game

5 Jeff Jaeger (11/08/1987 vs. Atlanta Falcons)

Most Field Goals – Season

14 Jerry Kauric (1990)

Most Field Goals – Game

3 Jeff Jaeger (10/26/1987 vs. Los Angeles Rams)

Highest Field Goal Pct (minimum 14 attempts)

70.00 Jerry Kauric (1990); 20-14

Most Safeties – Season1 James Jones (1991)
1 Doug Dieken (1971)
1 Junior Wren (1956)
1 John Kissell (1950)

RUSHING

Most Rushing Attempts – Season243 William Green (2002)
222 Kevin Mack (1985)
202 Jim Brown (1957)
195 James Jackson (2001)**Most Rushing Attempts – Game**

31 Jim Brown (11/24/1957 vs. Los Angeles Rams)

Most Rushing Yards – Season

1,104 Kevin Mack (1985)

Most Rushing Yards – Game

237 Jim Brown (11/24/1957 vs. Los Angeles Rams)

Most Rushing TDs – Season

9 Jim Brown (1957)

Most Rushing TDs – Game

4 Jim Brown (11/24/1957 vs. Los Angeles Rams)

Best Rushing Average**(minimum 150 attempts) – Season**

4.97 Kevin Mack (1985); 222-1,104

Best Rushing Average**(minimum 11 attempts) – Game**

13.36 Bobby Mitchell (10/12/1958 vs. Chicago Cardinals); 11-147

PASSING

Most Pass Attempts – Season

399 Tim Couch (1999)

Most Pass Attempts – Game

54 Eric Zeier (11/05/1995 vs. Houston Oilers)

Most Pass Completions – Season

223 Tim Couch (1999)

Most Pass Completions – Game

29 Tim Couch (11/21/1999 vs. Carolina Panthers)

Highest Completion Pct – Season**(minimum 150 attempts)**59.75 Charlie Frye (2005); 164-98
55.89 Tim Couch (1999); 399-223**Highest Completion Pct – Game****(minimum 15 attempts)**

78.26 Tim Couch (10/17/1999 vs. Jacksonville Jaguars); 18-23

Most Passing Yards – Season

2,447 Tim Couch (1999)

Most Passing Yards – Game

310 Eric Zeier (10/29/1995 at Cincinnati Bengals)

Most Passing TDs – Season

15 Tim Couch (1999)

Most Passing TDs – Game3 Tim Couch (10/31/1999 at New Orleans Saints)
3 Bernie Kosar (12/15/1985 vs. Houston Oilers)**Highest Quarterback Rating – Season****(minimum, 150 attempts)**

73.2 Tim Couch (1999)

Highest Quarterback Rating – Game**(minimum 15 attempts)**

136.7 Charlie Frye (12/04/2005 vs. Jacksonville Jaguars)

132.2 Tim Couch (10/31/1999 at New Orleans Saints)

Most Passes Intercepted – Season

13 Tim Couch (1999)

Most Passes Intercepted – Game4 Eric Zeier (12/09/1995 at Minnesota Vikings)
4 Terry Luck (12/18/1977 at Seattle Seahawks)**Fewest Passes Intercepted – Season****(minimum 150 attempts)**5 Charlie Frye (2005)
7 Bernie Kosar (1985)**Lowest Interception Percentage – Season****(minimum 150 Attempts)**

2.82 Bernie Kosar (1985); 248-124

RECEIVING

Most Receptions – Season

66 Kevin Johnson (1999)

Most Receptions – Game

10 Darrin Chiaverini (12/19/1999 vs. Jacksonville Jaguars)

Most Receiving Yards – Season

986 Kevin Johnson (1999)

Most Receiving Yards – Game

171 Derrick Alexander (12/04/1994 vs. New York Giants)



CLEVELAND BROWNS 2008 MEDIA GUIDE

Highest Receiving Average – Season

(minimum 20 receptions)

17.69 Paul Warfield (1964); 52-920

Highest Receiving Average – Game

(minimum 3 receptions)

35.67 Braylon Edwards (09/18/2005 at Green Bay); 3-107

31.00 Ozzie Newsome (11/05/1978 at Houston Oilers); 4-124

Most Receiving TDs – Season

9 Paul Warfield (1964)

Most Receiving TDs – Game

2 Braylon Edwards (12/04/2005 vs. Jacksonville Jaguars)

2 Andre' Davis (09/22/2003 at Tennessee Titans)

2 Kevin Johnson (10/31/1999 vs. New Orleans Saints)

2 Brian Brennan (11/25/1984 vs. Houston Oilers)

2 Harry Holt (12/18/1983 vs. Pittsburgh Steelers)

2 Paul Warfield (11/22/1964 at Green Bay Packers)

INTERCEPTIONS

Most Passes Intercepted – Season

10 Anthony Henry (2001)

8 Bobby Franklin (1960)

Most Passes Intercepted – Game

3 Anthony Henry (11/18/2001 at Baltimore Ravens)

3 Anthony Henry (09/23/2001 vs. Detroit Lions)

3 Bobby Franklin (12/11/1960 vs. Chicago Bears)

Most Interception Return Yards – Season

177 Anthony Henry (2001)

131 Bobby Franklin (1960)

Most Interception Return Yards – Game

97½ Anthony Henry (12/16/2001 vs. Jacksonville Jaguars)

95 Bobby Franklin (12/11/1960 vs. Chicago Bears)

Highest Average Gain on Interceptions

(minimum 3 interceptions) – Season

34.67 Brian Washington (1988); 3-104

Highest Average Gain on Interceptions

(minimum 2 interceptions) – Game

48.50 Anthony Henry (12/16/2001 vs. Jacksonville Jaguars); 2-97

31.67 Bobby Franklin (12/11/1960 vs. Chicago Bears); 3-95

Most TDs on Interceptions – Season

2 Bobby Franklin (1960)

Most TDs on Interceptions – Game

2 Bobby Franklin (12/11/1960 vs. Chicago Bears)

PUNTING

Most Punts – Season

79 Johnny Evans (1978)

68 Steve Cox (1981)

Most Punts – Game

10 Johnny Evans (11/05/1978 at Houston Oilers)

Most Punt Yards – Season

3,089 Johnny Evans (1978)

Most Punt Yards – Game

407 Johnny Evans (11/05/1978 at Houston Oilers)

Best Gross Punting Average

(minimum 35 attempts) – Season

48.0 Gary Collins (1962); 45-1,926

Best Gross Punting Average – Game

58.00 Johnny Evans (12/03/1978 at Seattle Seahawks); 1-58

Most Punts Inside 20 YDL – Season

16 Johnny Evans (1978)

PUNT RETURNS

Most Punt Returns – Season

37 Keith Wright (1978)

Most Punt Returns – Game

7 Chet Hanulak (11/07/1954 vs. Washington Redskins)

Most Punt Return Yards – Season

289 Dennis Northcutt (2000)

288 Keith Wright (1978)

Most Punt Return Yards – Game

71 Ben Davis (11/05/1967 at Pittsburgh Steelers)

Most Punt Return TDs – Season

1 Ben Davis (1967)

1 Leroy Kelly (1964)

1 Bobby Mitchell (1958)

1 Don Phelps (1950)

Most Punt Return TDs – Game

1 Ben Davis (11/05/1967 at Pittsburgh Steelers)

1 Leroy Kelly (10/25/1964 vs. New York Giants)

1 Bobby Mitchell (11/23/1958 vs. Philadelphia Eagles)

1 Don Phelps (12/10/1950 at Washington Redskins)

Highest Punt Return Average

(minimum 15 returns) – Season

172 Ben Davis (1967); 18-229

125 Greg Pruitt (1973); 16-180

Highest Punt Return Average

(minimum 3 returns) – Game

18.33 Ray Renfro (12/07/1952 at Chicago Cardinals); 3-55

KICKOFF RETURNS

Most Kickoff Returns – Season

50 Andre' Davis (2002)

45 Joshua Cribbs (2005)

44 Ronnie Powell (1999)

Most Kickoff Returns – Game

6 Joshua Cribbs (12/24/2005 vs. Pittsburgh Steelers)

6 Lee Suggs (12/08/2003 vs. St. Louis Rams)

6 Jamel White (12/10/2000 vs. Philadelphia Eagles)

6 Jamel White (11/26/2000 at Baltimore Ravens)

6 Earnest Hunter (11/19/1995 vs. Green Bay Packers)

Most Kickoff Return Yards – Season

1,094 Joshua Cribbs (2005)

1,068 Andre' Davis (2002)

986 Ronnie Powell (1999)



Most Kickoff Return Yards – Game

- 168 Andre' Davis (10/20/2002 vs. Houston Texans)
 155 Joshua Cribbs (11/27/2005 at Minnesota Vikings)
 152 Joshua Cribbs (10/23/2005 vs. Detroit Lions)
 140 Jamel White (12/10/2000 vs. Philadelphia Eagles)
 138 Lee Suggs (12/08/2003 vs. St. Louis Rams)
 127 Earnest Hunter (11/19/1995 vs. Green Bay Packers)
 127 Bo Scott (11/09/1969 at Minnesota Vikings)

Most Kickoff Return TDs – Season

- 1 Joshua Cribbs (2005)
 1 Andre' Davis (2002)
 1 Carl Ward (1967)
 1 Bobby Mitchell (1958)
 1 Leroy Bolden (1958)

Most Kickoff Return TDs – Game

- 1 Joshua Cribbs (10/23/2005 vs. Detroit Lions)
 1 Andre' Davis (10/20/2002 vs. Houston Texans)
 1 Carl Ward (11/26/1967 vs. Washington Redskins)
 1 Bobby Mitchell (11/23/1958 vs. Philadelphia Eagles)
 1 Leroy Bolden (10/26/1958 at Chicago Cardinals)

Highest Kickoff Return Average (minimum 12 returns) – Season

28.88 Bo Scott (1969); 25-722

Highest Kickoff Return Average (minimum 3 returns) – Game

- 42.0 Ben Davis (12/10/1967 at St. Louis Cardinals); 3-126
 42.0 Andre' Davis (10/20/2002 vs. Houston Texans); 4-168

COMBINED NET YARDS**Combined Net Yards, Most Attempts – Season**

272 Eric Metcalf (1989); 187 R, 54 P, 31 PR

Combined Net Yards, Most Attempts – Game

35 Jim Brown (11/24/1957 vs. Los Angeles Rams); 31 R, 3 P, 1 PR

Combined Net Yards, Most Yards – Season

1,748 Eric Metcalf (1989); 633 R, 397 P, 718 KR

Combined Net Yards, Most Yards – Game

269 Jim Brown (11/24/1957 vs. Los Angeles Rams); 237 R, 21 P, 11 KR

Combined Net Yards, High Average (minimum 100 attempts) – Season

10.90 Greg Pruitt (1973); 102-1,112

Combined Net Yards, High Average (minimum 10 attempts) – Game

15.30 Keith Wright (12/10/1978 vs. New York Jets); 10-153

SCRIMMAGE YARDS**Scrimmage Yards, Most Attempts – Season**

259 William Green (2002); 243 R, 16 P
 251 Kevin Mack (1985); 222 R, 29 P

Scrimmage Yards, Most Attempts – Game

34 Jim Brown (11/24/1957 vs. Los Angeles Rams); 31 R, 3 P

Scrimmage Yards, Most Yards – Season

1,401 Kevin Mack (1985); 1,104 R, 297 P

Scrimmage Yards, Most Yards – Game

258 Jim Brown (11/24/1957 vs. Los Angeles Rams); 237 R, 21 P

Scrimmage Yards, High Average – Season (minimum 100 attempts)

5.58 Kevin Mack (1985); 251-1,401

Scrimmage Yards, High Average – Game (minimum 10 attempts)

13.36 Bobby Mitchell (10/12/1958 vs. Chicago Cardinals); 11-147

QUARTERBACK SACKS**Most Sacks – Season**

11 Kamerion Wimbley (2006)
 8 Mack Mitchell (1975)

Most Sacks – Game

3 Courtney Brown (09/17/2000 vs. Pittsburgh Steelers)
 3 Chip Banks (09/12/1982 vs. Seattle Seahawks)



SCORING

Most Points

- 24 Priest Holmes, Kansas City Chiefs, 09/08/2002
- 24 Ray Matthews, Pittsburgh Steelers, 10/17/1954
- 24 Jim Taylor, Green Bay Packers, 10/15/1961
- 24 Donny Anderson, Green Bay Packers, 11/12/1967
- 24 Lorenzo White, Houston Oilers, 12/09/1990

Most Touchdowns

- 4 Priest Holmes, Kansas City Chiefs, 09/08/2002
- 4 Ray Matthews, Pittsburgh Steelers, 10/17/1954
- 4 Jim Taylor, Green Bay Packers, 10/15/1961
- 4 Donny Anderson, Green Bay Packers, 11/12/1967
- 4 Lorenzo White, Houston Oilers, 12/09/1990

Most PATs Attempted

- 8 Paul Held, Pittsburgh Steelers, 10/17/1954
- 8 Paul Hornung, Green Bay Packers, 10/15/1961
- 8 Teddy Garcia, Houston Oilers, 12/09/1990

Most Pats Made

- 7 Shayne Graham, Cincinnati Bengals, 11/28/2004
- 7 Paul Held, Pittsburgh Steelers, 10/17/1954
- 7 Paul Hornung, Green Bay Packers, 10/15/1961
- 7 Don Chandler, Green Bay Packers, 11/12/1967
- 7 Teddy Garcia, Houston Oilers, 12/09/1990

Most Field Goals Attempted

- 6 Roy Gerela, Pittsburgh Steelers, 11/07/1971
- 6 Chester Marcol, Green Bay Packers, 09/17/1972
- 6 Fred Cox, Minnesota Vikings, 11/04/1973
- 6 Skip Butler, Houston Oilers, 10/12/1975

Most Field Goals Made

- 5 Kris Brown, Pittsburgh Steelers, 10/22/2000

Longest Field Goal Made (Yards)

- 56 Wade Richey, Baltimore Ravens, 09/14/2003
- 56 Jason Hanson, Detroit Lions, 10/08/1995
- 54 Adam Vinatieri, New England Patriots, 12/09/2001
- 54 Ken Willis, Dallas Cowboys, 09/01/1991

RUSHING

Most Attempts

- 40 Ricky Williams, New Orleans Saints, 10/31/1999
- 38 Clinton Portis, Denver Broncos, 12/14/2003
- 36 Eddie George, Tennessee Titans, 11/19/2000
- 34 Eddie George, Tennessee Titans, 12/17/2000
- 34 Gary Brown, Houston Oilers, 11/21/1993

Most Yards Gained

- 295 Jamal Lewis, Baltimore Ravens, 9/14/2003
- 223 Willie Parker, Pittsburgh Steelers, 12/07/2006
- 205 Jamal Lewis, Baltimore Ravens, 12/21/2003
- 202 Rudi Johnson, Cincinnati Bengals, 11/28/2004
- 200 LaDainian Tomlinson, San Diego Chargers, 10/19/2003
- 200 John Henry Johnson, Pittsburgh Steelers, 10/10/1964
- 197 Wilbert Montgomery, Philadelphia Eagles, 11/04/1979

Highest Average Gain (Yards)

- 11.6 Tim Brown, Philadelphia Eagles, 11/07/1965 (16-186)

Longest gain (yards)

- 86t Essex Johnson, Cincinnati Bengals, 12/05/1971
- 82t Jamal Lewis, Baltimore Ravens, 9/14/2003
- 79t George Rogers, New Orleans Saints, 10/18/1981
- 75t Barry Sanders, Detroit Lions, 10/08/1995
- 75t Franco Harris, Pittsburgh Steelers, 11/19/1972
- 75 Jamal Lewis, Baltimore Ravens, 10/06/2002

Most Touchdowns

- 4 Priest Holmes, Kansas City Chiefs, 09/08/2002
- 4 Jim Taylor, Green Bay Packers, 10/15/1961
- 4 Lorenzo White, Houston Oilers, 12/09/1990

PASSING

Most Attempts

- 59 Todd Marinovich, Los Angeles Raiders, 09/20/1992
- 56 Doug Williams, Tampa Bay Buccaneers, 09/28/1980

Most Completions

- 38 Tommy Kramer, Minnesota Vikings, 12/14/1980
- 34 Steve McNair, Baltimore Ravens 9/30/07
- 33 Carson Palmer, Cincinnati Bengals 9/16/07
- 33 Eric Hipple, Detroit Lions, 09/28/1986
- 33 John Friesz, San Diego Chargers, 10/20/1991 (OT)
- 33 Todd Marinovich, Los Angeles Raiders, 9/20/1992

Most Yards

- 456 Tommy Kramer, Minnesota Vikings, 12/14/1980
- 418 Sonny Jurgenson, Washington Redskins, 11/26/1967

Highest Completion Percentage

- 88.2 Bart Starr, Green Bay Packers, 10/15/1961 (15-17)

Longest Completion (Yards)

- 99t George Izo, Washington Redskins (to Bobby Mitchell), 9/15/1963
- 92t Milt Plum, Detroit Lions (to Dan Lewis), 11/15/1964

Most TD Passes

- 6 Carson Palmer, Cincinnati Bengals, 9/16/07
- 6 Charley Johnson, St. Louis Cardinals, 09/26/1965

Most Interceptions

- 7 Ty Detmer, Detroit Lions, 09/23/2001
- 5 Zeke Bratkowski, Chicago Bears, 12/11/1960
- 5 Mark Malone, Pittsburgh Steelers, 09/20/1987

Most Attempts, Without An Interception

- 49 Tommy Kramer, Minnesota Vikings, 12/14/1980

RECEPTIONS

Most Receptions

- 14 Bobby Engram, Seattle Seahawks, 11/4/07 (139 yards)
- 14 Marvin Harrison, Indianapolis Colts, 12/26/1999 (138 yards)
- 13 Terry Glenn, New England Patriots, 10/03/1999 (214 yards)
- 12 James Jones, Detroit Lions, 9/28/1986 (85 yards)

Most Yards

- 235 Buddy Dial, Pittsburgh Steelers, 10/22/1961
- 214 Terry Glenn, New England Patriots, 10/03/1999



Average Gain (Yards)

- 48.0 John Gilliam, St. Louis Cardinals, 10/26/1969
(4 catches for 192 yards)

Longest Gain (Yards)

- 99t Bobby Mitchell, Washington Redskins
(from George Izo), 09/15/1963

Touchdowns

- 3 By 13 players; most recent Marcus Robinson,
at Minnesota Vikings, 11/27/2005

INTERCEPTIONS**Most Interceptions**

- 3 By 11 players; most recent Darren Perry,
Pittsburgh Steelers, 09/11/1988

Interception Yardage

- 125 Ken Easley, Seattle Seahawks, 12/20/1981
(2 returns)
115 Larry Wilson, St. Louis Cardinals, 12/19/1965
(3 returns)

Average Gain (minimum 2 int.)

- 62.5 Ken Easley, Seattle Seahawks, 12/20/1981
(2 returns)

Longest Interception Return

- 106t Ed Reed, Baltimore Ravens, 11/07/2004
96t Larry Wilson, St. Louis Cardinals, 12/19/1965
93t Randy Gradishar, Denver Broncos, 10/05/1980
85 Ray Clayborn, New England Patriots,
10/07/1984
82t Ken Easley, Seattle Seahawks, 12/20/1981
81t LeRoy Irvin, Los Angeles Rams, 09/09/1984
81t Russ Craft, Pittsburgh Steelers, 10/17/1954

Touchdowns

- 1 66 times; most recently by Roderick Hood at
Arizona Cardinals, 12/2/2007 (71 yards)

PUNTING**Most Punts**

- 11 Charley Conerly, New York Giants, 11/18/1951
11 Ray Guy, Oakland Raiders, 11/18/1973
11 Kelly Goodburn, Kansas City Chiefs, 11/19/1989
11 Bucky Scribner, Minnesota Vikings, 12/17/1989

Most Yards

- 491 Ray Guy, Oakland Raiders, 11/18/1973

Highest Average (4 min.)

- 57.5 Bobby Joe Green, Pittsburgh Steelers,
11/20/1960 (4 for 230 yards)

Longest (Yards)

- 78 Ed Brown, Pittsburgh Steelers, 10/28/1962
75 Verl Lillywhite, San Francisco 49ers, 09/30/1951
75 Bobby Joe Green, Pittsburgh Steelers,
11/20/1960

PUNT RETURNS**Most Returns**

- 9 Andre Hastings, Pittsburgh Steelers, 11/13/1995
8 Ron Fellows, Dallas Cowboys, 11/25/1982
8 Fulton Walker, Los Angeles Raiders, 11/16/1986

Most Yards

- 141 Bob Hayes, Dallas Cowboys, 12/24/1967
131 Andre Hastings, Pittsburgh Steelers, 11/13/1995

Highest Average (minimum 3 returns)

- 36.7 Billy Johnson, Houston Oilers, 10/16/1977
(3 returns)

Longest Punt Return

- 94t Nate Burleson, Seattle Seahawks, 11/4/07
91t Keith Moody, Buffalo Bills, 10/23/1977
87t Billy Johnson, Houston Oilers, 10/16/1977

Touchdowns

- 2 Rick Upchurch, Denver Broncos, 09/26/1976

KICKOFF RETURNS**Most Returns**

- 9 Josh Scobey, Arizona Cardinals, 11/16/2003
7 Dante Hall, Kansas City Chiefs, 09/08/2002
7 J.R. Reed, Philadelphia Eagles, 10/24/2004
6 Glen Holt, Cincinnati Bengals, 9/16/2007
6 Rick Upchurch, Denver Broncos, 10/19/1975
6 Clarence Childs, New York Giants, 12/04/1966
6 Jermaine Lewis, Houston Texans, 10/20/2002

Most Yards

- 197 Rick Upchurch, Denver Broncos, 10/19/1975
192 Dante Hall, Kansas City Chiefs, 09/08/2002

Highest Average (minimum 2 returns)

- 86.0 Travis Williams, Green Bay Packers,
11/12/1967 (2 returns)

Longest Kickoff Return

- 105t Tim Brown, Philadelphia Eagles, 9/17/1961
99t Justin Miller, New York Jets, 10/29/2006
97t Willie Shelby, Cincinnati Bengals, 10/03/1976

Touchdowns

- 2 Travis Williams, Green Bay Packers, 11/12/1967



SCORING

YEAR	PLAYER	TD	PAT	FG	2-PT	TOTAL
1950	LOU GROZA	1	29-29	13-19	0	74
1951	LOU GROZA	0	43-43	10-23	0	73
1952	LOU GROZA	0	32-32	19-33	0	89
1953	LOU GROZA	0	39-40	23-26	0	108
1954	LOU GROZA	0	37-38	16-24	0	85
1955	LOU GROZA	0	44-45	11-22	0	77
1956	LOU GROZA	0	18-18	11-20	0	51
1957	LOU GROZA	0	32-32	15-22	0	77
1958	JIM BROWN	18	0-0	0-0	0	108
1959	JIM BROWN	14	0-0	0-0	0	84
1960	SAM BAKER	0	44-46	12-20	0	80
1961	LOU GROZA	0	37-38	16-23	0	85
1962	JIM BROWN	18	0-0	0-0	0	108
1963	JIM BROWN	15	0-0	0-0	0	90
1964	LOU GROZA	0	49-50	22-33	0	115
1965	JIM BROWN	21	0-0	0-0	0	126
1966	LEROY KELLY	16	0-0	0-0	0	96
1967	LEROY KELLY	13	0-0	0-0	0	78
1968	LEROY KELLY	20	0-0	0-0	0	120
1969	DON COCKROFT	0	45-45	12-23	0	81
1970	DON COCKROFT	0	34-35	12-22	0	70
1971	DON COCKROFT	0	34-34	15-28	0	79
1972	DON COCKROFT	0	28-29	22-27	0	94
1973	DON COCKROFT	0	24-24	22-31	0	90
1974	DON COCKROFT	0	29-30	14-16	0	71
1975	DON COCKROFT	0	21-24	17-23	0	72
1976	DON COCKROFT	0	27-30	15-28	0	72
1977	DON COCKROFT	0	30-31	17-23	0	81
1978	DON COCKROFT	0	37-40	19-28	0	94
1979	DON COCKROFT	0	38-43	17-29	0	89
1980	DON COCKROFT	0	39-44	16-26	0	87
1981	MATT BAHR	0	22-22	13-20	0	61
1982	MATT BAHR	0	17-17	7-15	0	38
1983	MATT BAHR	0	38-40	21-24	0	101
1984	MATT BAHR	0	25-25	24-32	0	97
1985	MATT BAHR	0	35-35	14-18	0	77
1986	MATT BAHR	0	30-30	20-26	0	90
1987	JEFF JAEGER	0	33-34	14-22	0	75
1988	MATT BAHR	0	32-33	24-29	0	104
1989	MATT BAHR	0	40-40	16-24	0	88
1990	JERRY KAURIC	0	24-27	14-20	0	66
1991	MATT STOVER	0	33-34	16-22	0	81
1992	MATT STOVER	0	29-30	21-29	0	92
1993	MATT STOVER	0	36-36	16-22	0	84
1994	MATT STOVER	0	32-32	26-28	0	110
1995	MATT STOVER	0	26-26	29-33	0	113
1999	TERRY KIRBY	9	0-0	0-0	0	54
2000	PHIL DAWSON	0	17-17	14-17	0	59
2001	PHIL DAWSON	0	29-30	22-25	0	95
2002	PHIL DAWSON	0	34-35	22-28	0	100
2003	PHIL DAWSON	0	20-21	18-21	0	74
2004	PHIL DAWSON	0	28-28	24-29	0	100
2005	PHIL DAWSON	0	19-21	27-29	0	100
2006	PHIL DAWSON	0	25-25	21-29	0	88
2007	PHIL DAWSON	0	42-43	26-30	0	120



RUSHING YARDS

YEAR	PLAYER	NO	YARDS	AVG	LG	TD
1950	MARION MOTLEY	140	810	5.8	69t	3
1951	DUB JONES	104	492	4.7	43t	7
1952	MARION MOTLEY	104	444	4.3	59	1
1953	RAY RENFRO	60	352	5.9	58t	4
1954	MAURICE BASSETT	144	588	4.1	22	6
1955	FRED MORRISON	156	824	5.3	56	3
1956	PRESTON CARPENTER	188	756	4.0	30	0
1957	JIM BROWN	202	942	4.7	69t	9
1958	JIM BROWN	257	1,527	5.9	65t	17
1959	JIM BROWN	290	1,329	4.6	70t	14
1960	JIM BROWN	215	1,257	5.8	71t	9
1961	JIM BROWN	305	1,408	4.6	38	8
1962	JIM BROWN	230	996	4.3	31	13
1963	JIM BROWN	291	1,863	6.4	80t	12
1964	JIM BROWN	280	1,446	5.2	71	7
1965	JIM BROWN	289	1,544	5.3	67	17
1966	LEROY KELLY	209	1,141	5.5	70t	15
1967	LEROY KELLY	235	1,205	5.1	42t	11
1968	LEROY KELLY	248	1,239	5.0	65	16
1969	LEROY KELLY	196	817	4.2	31	9
1970	LEROY KELLY	206	656	3.2	33t	6
1971	LEROY KELLY	234	865	3.7	35	10
1972	LEROY KELLY	224	811	3.6	18	4
1973	KEN BROWN	161	537	3.3	17	0
1974	GREG PRUITT	126	540	4.3	54	3
1975	GREG PRUITT	217	1,067	4.9	50	8
1976	GREG PRUITT	209	1,000	4.8	64	4
1977	GREG PRUITT	236	1,086	4.6	78t	3
1978	GREG PRUITT	176	960	5.5	70t	3
1979	MIKE PRUITT	264	1,294	4.9	77t	9
1980	MIKE PRUITT	249	1,034	4.2	58t	6
1981	MIKE PRUITT	247	1,103	4.5	21	7
1982	MIKE PRUITT	143	516	3.6	17	3
1983	MIKE PRUITT	293	1,184	4.0	27	10
1984	BOYCE GREEN	202	673	3.3	29	0
1985	KEVIN MACK	222	1,104	5.0	61	7
1986	KEVIN MACK	174	665	3.8	20	10
1987	KEVIN MACK	201	735	3.7	22t	5
1988	EARNEST BYNER	157	576	3.7	27t	3
1989	ERIC METCALF	187	633	3.4	43t	6
1990	KEVIN MACK	158	702	4.4	26	5
1991	KEVIN MACK	197	726	3.7	51t	8
1992	KEVIN MACK	169	543	3.2	37	6
1993	TOMMY VARDELL	171	644	3.8	54	3
1994	LEROY HOARD	209	890	4.3	39	5
1995	LEROY HOARD	136	547	4.0	25	0
1999	TERRY KIRBY	130	452	3.5	28	6
2000	TRAVIS PRENTICE	173	512	3.0	17	7
2001	JAMES JACKSON	195	554	2.8	22	2
2002	WILLIAM GREEN	243	887	3.7	64t	6
2003	WILLIAM GREEN	142	559	3.9	26	1
2004	LEE SUGGS	199	744	3.7	39	2
2005	REUBEN DROUGHNS	309	1,232	4.0	75t	2
2006	REUBEN DROUGHNS	220	758	3.4	22	4
2007	JAMAL LEWIS	298	1,304	4.4	66t	9



PASSING YARDS

YEAR	PLAYER	ATT	COMP	PCT	YARDS	TD	INT	QB RATING
1950	OTTO GRAHAM	253	137	54.2	1,943	14	20	64.7
1951	OTTO GRAHAM	265	147	55.5	2,205	17	16	79.2
1952	OTTO GRAHAM	364	181	49.7	2,816	20	24	66.6
1953	OTTO GRAHAM	258	167	64.7	2,722	11	9	99.7
1954	OTTO GRAHAM	240	142	59.2	2,092	11	17	73.5
1955	OTTO GRAHAM	185	98	53.0	1,721	15	8	94.0
1956	TOM O'CONNELL	96	42	43.8	551	4	8	41.6
1957	TOM O'CONNELL	110	63	57.3	1,229	9	8	93.3
1958	MILT PLUM	189	102	54.0	1,619	11	11	77.9
1959	MILT PLUM	266	156	58.6	1,992	14	8	87.2
1960	MILT PLUM	250	151	60.4	2,297	21	5	110.4
1961	MILT PLUM	302	177	58.6	2,416	18	10	90.3
1962	FRANK RYAN	194	112	57.7	1,541	10	7	85.4
1963	FRANK RYAN	256	135	52.7	2,038	25	13	90.6
1964	FRANK RYAN	334	174	52.1	2,404	25	19	76.7
1965	FRANK RYAN	243	119	49.0	1,751	18	13	75.3
1966	FRANK RYAN	382	200	52.4	2,974	29	14	88.2
1967	FRANK RYAN	280	136	48.6	2,026	20	16	72.7
1968	BILL NELSEN	293	152	51.9	2,366	19	10	86.4
1969	BILL NELSEN	352	190	54.0	2,743	23	19	78.8
1970	BILL NELSEN	313	159	50.8	2,156	16	16	68.9
1971	BILL NELSEN	325	174	53.5	2,319	13	23	60.3
1972	MIKE PHIPPS	305	144	47.2	1,994	13	16	61.0
1973	MIKE PHIPPS	299	148	49.5	1,719	9	20	49.4
1974	MIKE PHIPPS	256	117	45.7	1,384	9	17	46.7
1975	MIKE PHIPPS	313	162	51.8	1,749	4	19	47.5
1976	BRIAN SIPE	312	178	57.1	2,113	17	14	77.3
1977	BRIAN SIPE	195	112	57.4	1,233	9	14	61.8
1978	BRIAN SIPE	399	222	55.6	2,906	21	15	80.7
1979	BRIAN SIPE	535	286	53.5	3,793	28	26	73.4
1980	BRIAN SIPE	554	337	60.8	4,132	30	14	91.4
1981	BRIAN SIPE	567	313	55.2	3,876	17	25	68.2
1982	BRIAN SIPE	185	101	54.6	1,064	4	8	60.7
1983	BRIAN SIPE	496	291	58.7	3,566	26	23	79.1
1984	PAUL MCDONALD	493	271	55.0	3,472	14	23	67.3
1985	BERNIE KOSAR	248	124	50.0	1,578	8	7	69.3
1986	BERNIE KOSAR	531	310	58.4	3,854	17	10	83.8
1987	BERNIE KOSAR	389	241	62.0	3,033	22	9	95.4
1988	BERNIE KOSAR	259	156	60.2	1,890	10	7	84.3
1989	BERNIE KOSAR	513	303	59.1	3,533	18	14	80.3
1990	BERNIE KOSAR	423	230	54.4	2,562	10	15	65.7
1991	BERNIE KOSAR	494	307	62.1	3,487	18	9	87.8
1992	MIKE TOMCZAK	211	120	56.9	1,693	7	7	80.1
1993	VINNY TESTAVERDE	230	130	56.5	1,797	14	9	85.7
1994	VINNY TESTAVERDE	376	207	55.1	2,575	16	18	70.7
1995	VINNY TESTAVERDE	392	241	61.5	2,883	17	10	87.8
1999	TIM COUCH	399	223	55.9	2,447	15	13	73.2
2000	TIM COUCH	215	137	63.7	1,483	7	9	77.3
2001	TIM COUCH	454	272	59.9	3,040	17	21	73.1
2002	TIM COUCH	443	273	61.6	2,842	18	18	76.8
2003	KELLY HOLCOMB	302	193	63.9	1,797	10	12	74.6
2004	JEFF GARCIA	252	144	57.1	1,731	10	9	76.7
2005	TRENT DILFER	333	199	59.8	2,321	11	12	76.9
2006	CHARLIE FRYE	393	252	64.1	2,454	10	17	72.0
2007	DEREK ANDERSON	527	298	56.5	3,787	29	19	82.5



RECEPTIONS

YEAR	PLAYER	NO	YARDS	AVG	LG	TD
1950	MAC SPEEDIE	42	548	13.0	45	1
1951	DANTE LAVELLI	43	586	13.6	47	6
1952	MAC SPEEDIE	62	911	14.7	50	5
1953	DANTE LAVELLI	45	783	17.4	55t	6
1954	DANTE LAVELLI	47	802	17.1	64	7
1955	DARREL BREWSTER	34	622	18.3	41t	6
1956	DARREL BREWSTER	28	417	14.9	41	1
1957	DARREL BREWSTER	30	614	20.5	56	2
1958	PRESTON CARPENTER	29	474	16.3	74	1
1959	BILLY HOWTON	39	510	13.1	36t	1
1960	BOBBY MITCHELL	45	612	13.6	69t	6
1961	RAY RENFRO	48	834	17.4	57	6
1962	JIM BROWN	47	517	11.0	53t	5
1963	GARY COLLINS	43	674	15.7	49t	13
1964	PAUL WARFIELD	52	920	17.7	62t	9
1965	GARY COLLINS	50	884	17.7	67	10
1966	GARY COLLINS	56	946	16.9	54	12
1967	ERNIE GREEN	39	369	9.5	41t	2
1968	PAUL WARFIELD	50	1,067	21.3	65t	12
1969	GARY COLLINS	54	786	14.6	48t	11
1970	BO SCOTT	40	351	8.8	24	4
1971	FAIR HOOKER	45	649	14.4	48	1
1972	FRANK PITTS	36	620	17.2	80t	8
1973	FRANK PITTS	31	317	10.2	26t	4
1974	HUGH MCKINNIS	32	258	8.1	55	0
1975	REGGIE RUCKER	60	770	12.8	40t	3
1976	REGGIE RUCKER	49	676	13.8	45	8
1977	CLEO MILLER	41	291	7.1	28	1
1978	REGGIE RUCKER	43	893	20.8	69t	8
1979	DAVE LOGAN	59	982	16.6	46	7
1980	MIKE PRUITT	63	471	7.5	28	0
1981	OZZIE NEWSOME	69	1,002	14.5	62	6
1982	OZZIE NEWSOME	49	633	12.9	54	3
1983	OZZIE NEWSOME	89	970	10.9	66t	6
1984	OZZIE NEWSOME	89	1,001	11.2	52	5
1985	OZZIE NEWSOME	62	711	11.5	38	5
1986	BRIAN BRENNAN	55	838	15.2	57t	6
1987	EARNEST BYNER	52	552	10.6	37	2
1988	EARNEST BYNER	59	576	9.8	39t	2
1989	WEBSTER SLAUGHTER	65	1,236	19.0	97t	6
1990	WEBSTER SLAUGHTER	59	847	14.4	50	4
1991	WEBSTER SLAUGHTER	64	906	14.2	62t	3
1992	MICHAEL JACKSON	47	755	16.1	69t	7
1993	ERIC METCALF	63	539	8.6	49t	2
1994	DERRICK ALEXANDER	48	828	17.3	81t	2
1995	EARNEST BYNER	61	494	8.1	29t	2
1999	KEVIN JOHNSON	66	986	14.9	64t	8
2000	KEVIN JOHNSON	57	669	11.7	79	0
2001	KEVIN JOHNSON	84	1,097	13.1	55t	9
2002	KEVIN JOHNSON	67	703	10.5	30t	4
2003	DENNIS NORTHCUTT	62	729	11.8	44	2
2004	DENNIS NORTHCUTT	55	806	14.7	58t	2
2005	ANTONIO BRYANT	69	1,009	14.6	54	4
2006	KELLEN WINSLOW	89	875	9.8	40	3
2007	KELLEN WINSLOW	82	1,106	13.5	49	5



RECEIVING YARDS

YEAR	PLAYER	NO	YARDS	AVG	LG	TD
1950	DANTE LAVELLI	37	565	15.3	43	5
1951	MAC SPEEDIE	34	589	17.3	51	3
1952	MAC SPEEDIE	62	911	14.7	50	5
1953	DANTE LAVELLI	45	783	17.4	55t	6
1954	DANTE LAVELLI	47	802	17.1	64	7
1955	DARREL BREWSTER	34	622	18.3	41t	6
1956	DARREL BREWSTER	28	417	14.9	41	1
1957	DARREL BREWSTER	30	614	20.5	56	2
1958	RAY RENFRO	24	573	23.9	52	6
1959	RAY RENFRO	30	528	17.6	70t	6
1960	GERN NAGLER	36	616	17.1	53t	3
1961	RAY RENFRO	48	834	17.4	57	6
1962	RICH KREITLING	44	659	15.0	53	3
1963	GARY COLLINS	43	674	15.7	49t	13
1964	PAUL WARFIELD	52	920	17.7	62t	9
1965	GARY COLLINS	50	884	17.7	67	10
1966	GARY COLLINS	56	946	16.9	54	12
1967	PAUL WARFIELD	32	702	21.9	49t	8
1968	PAUL WARFIELD	50	1,067	21.3	65t	12
1969	PAUL WARFIELD	42	886	21.1	82t	10
1970	MILT MORIN	37	611	16.5	36	1
1971	FAIR HOOKER	45	649	14.4	48	1
1972	FRANK PITTS	36	620	17.2	80t	8
1973	MILT MORIN	26	417	16.0	51t	1
1974	STEVE HOLDEN	30	452	15.1	53	3
1975	REGGIE RUCKER	60	770	12.8	40t	3
1976	REGGIE RUCKER	49	676	13.8	45	8
1977	REGGIE RUCKER	36	565	15.7	40	2
1978	REGGIE RUCKER	43	893	20.8	69t	8
1979	DAVE LOGAN	59	982	16.6	46	7
1980	DAVE LOGAN	51	822	16.1	65	4
1981	OZZIE NEWSOME	69	1,002	14.5	62	6
1982	OZZIE NEWSOME	49	633	12.9	54	3
1983	OZZIE NEWSOME	89	970	10.9	66t	6
1984	OZZIE NEWSOME	89	1,001	11.2	52	5
1985	OZZIE NEWSOME	62	711	11.5	38	5
1986	BRIAN BRENNAN	55	838	15.2	57t	6
1987	WEBSTER SLAUGHTER	47	806	17.1	54t	7
1988	REGGIE LANGHORNE	57	780	13.7	77t	7
1989	WEBSTER SLAUGHTER	65	1,236	19.0	97t	6
1990	WEBSTER SLAUGHTER	59	847	14.4	50	4
1991	WEBSTER SLAUGHTER	64	906	14.2	62t	3
1992	MICHAEL JACKSON	47	755	16.1	69t	7
1993	MICHAEL JACKSON	41	756	18.4	62t	8
1994	DERRICK ALEXANDER	48	828	17.3	81t	2
1995	KEENAN MCCARDELL	56	709	12.7	36	4
1999	KEVIN JOHNSON	66	986	14.9	64t	8
2000	KEVIN JOHNSON	57	669	11.7	79	0
2001	KEVIN JOHNSON	84	1,097	13.1	55t	9
2002	QUINCY MORGAN	56	964	17.2	78t	7
2003	DENNIS NORTHCUTT	62	729	11.8	44	2
2004	DENNIS NORTHCUTT	55	806	14.7	58t	2
2005	ANTONIO BRYANT	69	1,009	14.6	54	4
2006	BRAYLON EDWARDS	61	884	14.5	75	6
2007	BRAYLON EDWARDS	80	1,289	16.1	78t	16



INTERCEPTIONS

YEAR	PLAYER	NO	YARDS	AVG	LG	TD
1950	TOMMY JAMES	9	69	7.7	34	0
1951	WARREN LAHR	5	95	19.0	29	2
1952	BERT RECHICHAR	6	79	13.2	25	0
1953	WARREN LAHR	5	119	23.8	42	0
1954	KEN KONZ	7	133	19.0	54t	2
1955	CHUCK NOLL	5	74	14.8	24	1
1956	DON PAUL	7	190	27.1	42	1
1957	DON PAUL	4	28	7.0	12	0
1958	KEN KONZ	4	123	30.8	46t	1
1959	BERNIE PARRISH	5	83	16.6	37t	1
1960	BOBBY FRANKLIN	8	131	16.4	37t	2
1961	BERNIE PARRISH	7	40	5.7	15	0
1962	ROSS FICHTNER	7	76	10.9	31	0
1963	VINCE COSTELLO	7	118	16.9	31	0
1964	BERNIE PARRISH	4	98	24.5	54t	1
1965	LARRY BENZ	5	78	15.6	31	0
1966	ROSS FICHTNER	8	152	19.0	58	1
1967	ROSS FICHTNER	4	113	28.3	88	0
1968	BEN DAVIS	8	162	20.3	44	0
1969	MIKE HOWELL	6	21	3.5	11	0
1970	ERICH BARNES	5	85	17.0	38t	1
1971	WALT SUMNER	5	35	7.0	25	0
1972	THOM DARDEN	3	64	21.3	20	0
1973	CLARENCE SCOTT	5	71	14.2	45t	1
1974	THOM DARDEN	8	105	13.1	31	0
1975	CHARLIE HALL	2	28	14.0	19	0
1976	THOM DARDEN	7	73	10.4	21	0
1977	THOM DARDEN	6	107	17.8	49	1
1978	THOM DARDEN	10	200	20.0	46	0
1979	THOM DARDEN	5	125	25.0	39t	1
1980	RON BOLTON	6	62	10.3	29	0
1981	CLARENCE SCOTT	4	46	11.5	26	0
1982	HANFORD DIXON	4	22	5.5	22	0
1983	TOM COUSINEAU	4	47	11.8	15	0
1984	AL GROSS	5	103	20.6	47	0
1985	AL GROSS	5	109	21.8	37t	1
1986	HANFORD DIXON	5	35	7.0	19	0
1987	FELIX WRIGHT	4	152	38.0	68	1
1988	FELIX WRIGHT	5	126	25.2	53	0
1989	FELIX WRIGHT	9	91	10.1	27t	1
1990	FELIX WRIGHT	3	56	18.7	36	0
1991	STEPHEN BRAGGS	3	15	5.0	15	0
1992	VINCE NEWSOME	3	55	18.3	29	0
1993	ERIC TURNER	5	25	5.0	19	0
1994	ERIC TURNER	9	199	22.1	93t	1
1995	STEVEON MOORE	5	55	11.0	28	0
1999	MARQUEZ POPE	2	15	7.5	13	0
2000	COREY FULLER	3	0	0.0	0	0
2001	ANTHONY HENRY	10	177	17.7	97t	1
2002	EARL LITTLE	4	17	4.3	7	0
2003	EARL LITTLE	6	41	6.8	21	0
2004	ANTHONY HENRY	4	83	20.8	51	0
2005	BRIAN RUSSELL	3	50	16.7	37	0
2006	DAVEN HOLLY	5	127	25.4	57t	1
	SEAN JONES	5	46	9.2	19	0
2007	LEIGH BODDEN	6	75	12.5	26	0



PUNTING

YEAR	PLAYER	NO	YARDS	AVG	TB	IN-20	LG	BLOCK
1950	HORACE GILLOM	66	2,849	43.2	5	0	75	1
1951	HORACE GILLOM	73	3,321	45.5	8	0	66	0
1952	HORACE GILLOM	61	2,787	45.7	6	0	73	1
1953	HORACE GILLOM	63	2,760	43.8	4	0	67	0
1954	HORACE GILLOM	52	2,230	42.9	4	0	80	0
1955	HORACE GILLOM	58	2,389	41.2	6	0	56	3
1956	FRED MORRISON	38	1,561	41.1	7	0	70	0
1957	KEN KONZ	61	2,396	39.3	3	0	63	1
1958	DICK DESCHAINE	50	2,063	41.3	1	0	63	0
1959	JUNIOR WREN	27	996	36.9	1	0	55	0
1960	SAM BAKER	55	2,309	42.0	2	0	64	0
1961	SAM BAKER	53	2,296	43.3	5	0	62	0
1962	GARY COLLINS	45	1,926	42.8	4	0	64	0
1963	GARY COLLINS	54	2,160	40.0	4	0	73	0
1964	GARY COLLINS	48	2,016	42.0	5	0	58	0
1965	GARY COLLINS	65	3,035	46.7	10	0	71	0
1966	GARY COLLINS	57	2,223	39.0	6	0	60	0
1967	GARY COLLINS	57	2,078	36.5	2	0	52	2
1968	DON COCKROFT	61	2,297	37.7	1	0	59	0
1969	DON COCKROFT	57	2,138	37.5	6	0	55	1
1970	DON COCKROFT	71	3,023	42.6	7	0	71	1
1971	DON COCKROFT	62	2,508	40.5	2	0	59	2
1972	DON COCKROFT	81	3,498	43.2	4	0	65	0
1973	DON COCKROFT	82	3,321	40.5	3	0	71	1
1974	DON COCKROFT	90	3,643	40.5	11	0	64	0
1975	DON COCKROFT	82	3,317	40.5	7	0	67	1
1976	DON COCKROFT	64	2,487	38.9	4	8	51	3
1977	GREG COLEMAN	61	2,389	39.2	2	21	58	0
1978	JOHNNY EVANS	79	3,089	39.1	8	16	65	0
1979	JOHNNY EVANS	69	2,844	41.2	9	7	59	2
1980	JOHNNY EVANS	66	2,530	38.3	7	12	56	0
1981	STEVE COX	68	2,884	42.4	12	11	66	2
1982	STEVE COX	48	1,887	39.3	6	11	52	1
1983	JEFF GOSSETT	70	2,854	40.8	8	17	60	0
1984	STEVE COX	74	3,213	43.4	8	16	69	2
1985	JEFF GOSSETT	81	3,261	40.3	8	18	64	0
1986	JEFF GOSSETT	83	3,423	41.2	10	21	61	0
1987	JEFF GOSSETT	19	779	41.0	4	3	55	0
1988	MAX RUNAGER	48	1,935	40.3	2	13	52	0
1989	BRYAN WAGNER	97	3,817	39.4	6	32	60	0
1990	BRYAN WAGNER	74	2,879	38.9	2	13	65	4
1991	BRIAN HANSEN	80	3,397	42.5	6	20	65	0
1992	BRIAN HANSEN	74	3,083	41.7	7	28	73	1
1993	BRIAN HANSEN	82	3,632	44.3	10	15	72	2
1994	TOM TUPA	80	3,211	40.1	8	27	65	0
1995	TOM TUPA	65	2,831	43.6	9	18	64	0
1999	CHRIS GARDOCKI	106	4,645	43.8	11	20	61	0
2000	CHRIS GARDOCKI	108	4,919	45.5	5	25	67	0
2001	CHRIS GARDOCKI	99	4,249	42.9	9	25	69	0
2002	CHRIS GARDOCKI	81	3,388	41.8	6	27	59	0
2003	CHRIS GARDOCKI	72	3,019	41.9	10	18	60	0
2004	DERRICK FROST	85	3,404	40.0	4	24	54	0
2005	KYLE RICHARDSON	78	3,181	40.8	9	22	61	0
2006	DAVE ZASTUDIL	81	3,563	44.0	7	28	61	0
2007	DAVE ZASTUDIL	49	2,046	41.8	4	14	64	0



PUNT RETURN YARDAGE

YEAR	PLAYER	NO	FC	YARDS	AVG	LG	TD
1950	DON PHELPS	13	0	174	13.4	54t	1
1951	KEN CARPENTER	14	0	173	12.4	49	0
1952	RAY RENFRO	22	0	169	7.7	34	0
1953	BILLY REYNOLDS	18	0	111	6.2	28	0
1954	BILLY REYNOLDS	25	0	138	5.5	39	0
1955	DON PAUL	19	0	148	7.8	60t	1
1956	KEN KONZ	13	0	187	14.4	65t	1
1957	BILLY REYNOLDS	24	0	114	4.8	23	0
1958	BOBBY MITCHELL	14	0	165	11.8	68t	1
1959	BOBBY MITCHELL	17	0	177	10.4	78t	1
1960	JIM SHOFNER	11	0	105	9.5	36	0
1961	BOBBY MITCHELL	14	2	164	11.7	64t	1
1962	HOWARD CASSADY	7	0	47	6.7	13	0
1963	JIM SHORTER	7	2	134	19.1	52	0
1964	LEROY KELLY	9	7	171	19.0	68t	1
1965	LEROY KELLY	17	6	265	15.6	67t	2
1966	LEROY KELLY	13	6	104	8.0	52	0
1967	BEN DAVIS	18	7	229	12.7	52t	1
1968	CHARLES LEIGH	14	2	76	5.4	29	0
1969	WALT SUMNER	9	11	72	8.0	21	0
1970	REECE MORRISON	15	2	133	8.9	34	0
1971	LEROY KELLY	30	4	292	9.7	74	0
1972	BOBBY MAJORS	16	6	96	6.0	41	0
1973	GREG PRUITT	16	3	180	11.3	46	0
1974	GREG PRUITT	27	0	349	12.9	72	0
1975	GREG PRUITT	13	1	130	10.0	30	0
1976	STEVE HOLDEN	31	2	205	6.6	38	0
1977	ROLLY WOOLSEY	32	3	290	9.1	44	0
1978	KEITH WRIGHT	37	16	288	7.8	42	0
1979	DINO HALL	29	5	295	10.2	47	0
1980	KEITH WRIGHT	29	4	129	4.4	15	0
1981	DINO HALL	33	6	248	7.5	40	0
1982	DWIGHT WALKER	19	6	101	5.3	14	0
1983	DINO HALL	39	12	284	7.3	19	0
1984	BRIAN BRENNAN	25	10	199	8.0	19	0
1985	CLARENCE WEATHERS	28	4	218	7.8	16	0
1986	GERALD MCNEIL	40	10	348	8.7	84t	1
1987	GERALD MCNEIL	34	9	386	11.4	40	0
1988	GERALD MCNEIL	38	6	315	8.3	32	0
1989	GERALD MCNEIL	49	15	496	10.1	49	0
1990	STEFON ADAMS	13	4	81	6.2	25	0
1991	WEBSTER SLAUGHTER	17	3	112	6.6	17	0
1992	ERIC METCALF	44	10	429	9.8	75t	1
1993	ERIC METCALF	36	11	464	12.9	91t	2
1994	ERIC METCALF	35	5	348	9.9	92t	2
1995	DERRICK ALEXANDER	9	0	122	13.6	69t	1
1999	KEVIN JOHNSON	19	10	128	6.7	15	0
2000	DENNIS NORTHCUTT	27	12	289	10.7	30	0
2001	KEVIN JOHNSON	14	6	117	8.4	24	0
2002	DENNIS NORTHCUTT	25	10	367	14.7	87t	2
2003	DENNIS NORTHCUTT	36	10	295	8.2	38	0
2004	DENNIS NORTHCUTT	36	12	432	12.0	44	0
2005	DENNIS NORTHCUTT	35	13	368	10.5	62t	1
2006	DENNIS NORTHCUTT	28	13	312	11.1	81	0
2007	JOSHUA CRIBBS	30	10	405	13.5	76t	1



KICKOFF RETURN YARDAGE

YEAR	PLAYER	NO	YARDS	AVG	LG	TD
1950	DON PHELPS	12	325	27.1	61	0
1951	KEN CARPENTER	9	196	21.8	48	0
1952	KEN CARPENTER	11	234	21.3	40	0
1953	KEN CARPENTER	16	367	22.9	40	0
1954	BILLY REYNOLDS	14	413	29.5	51	0
1955	ROBERT SMITH	13	320	24.6	47	0
1956	PRESTON CARPENTER	15	381	25.4	42	0
1957	MILTON CAMPBELL	11	263	23.9	36	0
1958	BOBBY MITCHELL	18	454	25.2	98t	1
1959	BOBBY MITCHELL	11	236	21.5	31	0
1960	BOBBY MITCHELL	17	432	25.4	90t	1
1961	BOBBY MITCHELL	16	428	26.8	91t	1
1962	TOM WILSON	11	307	27.9	46	0
1963	CHARLEY SCALES	16	432	27.0	50	0
1964	WALTER ROBERTS	24	661	27.5	60	0
1965	LEROY KELLY	24	621	25.9	51	0
1966	WALTER ROBERTS	20	454	22.7	57	0
1967	BEN DAVIS	27	708	26.2	63	0
1968	CHARLES LEIGH	14	322	23.0	41	0
1969	BO SCOTT	25	722	28.9	65	0
1970	HOMER JONES	29	739	25.5	94t	1
1971	KEN BROWN	15	330	22.0	35	0
1972	KEN BROWN	20	473	23.6	47	0
1973	GREG PRUITT	16	453	28.3	54	0
1974	GREG PRUITT	22	606	27.5	88t	1
1975	BILLY LEFEAR	13	412	31.7	92	0
1976	STEVE HOLDEN	19	461	24.3	44	0
1977	BRIAN DUNCAN	15	298	19.9	36	0
1978	KEITH WRIGHT	30	789	26.3	86	0
1979	DINO HALL	50	1,014	20.3	33	0
1980	DINO HALL	32	691	21.6	40	0
1981	DINO HALL	36	813	22.6	48	0
1982	DINO HALL	22	430	19.5	32	0
1983	DWIGHT WALKER	29	627	21.6	38	0
1984	EARNEST BYNER	22	415	18.9	28	0
1985	GLEN YOUNG	35	898	25.7	63	0
1986	GERALD MCNEIL	47	997	21.2	100t	1
1987	GLEN YOUNG	18	412	22.9	44	0
1988	GLEN YOUNG	29	635	21.9	34	0
1989	ERIC METCALF	31	718	23.2	49	0
1990	ERIC METCALF	52	1,052	20.2	101t	2
1991	ERIC METCALF	23	351	15.3	24	0
1992	RANDY BALDWIN	30	675	22.5	47	0
1993	RANDY BALDWIN	24	444	18.5	31	0
1994	RANDY BALDWIN	28	753	26.9	85t	1
1995	EARNEST HUNTER	23	508	22.1	37	0
1999	RONNIE POWELL	44	986	22.4	43	0
2000	JAMEL WHITE	43	935	21.7	40	0
2001	BEN GAY	23	513	22.3	42	0
2002	ANDRE' DAVIS	50	1,068	21.4	95t	1
2003	ANDRE' DAVIS	38	803	21.1	69	0
2004	RICHARD ALSTON	46	1,016	22.1	93t	1
2005	JOSHUA CRIBBS	45	1,094	24.3	90t	1
2006	JOSHUA CRIBBS	61	1,494	24.5	92t	1
2007	JOSHUA CRIBBS	59	1,809	30.7	100t	2



DATE	OPPONENT	PLAYER	YARDS, ATT
12/30/2007	vs. San Francisco 49ers	Jamal Lewis	128 yards, 26 Att.
12/16/2007	vs. Buffalo Bills	Jamal Lewis	163 yards, 33 Att.
12/09/2007	at New York Jets	Jamal Lewis	118 yards, 21 Att.
11/25/2007	vs. Houston Texans	Jamal Lewis	134 yards, 29 Att.
09/16/2007	vs. Cincinnati Bengals	Jamal Lewis	216 yards, 27 Att.
10/29/2006	vs. New York Jets	Reuben Droughns	125 Yards, 33 Att.
10/01/2006	at Oakland Raiders	Reuben Droughns	100 Yards, 25 Att.
11/20/2005	vs. Miami Dolphins	Reuben Droughns	166 Yards, 30 Att.
11/06/2005	vs. Tennessee Titans	Reuben Droughns	116 Yards, 20 Att.
10/23/2005	vs. Detroit Lions	Reuben Droughns	100 Yards, 19 Att.
01/02/2005	at Houston Texans	Lee Suggs	131 Yards, 26 Att.
12/26/2004	at Miami Dolphins	Lee Suggs	143 Yards, 38 Att.
12/19/2004	vs. San Diego Chargers	Lee Suggs	105 Yards, 21 Att.
10/17/2004	vs. Cincinnati Bengals	William Green	115 Yards, 25 Att.
12/28/2003	at Cincinnati Bengals	Lee Suggs	186 Yards, 26 Att.
12/08/2003	vs. St. Louis Rams	Jamel White	101 Yards, 16 Att.
10/12/2003	vs. Oakland Raiders	William Green	145 Yards, 26 Att.
10/05/2003	at Pittsburgh Steelers	William Green	115 Yards, 33 Att.
12/29/2002	vs. Atlanta Falcons	William Green	178 Yards, 27 Att.
12/08/2002	at Jacksonville Jaguars	William Green	119 Yards, 26 Att.
11/24/2002	at New Orleans Saints	William Green	114 Yards, 28 Att.
09/29/2002	at Pittsburgh Steelers	Jamel White	105 Yards, 16 Att.
12/23/2001	at Green Bay Packers	Jamel White	131 Yards, 21 Att.
09/23/2001	vs. Detroit Lions	James Jackson	124 Yards, 31 Att.
12/17/1995	vs. Cincinnati Bengals	Earnest Byner	121 Yards, 31 Att.
11/27/1994	vs. Houston Oilers	Leroy Hoard	103 Yards, 23 Att.
11/06/1994	vs. New England Patriots	Leroy Hoard	123 Yards, 21 Att.
09/19/1993	at Los Angeles Raiders	Tommy Vardell	104 Yards, 14 Att.
11/27/1988	at Washington Redskins	Kevin Mack	116 Yards, 22 Att.
10/16/1988	vs. Philadelphia Eagles	Kevin Mack	100 Yards, 16 Att.
01/09/1988	vs. Indianapolis Colts (playoffs)	Earnest Byner	122 Yards, 23 Att.
12/13/1987	vs. Cincinnati Bengals	Kevin Mack	133 Yards, 27 Att.
11/22/1987	at Houston Oilers	Kevin Mack	114 Yards, 26 Att.
10/04/1987	at New England Patriots	Larry Mason	133 Yards, 32 Att.
11/30/1986	vs. Houston Oilers	Kevin Mack	121 Yards, 28 Att.
11/23/1986	vs. Pittsburgh Steelers	Kevin Mack	106 Yards, 24 Att.
10/26/1986	at Minnesota Vikings	Curtis Dickey	106 Yards, 19 Att.
01/04/1986	at Miami Dolphins (playoffs)	Earnest Byner	161 Yards, 16 Att.
12/22/1985	at New York Jets	Earnest Byner	101 Yards, 15 Att.
11/24/1985	vs. Cincinnati Bengals	Kevin Mack	117 Yards, 14 Att.
11/17/1985	vs. Buffalo Bills	Earnest Byner	109 Yards, 15 Att.
10/06/1985	vs. New England Patriots	Kevin Mack	115 Yards, 20 Att.
09/29/1985	at San Diego Chargers	Kevin Mack	130 Yards, 16 Att.
12/16/1984	at Houston Oilers	Earnest Byner	188 Yards, 21 Att.
12/09/1984	at Pittsburgh Steelers	Earnest Byner	103 Yards, 15 Att.
11/18/1984	at Atlanta Falcons	Boyce Green	121 Yards, 30 Att.
11/04/1984	at Buffalo Bills	Boyce Green	156 Yards, 29 Att.
12/11/1983	at Houston Oilers	Mike Pruitt	153 Yards, 30 Att.
11/27/1983	vs. Baltimore Colts	Mike Pruitt	110 Yards, 24 Att.
11/20/1983	at New England Patriots	Mike Pruitt	136 Yards, 24 Att.
10/30/1983	vs. Houston Oilers	Boyce Green	107 Yards, 14 Att.
10/16/1983	at Pittsburgh Steelers	Boyce Green	137 Yards, 28 Att.
10/02/1983	vs. Seattle Seahawks	Mike Pruitt	107 Yards, 24 Att.
09/11/1983	at Detroit Lions	Mike Pruitt	137 Yards, 24 Att.
09/12/1982	at Seattle Seahawks	Mike Pruitt	136 Yards, 30 Att.
12/03/1981	at Houston Oilers	Mike Pruitt	155 Yards, 32 Att.
11/09/1980	at Baltimore Colts	Mike Pruitt	103 Yards, 18 Att.
11/03/1980	vs. Chicago Bears	Mike Pruitt	129 Yards, 27 Att.
10/12/1980	at Seattle Seahawks	Mike Pruitt	116 Yards, 24 Att.
12/09/1979	at Oakland Raiders	Mike Pruitt	149 Yards, 20 Att.
12/02/1979	vs. Houston Oilers	Mike Pruitt	111 Yards, 25 Att.
11/11/1979	vs. Seattle Seahawks	Mike Pruitt	141 Yards, 15 Att.
11/04/1979	at Philadelphia Eagles	Mike Pruitt	104 Yards, 17 Att.
10/21/1979	vs. Cincinnati Bengals	Mike Pruitt	135 Yards, 19 Att.
12/17/1978	at Cincinnati Bengals	Greg Pruitt	182 Yards, 22 Att.
12/10/1978	vs. New York Jets	Greg Pruitt	138 Yards, 21 Att.
12/03/1978	at Seattle Seahawks	Greg Pruitt	113 Yards, 12 Att.
10/29/1978	vs. Buffalo Bills	Mike Pruitt	173 Yards, 21 Att.
09/10/1978	vs. Cincinnati Bengals	Greg Pruitt	120 Yards, 22 Att.
09/03/1978	vs. San Francisco 49ers	Greg Pruitt	106 Yards, 22 Att.
12/18/1977	at Seattle Seahawks	Greg Pruitt	127 Yards, 22 Att.
11/13/1977	at Pittsburgh Steelers	Greg Pruitt	108 Yards, 19 Att.
10/30/1977	vs. Kansas City Chiefs	Greg Pruitt	153 Yards, 18 Att.



CLEVELAND BROWNS 2008 MEDIA GUIDE

DATE	OPPONENT	PLAYER	YARDS, ATT
10/23/1977	at Buffalo Bills	Cleo Miller	117 Yards, 21 Att.
09/26/1977	vs. New England Patriots	Greg Pruitt	151 Yards, 26 Att.
10/31/1976	at Cincinnati Bengals	Greg Pruitt	124 Yards, 18 Att.
10/17/1976	at Atlanta Falcons	Greg Pruitt	191 Yards, 26 Att.
09/12/1976	vs. New York Jets	Greg Pruitt	124 Yards, 17 Att.
12/14/1975	vs. Kansas City Chiefs	Greg Pruitt	214 Yards, 26 Att.
11/23/1975	vs. Cincinnati Bengals	Greg Pruitt	121 Yards, 17 Att.
11/16/1975	at Oakland Raiders	Greg Pruitt	103 Yards, 12 Att.
12/15/1974	at Houston Oilers	Greg Pruitt	102 Yards, 15 Att.
12/02/1973	at Kansas City Chiefs	Greg Pruitt	110 Yards, 15 Att.
11/19/1972	vs. Pittsburgh Steelers	Leroy Kelly	107 Yards, 21 Att.
12/05/1971	vs. Cincinnati Bengals	Leroy Kelly	127 Yards, 23 Att.
11/28/1971	at Houston Oilers	Leroy Kelly	107 Yards, 23 Att.
11/21/1971	vs. New England Patriots	Leroy Kelly	113 Yards, 23 Att.
11/07/1971	at Pittsburgh Steelers	Leroy Kelly	102 Yards, 22 Att.
12/07/1970	at Houston Oilers	Leroy Kelly	108 Yards, 20 Att.
11/08/1970	at Oakland Raiders	Bo Scott	101 Yards, 14 Att.
10/18/1970	vs. Detroit Lions	Leroy Kelly	106 Yards, 24 Att.
12/07/1969	vs. Green Bay Packers	Leroy Kelly	151 Yards, 22 Att.
11/23/1969	vs. New York Giants	Leroy Kelly	124 Yards, 18 Att.
09/28/1969	vs. Washington Redskins	Reece Morrison	130 Yards, 23 Att.
09/21/1969	at Philadelphia Eagles	Ron Johnson	118 Yards, 17 Att.
11/24/1968	vs. Philadelphia Eagles	Leroy Kelly	108 Yards, 20 Att.
11/10/1968	vs. New Orleans Saints	Leroy Kelly	127 Yards, 17 Att.
11/03/1968	at San Francisco 49ers	Leroy Kelly	174 Yards, 27 Att.
10/27/1968	vs. Atlanta Falcons	Leroy Kelly	112 Yards, 19 Att.
10/20/1968	at Baltimore Colts	Leroy Kelly	130 Yards, 30 Att.
10/05/1968	vs. Pittsburgh Steelers	Leroy Kelly	128 Yards, 25 Att.
09/15/1968	at New Orleans Saints	Leroy Kelly	107 Yards, 20 Att.
11/26/1967	vs. Washington Redskins	Leroy Kelly	163 Yards, 20 Att.
11/19/1967	vs. Minnesota Vikings	Leroy Kelly	123 Yards, 26 Att.
10/22/1967	vs. Chicago Bears	Leroy Kelly	111 Yards, 18 Att.
10/07/1967	vs. Pittsburgh Steelers	Ernie Green	108 Yards, 11 Att.
10/01/1967	at New Orleans Saints	Leroy Kelly	110 Yards, 20 Att.
09/24/1967	at Detroit Lions	Leroy Kelly	141 Yards, 16 Att.
12/04/1966	vs. New York Giants	Leroy Kelly	126 Yards, 13 Att.
11/24/1966	at Dallas Cowboys	Leroy Kelly	115 Yards, 15 Att.
11/20/1966	vs. Washington Redskins	Leroy Kelly	100 Yards, 14 Att.
10/08/1966	vs. Pittsburgh Steelers	Leroy Kelly	113 Yards, 19 Att.
10/08/1966	vs. Pittsburgh Steelers	Ernie Green	103 Yards, 16 Att.
10/02/1966	at New York Giants	Leroy Kelly	138 Yards, 20 Att.
09/25/1966	vs. St. Louis Cardinals	Leroy Kelly	109 Yards, 19 Att.
12/05/1965	vs. Washington Redskins	Jim Brown	141 Yards, 27 Att.
11/28/1965	at Pittsburgh Steelers	Jim Brown	146 Yards, 20 Att.
11/14/1965	vs. New York Giants	Jim Brown	156 Yards, 20 Att.
11/07/1965	vs. Philadelphia Eagles	Jim Brown	131 Yards, 20 Att.
10/24/1965	at New York Giants	Jim Brown	177 Yards, 24 Att.
10/09/1965	vs. Pittsburgh Steelers	Jim Brown	168 Yards, 29 Att.
10/03/1965	at Philadelphia Eagles	Jim Brown	133 Yards, 27 Att.
09/26/1965	vs. St. Louis Cardinals	Jim Brown	110 Yards, 17 Att.
11/29/1964	vs. Philadelphia Eagles	Jim Brown	133 Yards, 22 Att.
11/15/1964	vs. Detroit Lions	Jim Brown	147 Yards, 24 Att.
11/08/1964	vs. Washington Redskins	Jim Brown	121 Yards, 18 Att.
11/01/1964	at Pittsburgh Steelers	Jim Brown	149 Yards, 23 Att.
10/18/1964	at Dallas Cowboys	Jim Brown	188 Yards, 26 Att.
09/27/1964	at Philadelphia Eagles	Jim Brown	104 Yards, 25 Att.
12/27/1964	vs. Baltimore Colts (playoffs)	Jim Brown	114 Yards, 27 Att.
12/15/1963	at Washington Redskins	Jim Brown	125 Yards, 28 Att.
12/01/1963	at St. Louis Cardinals	Jim Brown	179 Yards, 29 Att.
11/17/1963	vs. St. Louis Cardinals	Jim Brown	154 Yards, 22 Att.
11/03/1963	at Philadelphia Eagles	Jim Brown	223 Yards, 28 Att.
10/20/1963	vs. Philadelphia Eagles	Jim Brown	144 Yards, 25 Att.
10/13/1963	at New York Giants	Jim Brown	123 Yards, 23 Att.
10/05/1963	vs. Pittsburgh Steelers	Jim Brown	175 Yards, 21 Att.
09/22/1963	at Dallas Cowboys	Jim Brown	232 Yards, 20 Att.
09/15/1963	vs. Washington Redskins	Jim Brown	162 Yards, 15 Att.



DATE	OPPONENT	PLAYER	YARDS, ATT
12/15/1962	at San Francisco 49ers	Jim Brown	135 Yards, 22 Att.
11/25/1962	vs. Pittsburgh Steelers	Jim Brown	110 Yards, 19 Att.
09/16/1962	vs. New York Giants	Jim Brown	134 Yards, 17 Att.
12/17/1961	at New York Giants	Jim Brown	102 Yards, 24 Att.
12/03/1961	at Dallas Cowboys	Bobby Mitchell	140 Yards, 12 Att.
11/19/1961	vs. Philadelphia Eagles	Jim Brown	237 Yards, 34 Att.
11/12/1961	at Washington Redskins	Jim Brown	133 Yards, 20 Att.
11/05/1961	vs. Pittsburgh Steelers	Jim Brown	110 Yards, 18 Att.
10/29/1961	at St. Louis Cardinals	Jim Brown	109 Yards, 28 Att.
10/29/1961	at St. Louis Cardinals	Bobby Mitchell	104 Yards, 19 Att.
10/22/1961	at Pittsburgh Steelers	Bobby Mitchell	119 Yards, 14 Att.
10/22/1961	at Pittsburgh Steelers	Jim Brown	114 Yards, 29 Att.
12/15/1960	at New York Giants	Jim Brown	110 Yards, 14 Att.
12/11/1960	vs. Chicago Bears	Jim Brown	100 Yards, 22 Att.
12/04/1960	vs. Washington Redskins	Jim Brown	135 Yards, 15 Att.
11/27/1960	at St. Louis Cardinals	Jim Brown	132 Yards, 24 Att.
11/13/1960	vs. St. Louis Cardinals	Jim Brown	173 Yards, 28 Att.
10/23/1960	vs. Philadelphia Eagles	Jim Brown	167 Yards, 22 Att.
09/25/1960	at Philadelphia Eagles	Bobby Mitchell	156 Yards, 14 Att.
09/25/1960	at Philadelphia Eagles	Jim Brown	153 Yards, 24 Att.
12/13/1959	at Philadelphia Eagles	Jim Brown	152 Yards, 33 Att.
12/13/1959	at Philadelphia Eagles	Bobby Mitchell	127 Yards, 24 Att.
11/29/1959	vs. San Francisco 49ers	Jim Brown	114 Yards, 28 Att.
11/22/1959	vs. Pittsburgh Steelers	Jim Brown	111 Yards, 15 Att.
11/15/1959	at Washington Redskins	Bobby Mitchell	232 Yards, 14 Att.
11/08/1959	vs. Philadelphia Eagles	Jim Brown	125 Yards, 29 Att.
11/01/1959	at Baltimore Colts	Jim Brown	178 Yards, 32 Att.
10/25/1959	vs. Washington Redskins	Jim Brown	122 Yards, 17 Att.
10/18/1959	vs. Chicago Cardinals	Jim Brown	123 Yards, 27 Att.
10/04/1959	at Chicago Cardinals	Jim Brown	147 Yards, 37 Att.
12/14/1958	at New York Giants	Jim Brown	148 Yards, 26 Att.
12/01/1958	at Philadelphia Eagles	Jim Brown	138 Yards, 21 Att.
12/01/1958	at Philadelphia Eagles	Lew Carpenter	100 Yards, 21 Att.
11/16/1958	at Washington Redskins	Jim Brown	152 Yards, 27 Att.
11/02/1958	vs. New York Giants	Jim Brown	113 Yards, 13 Att.
10/26/1958	at Chicago Cardinals	Jim Brown	180 Yards, 24 Att.
10/19/1958	vs. Pittsburgh Steelers	Jim Brown	153 Yards, 19 Att.
10/19/1958	vs. Pittsburgh Steelers	Bobby Mitchell	108 Yards, 13 Att.
10/12/1958	vs. Chicago Cardinals	Jim Brown	182 Yards, 34 Att.
10/12/1958	vs. Chicago Cardinals	Bobby Mitchell	147 Yards, 11 Att.
10/05/1958	at Pittsburgh Steelers	Jim Brown	129 Yards, 17 Att.
09/28/1958	at Los Angeles Rams	Jim Brown	171 Yards, 24 Att.
12/15/1957	at New York Giants	Lew Carpenter	117 Yards, 22 Att.
11/24/1957	vs. Los Angeles Rams	Jim Brown	237 Yards, 31 Att.
11/03/1957	vs. Washington Redskins	Jim Brown	109 Yards, 21 Att.
12/09/1956	at New York Giants	Fred Morrison	112 Yards, 19 Att.
12/02/1956	vs. Philadelphia Eagles	Preston Carpenter	116 Yards, 23 Att.
11/18/1956	at Philadelphia Eagles	Preston Carpenter	133 Yards, 24 Att.
12/04/1955	at Pittsburgh Steelers	Fred Morrison	104 Yards, 13 Att.
11/20/1955	vs. Pittsburgh Steelers	Fred Morrison	140 Yards, 17 Att.
10/30/1955	at Chicago Cardinals	Ed Modzelewski	121 Yards, 28 Att.
09/25/1955	vs. Washington Redskins	Fred Morrison	117 Yards, 15 Att.
10/18/1953	at Washington Redskins	Ray Renfro	101 Yards, 7 Att.
12/27/1953	at Detroit Lions (playoffs)	Harry Jagade	102 Yards, 15 Att.
11/30/1952	at Washington Redskins	Harry Jagade	147 Yards, 16 Att.
09/28/1952	vs. Los Angeles Rams	Ken Carpenter	145 Yards, 16 Att.
12/28/1952	vs. Detroit Lions (playoffs)	Harry Jagade	104 Yards, 15 Att.
11/25/1951	vs. Chicago Bears	Dub Jones	116 Yards, 9 Att.
11/04/1951	at Chicago Cardinals	Ken Carpenter	118 Yards, 18 Att.
10/21/1951	vs. Pittsburgh Steelers	Emerson Cole	126 Yards, 17 Att.
10/07/1951	at Los Angeles Rams	Dub Jones	110 Yards, 15 Att.
10/07/1951	at Los Angeles Rams	Marion Motley	106 Yards, 13 Att.
11/19/1950	vs. Washington Redskins	Marion Motley	178 Yards, 27 Att.
11/12/1950	vs. San Francisco 49ers	Marion Motley	114 Yards, 21 Att.
10/29/1950	vs. Pittsburgh Steelers	Marion Motley	188 Yards, 11 Att.
09/24/1950	at Baltimore Colts	Ken Carpenter	100 Yards, 3 Att.



100-YARD RUSHING, 100-YARD RECEIVING, 300-YARD PASSING IN SAME GAME

DATE	OPPONENT	PLAYER 100-YARD REC	YARDS/ REC	100-YARD RUSH	YARDS/ ATT	300-YARD PASSER	YARDS/ COMP/ ATT
09/24/1950	at Baltimore Colts	Dante Lavelli	115-5	Ken Carpenter	100-3		
11/25/1951	vs. Chicago Bears	Mac Speedie	144-6	Dub Jones	116-9		
11/30/1952	at Washington Redskins	Dante Lavelli	106-5	Harry Jagade	147-16		
11/03/1957	vs. Washington Redskins	Darrel Brewster	103-5	Jim Brown	109-21		
12/15/1957	at New York Giants	Ray Renfro	130-4	Low Carpenter	117-22		
10/05/1958	at Pittsburgh Steelers	Preston Carpenter	131-7	Jim Brown	129-17		
10/26/1958	at Chicago Cardinals	Ray Renfro	108-5	Jim Brown	180-24		
11/16/1958	at Washington Redskins	Preston Carpenter	115-4	Jim Brown	152-27		
10/25/1959	vs. Washington Redskins	Bobby Mitchell	107-3	Jim Brown	122-17		
11/22/1959	vs. Pittsburgh Steelers	Ray Renfro	161-5	Jim Brown	111-15		
12/15/1960	at New York Giants	Bobby Mitchell	133-9	Jim Brown	110-14		
09/15/1963	vs. Washington Redskins	Jim Brown	100-3	Jim Brown	162-15	Frank Ryan	334-21-31
12/01/1963	at St. Louis Cardinals	Gary Collins	100-4	Jim Brown	179-29		
12/27/1963	vs. Baltimore Colts (playoffs)	Gary Collins	130-5	Jim Brown	114-27		
09/26/1965	vs. St. Louis Cardinals	Gary Collins	116-6	Jim Brown	110-17		
10/24/1965	at New York Giants	Gary Collins	121-3	Jim Brown	177-24		
11/07/1965	vs. Philadelphia Eagles	Gary Collins	128-8	Jim Brown	131-20		
11/14/1965	vs. New York Giants	Ernie Green	160-7	Jim Brown	156-20		
12/04/1966	vs. New York Giants	Gary Collins	120-5	Leroy Kelly	126-13	Frank Ryan	326-16-27
10/01/1967	at New Orleans Saints	Paul Warfield	107-4	Leroy Kelly	110-20		
10/22/1967	vs. Chicago Bears	Gary Collins	106-7	Leroy Kelly	111-18		
11/10/1968	vs. New Orleans Saints	Leroy Kelly	104-3	Leroy Kelly	127-17		
11/10/1968	vs. New Orleans Saints	Paul Warfield	107-5				
11/24/1968	vs. Philadelphia Eagles	Milt Morin	108-2	Leroy Kelly	108-20		
12/05/1971	vs. Cincinnati Bengals	Frank Pitts	103-5	Leroy Kelly	127-23		
11/23/1975	vs. Cincinnati Bengals	Greg Pruitt	106-7	Greg Pruitt	121-17		
12/14/1975	vs. Kansas City Chiefs	Reggie Rucker	130-5	Greg Pruitt	214-26		
11/13/1977	at Pittsburgh Steelers	Reggie Rucker	104-4	Greg Pruitt	108-19		
09/03/1978	vs. San Francisco 49ers	Reggie Rucker	113-3	Greg Pruitt	106-22		
11/04/1979	at Philadelphia Eagles	Reggie Rucker	106-5	Mike Pruitt	104-17		
10/16/1983	at Pittsburgh Steelers	Ozzie Newsome	103-9	Boyce Green	137-28	Brian Sipe	310-27-49
11/27/1983	vs. Baltimore Colts	Ozzie Newsome	108-8	Mike Pruitt	110-24	Brian Sipe	313-20-33
10/06/1985	vs. New England Patriots	Brian Brennan	104-7	Kevin Mack	115-20		
11/23/1986	vs. Pittsburgh Steelers (OT)	Webster Slaughter	134-6	Kevin Mack	106-24	Bernie Kosar	414-28-46
12/13/1987	vs. Cincinnati Bengals	Webster Slaughter	119-5	Kevin Mack	133-27		
12/08/2002	at Jacksonville Jaguars	Quincy Morgan	118-3	William Green	119-26		
10/17/2004	vs. Cincinnati Bengals	Lee Suggs	100-5	William Green	115-25	Jeff Garcia	310-16-23
12/26/2004	at Miami Dolphins	Dennis Northcutt	114-4	Lee Suggs	143-38		
09/18/2005	at Green Bay Packers	Braylon Edwards	107-3			Trent Dilfer	336-21-32
09/18/2005	at Green Bay Packers	Steve Heiden	104-6				
09/16/2007	vs. Cincinnati Bengals	Braylon Edwards	146-8	Jamal Lewis	216-27	Derek Anderson	328-20-33
09/16/2007	vs. Cincinnati Bengals	Kellen Winslow	100-6				
11/04/2007	vs. Seattle Seahawks	Kellen Winslow	125-11			Derek Anderson	364-29-48
11/25/2007	vs. Houston Texans	Kellen Winslow	107-10	Jamal Lewis	134-29		
12/02/2007	at Arizona Cardinals	Braylon Edwards	149-7			Derek Anderson	304-21-41



DATE	OPPONENT	PLAYER	YARDS, ATT
12/02/2007	at Arizona Cardinals	Derek Anderson	304 Yards, 21 Comp., 41 Att.
11/04/2007	vs. Seattle Seahawks	Derek Anderson	364 Yards, 29 Comp., 48 Att.
09/16/2007	vs. Cincinnati Bengals	Derek Anderson	328 Yards, 20 Comp., 33 Att.
09/18/2005	at Green Bay Packers	Trent Dilfer	336 Yards, 21 Comp., 32 Att.
11/28/2004	at Cincinnati Bengals	Kelly Holcomb	413 Yards, 30 Comp., 39 Att.
10/17/2004	vs. Cincinnati Bengals	Jeff Garcia	310 Yards, 16 Comp., 23 Att.
11/16/2003	vs. Arizona Cardinals	Kelly Holcomb	392 Yards, 29 Comp., 35 Att.
01/05/2003	at Pittsburgh Steelers (playoffs)	Kelly Holcomb	429 Yards, 26 Comp., 43 Att.
09/22/2002	at Tennessee Titans	Tim Couch	326 Yards, 36 Comp., 50 Att.
09/08/2002	vs. Kansas City Chiefs	Kelly Holcomb	326 Yards, 27 Comp., 39 Att.
12/30/2001	at Tennessee Titans	Tim Couch	336 Yards, 20 Comp., 27 Att.
12/10/2000	vs. Philadelphia Eagles	Doug Pederson	309 Yards, 29 Comp., 40 Att.
09/17/2000	vs. Pittsburgh Steelers	Tim Couch	316 Yards, 23 Comp., 31 Att.
12/24/1995	at Jacksonville Jaguars	Vinny Testaverde	325 Yards, 28 Comp., 45 Att.
12/03/1995	at San Diego Chargers	Vinny Testaverde	303 Yards, 28 Comp., 41 Att.
10/29/1995	at Cincinnati Bengals	Eric Zeier	310 Yards, 26 Comp., 46 Att.
12/12/1993	at Houston Oilers	Vinny Testaverde	319 Yards, 19 Comp., 37 Att.
11/21/1993	vs. Houston Oilers	Todd Philcox	316 Yards, 22 Comp., 47 Att.
11/15/1992	vs. San Diego Chargers	Mike Tomczak	322 Yards, 18 Comp., 32 Att.
12/22/1991	at Pittsburgh Steelers	Bernie Kosar	335 Yards, 28 Comp., 49 Att.
10/08/1990	at Denver Broncos	Bernie Kosar	318 Yards, 24 Comp., 38 Att.
12/10/1989	at Indianapolis Colts	Bernie Kosar	353 Yards, 26 Comp., 40 Att.
12/18/1988	vs. Houston Oilers	Don Strock	326 Yards, 25 Comp., 42 Att.
12/04/1988	vs. Dallas Cowboys	Bernie Kosar	308 Yards, 19 Comp., 27 Att.
10/23/1988	at Phoenix Cardinals	Bernie Kosar	314 Yards, 25 Comp., 43 Att.
01/17/1988	at Denver Broncos (playoffs)	Bernie Kosar	356 Yards, 26 Comp., 41 Att.
11/15/1987	vs. Buffalo Bills	Bernie Kosar	346 Yards, 24 Comp., 34 Att.
09/13/1987	at New Orleans Saints	Bernie Kosar	314 Yards, 28 Comp., 39 Att.
01/03/1987	vs. New York Jets (playoffs)	Bernie Kosar	489 Yards, 33 Comp., 64 Att.
11/23/1986	vs. Pittsburgh Steelers	Bernie Kosar	414 Yards, 28 Comp., 46 Att.
11/10/1986	vs. Miami Dolphins	Bernie Kosar	401 Yards, 32 Comp., 50 Att.
10/21/1984	at Cincinnati Bengals	Paul McDonald	300 Yards, 27 Comp., 47 Att.
10/07/1984	vs. New England Patriots	Paul McDonald	320 Yards, 23 Comp., 37 Att.
11/27/1983	vs. Baltimore Colts	Brian Sipe	313 Yards, 20 Comp., 33 Att.
10/16/1983	at Pittsburgh Steelers	Brian Sipe	310 Yards, 27 Comp., 49 Att.
10/02/1983	vs. Seattle Seahawks	Brian Sipe	310 Yards, 25 Comp., 40 Att.
09/25/1983	at San Diego Chargers	Brian Sipe	327 Yards, 27 Comp., 44 Att.
01/02/1983	at Pittsburgh Steelers	Paul McDonald	313 Yards, 22 Comp., 47 Att.
12/05/1982	vs. San Diego Chargers	Brian Sipe	338 Yards, 33 Comp., 48 Att.
10/25/1981	vs. Baltimore Colts	Brian Sipe	444 Yards, 30 Comp., 41 Att.
09/07/1981	vs. San Diego Chargers	Brian Sipe	375 Yards, 31 Comp., 57 Att.
12/21/1980	at Cincinnati Bengals	Brian Sipe	308 Yards, 24 Comp., 44 Att.
12/07/1980	vs. New York Jets	Brian Sipe	340 Yards, 30 Comp., 41 Att.
11/23/1980	vs. Cincinnati Bengals	Brian Sipe	310 Yards, 27 Comp., 36 Att.
10/26/1980	vs. Pittsburgh Steelers	Brian Sipe	349 Yards, 28 Comp., 46 Att.
10/19/1980	vs. Green Bay Packers	Brian Sipe	391 Yards, 24 Comp., 39 Att.
09/28/1980	at Tampa Bay Buccaneers	Brian Sipe	318 Yards, 22 Comp., 32 Att.
11/25/1979	at Pittsburgh Steelers	Brian Sipe	333 Yards, 23 Comp., 38 Att.
11/18/1979	vs. Miami Dolphins	Brian Sipe	358 Yards, 23 Comp., 42 Att.
10/07/1979	vs. Pittsburgh Steelers	Brian Sipe	351 Yards, 22 Comp., 41 Att.
09/02/1979	at New York Jets	Brian Sipe	302 Yards, 21 Comp., 36 Att.
11/19/1978	at Baltimore Colts	Brian Sipe	309 Yards, 15 Comp., 22 Att.
09/27/1970	at San Francisco 49ers	Bill Nelsen	308 Yards, 14 Comp., 25 Att.
10/13/1968	vs. St. Louis Cardinals	Bill Nelsen	312 Yards, 17 Comp., 39 Att.
12/17/1966	at St. Louis Cardinals	Frank Ryan	367 Yards, 17 Comp., 30 Att.
12/04/1966	vs. New York Giants	Frank Ryan	326 Yards, 16 Comp., 27 Att.
09/15/1963	vs. Washington Redskins	Frank Ryan	334 Yards, 21 Comp., 31 Att.
10/21/1962	at St. Louis Cardinals	Jim Ninowski	339 Yards, 19 Comp., 29 Att.
09/17/1961	at Philadelphia Eagles	Milt Plum	329 Yards, 18 Comp., 30 Att.
11/20/1960	at Pittsburgh Steelers	Milt Plum	328 Yards, 23 Comp., 37 Att.
10/02/1960	vs. Pittsburgh Steelers	Milt Plum	308 Yards, 10 Comp., 14 Att.
11/17/1957	at Washington Redskins	Tom O'Connell	349 Yards, 16 Comp., 24 Att.
11/27/1955	at New York Giants	Otto Graham	319 Yards, 17 Comp., 31 Att.
10/10/1953	vs. Philadelphia Eagles	Otto Graham	328 Yards, 20 Comp., 30 Att.
10/04/1953	at Chicago Cardinals	Otto Graham	310 Yards, 15 Comp., 22 Att.
10/04/1952	at Pittsburgh Steelers	Otto Graham	401 Yards, 21 Comp., 49 Att.
12/10/1950	at Washington Redskins	Otto Graham	321 Yards, 23 Comp., 32 Att.
10/15/1950	vs. Chicago Cardinals	Otto Graham	369 Yards, 22 Comp., 35 Att.
09/16/1950	at Philadelphia Eagles	Otto Graham	346 Yards, 21 Comp., 38 Att.



DATE	OPPONENT	PLAYER	YARDS, REC
12/02/2007	at Arizona Cardinals	Braylon Edwards	149 Yards, 7 Rec.
11/25/2007	vs. Houston Texans	Kellen Winslow	107 Yards, 10 Rec.
11/04/2007	vs. Seattle Seahawks	Kellen Winslow	125 Yards, 11 Rec.
10/28/2007	at St. Louis Rams	Braylon Edwards	117 Yards, 8 Rec.
10/07/2007	at New England Patriots	Braylon Edwards	110 Yards, 6 Rec.
09/16/2007	vs. Cincinnati Bengals	Kellen Winslow	100 Yards, 6 Rec.
09/16/2007	vs. Cincinnati Bengals	Braylon Edwards	146 Yards, 8 Rec.
12/07/2006	at Pittsburgh Steelers	Joe Jurevicius	111 Yards, 7 Rec.
11/19/2006	vs. Pittsburgh Steelers	Braylon Edwards	137 Yards, 7 Rec.
09/24/2006	vs. Baltimore Ravens	Braylon Edwards	116 Yards, 5 Rec.
09/17/2006	at Cincinnati Bengals	Braylon Edwards	110 Yards, 4 Rec.
01/01/2006	vs. Baltimore Ravens	Antonio Bryant	123 Yards, 9 Rec.
09/18/2005	at Green Bay Packers	Braylon Edwards	107 Yards, 3 Rec.
09/18/2005	at Green Bay Packers	Steve Heiden	104 Yards, 6 Rec.
09/11/2005	vs. Cincinnati Bengals	Frisman Jackson	128 Yards, 8 Rec.
12/26/2004	at Miami Dolphins	Dennis Northcutt	114 Yards, 4 Rec.
12/05/2004	vs. New England Patriots	Antonio Bryant	115 Yards, 7 Rec.
11/28/2004	at Cincinnati Bengals	Antonio Bryant	131 Yards, 8 Rec.
10/17/2004	vs. Cincinnati Bengals	Lee Suggs	100 Yards, 5 Rec.
10/10/2004	at Pittsburgh Steelers	Andre Davis	101 Yards, 5 Rec.
12/14/2003	at Denver Broncos	Dennis Northcutt	115 Yards, 3 Rec.
11/16/2003	vs. Arizona Cardinals	Andre' Davis	117 Yards, 7 Rec.
11/16/2003	vs. Arizona Cardinals	Quincy Morgan	116 Yards, 5 Rec.
09/21/2003	at San Francisco 49ers	Kevin Johnson	109 Yards, 11 Rec.
01/05/2003	at Pittsburgh Steelers (playoffs)	Kevin Johnson	140 Yards, 4 Rec.
12/08/2002	at Jacksonville Jaguars	Quincy Morgan	118 Yards, 3 Rec.
10/06/2002	vs. Baltimore Ravens	Dennis Northcutt	165 Yards, 8 Rec.
09/08/2002	vs. Kansas City Chiefs	Quincy Morgan	151 Yards, 9 Rec.
11/25/2001	vs. Cincinnati Bengals	Kevin Johnson	113 Yards, 6 Rec.
10/14/2001	at Cincinnati Bengals	Kevin Johnson	153 Yards, 8 Rec.
10/29/2000	vs. Cincinnati Bengals	Kevin Johnson	102 Yards, 6 Rec.
10/01/2000	vs. Baltimore Ravens	David Patten	113 Yards, 7 Rec.
12/19/1999	vs. Jacksonville Jaguars	Darrin Chiaverini	108 Yards, 10 Rec.
12/12/1999	at Cincinnati Bengals	Kevin Johnson	135 Yards, 7 Rec.
10/03/1999	vs. New England Patriots	Kevin Johnson	131 Yards, 6 Rec.
12/24/1995	at Jacksonville Jaguars	Michael Jackson	130 Yards, 7 Rec.
11/19/1995	vs. Green Bay Packers	Keenan McCardell	102 Yards, 4 Rec.
10/29/1995	at Cincinnati Bengals	Andre Rison	173 Yards, 7 Rec.
10/22/1995	vs. Jacksonville Jaguars	Rico Smith	106 Yards, 6 Rec.
10/02/1995	vs. Buffalo Bills	Andre Rison	126 Yards, 6 Rec.
09/03/1995	at New England Patriots	Michael Jackson	157 Yards, 7 Rec.
01/01/1995	vs. New England Patriots (playoffs)	Michael Jackson	122 Yards, 7 Rec.
12/04/1994	vs. New York Giants	Derrick Alexander	171 Yards, 7 Rec.
10/02/1994	vs. New York Jets	Derrick Alexander	105 Yards, 7 Rec.
09/18/1994	vs. Arizona Cardinals	Derrick Alexander	136 Yards, 6 Rec.
01/02/1994	at Pittsburgh Steelers	Mark Carrier	118 Yards, 4 Rec.
12/12/1993	at Houston Oilers	Eric Metcalf	101 Yards, 5 Rec.
11/21/1993	vs. Houston Oilers	Mark Carrier	123 Yards, 7 Rec.
10/24/1993	vs. Pittsburgh Steelers	Michael Jackson	106 Yards, 2 Rec.
09/13/1993	vs. San Francisco 49ers	Michael Jackson	105 Yards, 5 Rec.
11/15/1992	vs. San Diego Chargers	Lawyer Tillman	148 Yards, 8 Rec.
09/20/1992	at Los Angeles Raiders	Eric Metcalf	177 Yards, 5 Rec.
12/22/1991	at Pittsburgh Steelers	Webster Slaughter	138 Yards, 11 Rec.
11/17/1991	at Houston Oilers	Leroy Hoard	107 Yards, 10 Rec.
11/03/1991	at Cincinnati Bengals	Webster Slaughter	107 Yards, 5 Rec.
09/15/1991	vs. Cincinnati Bengals	Webster Slaughter	107 Yards, 8 Rec.
12/30/1990	at Cincinnati Bengals	Webster Slaughter	115 Yards, 6 Rec.
11/18/1990	vs. Houston Oilers	Webster Slaughter	104 Yards, 6 Rec.
10/08/1990	at Denver Broncos	Webster Slaughter	123 Yards, 7 Rec.
01/06/1990	vs. Buffalo Bills (playoffs)	Webster Slaughter	114 Yards, 3 Rec.
12/17/1989	vs. Minnesota Vikings	Reggie Langhorne	140 Yards, 6 Rec.
12/10/1989	at Indianapolis Colts	Webster Slaughter	152 Yards, 6 Rec.
10/29/1989	vs. Houston Oilers	Webster Slaughter	184 Yards, 4 Rec.
10/23/1989	vs. Chicago Bears	Webster Slaughter	186 Yards, 8 Rec.
10/15/1989	vs. Pittsburgh Steelers	Webster Slaughter	106 Yards, 7 Rec.
12/18/1988	vs. Houston Oilers	Webster Slaughter	136 Yards, 6 Rec.



10/30/1988	vs. Cincinnati Bengals	Clarence Weathers	140 Yards, 7 Rec.
01/17/1988	at Denver Broncos (playoffs)	Earnest Byner	120 Yards, 7 Rec.
12/20/1987	at Los Angeles Raiders	Webster Slaughter	115 Yards, 7 Rec.
12/13/1987	vs. Cincinnati Bengals	Webster Slaughter	119 Yards, 5 Rec.
10/18/1987	at Cincinnati Bengals	Brian Brennan	139 Yards, 10 Rec.
01/03/1987	vs. New York Jets (playoffs)	Ozzie Newsome	114 Yards, 6 Rec.
12/21/1986	vs. San Diego Chargers	Brian Brennan	176 Yards, 7 Rec.
11/23/1986	vs. Pittsburgh Steelers	Webster Slaughter	134 Yards, 6 Rec.
10/05/1986	at Pittsburgh Steelers	Reggie Langhorne	108 Yards, 4 Rec.
09/14/1986	at Houston Oilers	Reggie Langhorne	115 Yards, 3 Rec.
10/13/1985	at Houston Oilers	Clarence Weathers	146 Yards, 3 Rec.
10/06/1985	vs. New England Patriots	Brian Brennan	104 Yards, 7 Rec.
11/25/1984	vs. Houston Oilers	Ozzie Newsome	102 Yards, 10 Rec.
10/14/1984	vs. New York Jets	Ozzie Newsome	191 Yards, 14 Rec.
10/07/1984	vs. New England Patriots	Duriel Harris	136 Yards, 8 Rec.
09/16/1984	vs. Denver Broncos	Duriel Harris	104 Yards, 5 Rec.
11/27/1983	vs. Baltimore Colts	Ozzie Newsome	108 Yards, 8 Rec.
10/16/1983	at Pittsburgh Steelers	Ozzie Newsome	103 Yards, 9 Rec.
09/25/1983	at San Diego Chargers	Dave Logan	121 Yards, 8 Rec.
01/08/1983	at Los Angeles Raiders (playoffs)	Ricky Feacher	124 Yards, 4 Rec.
01/02/1983	at Pittsburgh Steelers	Ozzie Newsome	123 Yards, 9 Rec.
01/02/1983	at Pittsburgh Steelers	Ricky Feacher	109 Yards, 7 Rec.
12/05/1982	vs. San Diego Chargers	Ozzie Newsome	140 Yards, 10 Rec.
09/19/1982	vs. Philadelphia Eagles	Ozzie Newsome	122 Yards, 8 Rec.
12/20/1981	at Seattle Seahawks	Dave Logan	101 Yards, 5 Rec.
10/25/1981	vs. Baltimore Colts	Greg Pruitt	104 Yards, 9 Rec.
10/18/1981	vs. New Orleans Saints	Greg Pruitt	113 Yards, 7 Rec.
10/11/1981	at Pittsburgh Steelers	Ozzie Newsome	120 Yards, 5 Rec.
12/07/1980	vs. New York Jets	Reggie Rucker	108 Yards, 5 Rec.
10/26/1980	vs. Pittsburgh Steelers	Dave Logan	131 Yards, 8 Rec.
09/21/1980	vs. Kansas City Chiefs	Charles White	100 Yards, 7 Rec.
11/25/1979	at Pittsburgh Steelers	Dave Logan	135 Yards, 7 Rec.
11/18/1979	vs. Miami Dolphins	Reggie Rucker	177 Yards, 9 Rec.
11/04/1979	at Philadelphia Eagles	Reggie Rucker	106 Yards, 5 Rec.
09/02/1979	at New York Jets	Dave Logan	115 Yards, 6 Rec.
11/19/1978	at Baltimore Colts	Reggie Rucker	123 Yards, 6 Rec.
11/19/1978	at Baltimore Colts	Calvin Hill	113 Yards, 3 Rec.
11/05/1978	at Houston Oilers	Ozzie Newsome	124 Yards, 4 Rec.
09/03/1978	vs. San Francisco 49ers	Reggie Rucker	113 Yards, 3 Rec.
11/13/1977	at Pittsburgh Steelers	Reggie Rucker	104 Yards, 4 Rec.
10/03/1976	vs. Cincinnati Bengals	Reggie Rucker	141 Yards, 9 Rec.
12/14/1975	vs. Kansas City Chiefs	Reggie Rucker	130 Yards, 6 Rec.
11/23/1975	vs. Cincinnati Bengals	Greg Pruitt	106 Yards, 7 Rec.
10/27/1974	vs. Denver Broncos	Hugh McKinnis	111 Yards, 6 Rec.
10/01/1972	vs. Cincinnati Bengals	Frank Pitts	105 Yards, 4 Rec.
12/05/1971	vs. Cincinnati Bengals	Frank Pitts	103 Yards, 5 Rec.
11/14/1971	at Kansas City Chiefs	Frank Pitts	129 Yards, 5 Rec.
10/10/1971	vs. Pittsburgh Steelers	Milt Morin	126 Yards, 8 Rec.
11/22/1970	vs. Houston Oilers	Chip Glass	102 Yards, 3 Rec.
09/27/1970	at San Francisco 49ers	Fair Hooker	157 Yards, 4 Rec.
12/14/1969	at St. Louis Cardinals	Paul Warfield	119 Yards, 4 Rec.
11/30/1969	at Chicago Bears	Gary Collins	126 Yards, 6 Rec.
11/16/1969	at Pittsburgh Steelers	Paul Warfield	132 Yards, 5 Rec.
11/02/1969	vs. Dallas Cowboys	Milt Morin	101 Yards, 7 Rec.
10/18/1969	vs. Pittsburgh Steelers	Gary Collins	103 Yards, 7 Rec.
10/05/1969	vs. Detroit Lions	Paul Warfield	106 Yards, 7 Rec.
12/14/1968	at St. Louis Cardinals	Paul Warfield	104 Yards, 3 Rec.
12/08/1968	at Washington Redskins	Milt Morin	133 Yards, 6 Rec.
12/01/1968	vs. New York Giants	Paul Warfield	137 Yards, 6 Rec.
11/24/1968	vs. Philadelphia Eagles	Milt Morin	108 Yards, 2 Rec.
11/17/1968	at Pittsburgh Steelers	Milt Morin	103 Yards, 5 Rec.
11/10/1968	vs. New Orleans Saints	Paul Warfield	107 Yards, 5 Rec.
11/10/1968	vs. New Orleans Saints	Leroy Kelly	104 Yards, 3 Rec.
10/13/1968	vs. St. Louis Cardinals	Milt Morin	151 Yards, 8 Rec.
10/29/1967	at New York Giants	Paul Warfield	126 Yards, 5 Rec.
10/22/1967	vs. Chicago Bears	Gary Collins	106 Yards, 7 Rec.
10/01/1967	at New Orleans Saints	Paul Warfield	107 Yards, 4 Rec.



CLEVELAND BROWNS 2008 MEDIA GUIDE

12/17/1966	at St. Louis Cardinals	Paul Warfield	161 Yards, 6 Rec.
12/17/1966	at St. Louis Cardinals	Gary Collins	126 Yards, 5 Rec.
12/04/1966	vs. New York Giants	Gary Collins	120 Yards, 5 Rec.
11/14/1965	vs. New York Giants	Ernie Green	160 Yards, 7 Rec.
11/07/1965	vs. Philadelphia Eagles	Gary Collins	128 Yards, 8 Rec.
10/31/1965	vs. Minnesota Vikings	Gary Collins	116 Yards, 4 Rec.
10/24/1965	at New York Giants	Gary Collins	121 Yards, 3 Rec.
09/26/1965	vs. St. Louis Cardinals	Gary Collins	116 Yards, 6 Rec.
12/12/1964	at New York Giants	Paul Warfield	103 Yards, 5 Rec.
11/22/1964	at Green Bay Packers	Paul Warfield	126 Yards, 7 Rec.
10/04/1964	vs. Dallas Cowboys	Paul Warfield	123 Yards, 5 Rec.
09/20/1964	vs. St. Louis Cardinals	Gary Collins	105 Yards, 6 Rec.
12/27/1964	vs. Baltimore Colts (playoffs)	Gary Collins	130 Yards, 5 Rec.
12/01/1963	at St. Louis Cardinals	Gary Collins	100 Yards, 4 Rec.
09/15/1963	vs. Washington Redskins	Jim Brown	100 Yards, 3 Rec.
12/02/1962	at Dallas Cowboys	Rich Kreitling	125 Yards, 7 Rec.
10/21/1962	at St. Louis Cardinals	Ray Renfro	152 Yards, 6 Rec.
11/26/1961	vs. New York Giants	Ray Renfro	166 Yards, 7 Rec.
10/15/1961	vs. Green Bay Packers	Ray Renfro	100 Yards, 7 Rec.
09/17/1961	at Philadelphia Eagles	Ray Renfro	104 Yards, 4 Rec.
12/15/1960	at New York Giants	Bobby Mitchell	133 Yards, 9 Rec.
11/20/1960	at Pittsburgh Steelers	Gern Nagler	177 Yards, 10 Rec.
10/02/1960	vs. Pittsburgh Steelers	Rich Kreitling	157 Yards, 3 Rec.
11/22/1959	vs. Pittsburgh Steelers	Ray Renfro	161 Yards, 5 Rec.
10/25/1959	vs. Washington Redskins	Bobby Mitchell	107 Yards, 3 Rec.
11/30/1958	vs. Washington Redskins	Ray Renfro	100 Yards, 3 Rec.
11/16/1958	at Washington Redskins	Preston Carpenter	115 Yards, 4 Rec.
10/26/1958	at Chicago Cardinals	Ray Renfro	108 Yards, 5 Rec.
10/05/1958	at Pittsburgh Steelers	Preston Carpenter	131 Yards, 7 Rec.
12/15/1957	at New York Giants	Ray Renfro	130 Yards, 4 Rec.
12/01/1957	vs. Chicago Cardinals	Ray Renfro	109 Yards, 3 Rec.
11/17/1957	at Washington Redskins	Darrel Brewster	124 Yards, 6 Rec.
11/17/1957	at Washington Redskins	Ray Renfro	113 Yards, 4 Rec.
11/17/1957	at Washington Redskins	Preston Carpenter	112 Yards, 6 Rec.
11/03/1957	vs. Washington Redskins	Darrel Brewster	103 Yards, 5 Rec.
10/13/1957	vs. Philadelphia Eagles	Darrel Brewster	105 Yards, 4 Rec.
11/11/1956	vs. Baltimore Colts	Ray Renfro	100 Yards, 5 Rec.
12/11/1955	vs. Chicago Cardinals	Ray Renfro	110 Yards, 6 Rec.
11/27/1955	at New York Giants	Ray Renfro	130 Yards, 5 Rec.
11/27/1955	at New York Giants	Darrel Brewster	107 Yards, 5 Rec.
10/16/1955	at Washington Redskins	Darrel Brewster	109 Yards, 6 Rec.
10/09/1955	vs. Philadelphia Eagles	Dante Lavelli	108 Yards, 6 Rec.
12/05/1954	at Washington Redskins	Dante Lavelli	128 Yards, 5 Rec.
11/28/1954	at New York Giants	Darrel Brewster	126 Yards, 8 Rec.
11/07/1954	vs. Washington Redskins	Darrel Brewster	114 Yards, 7 Rec.
10/17/1954	at Pittsburgh Steelers	Dante Lavelli	134 Yards, 7 Rec.
12/13/1953	at Philadelphia Eagles	Darrel Brewster	103 Yards, 5 Rec.
12/06/1953	vs. New York Giants	Darrel Brewster	182 Yards, 7 Rec.
11/29/1953	vs. Chicago Cardinals	Ray Renfro	105 Yards, 4 Rec.
11/15/1953	vs. San Francisco 49ers	Dante Lavelli	137 Yards, 6 Rec.
10/10/1953	vs. Philadelphia Eagles	Darrel Brewster	122 Yards, 6 Rec.
10/04/1953	at Chicago Cardinals	Dante Lavelli	137 Yards, 4 Rec.
12/14/1952	at New York Giants	Harry Jagade	103 Yards, 4 Rec.
11/30/1952	at Washington Redskins	Dante Lavelli	106 Yards, 5 Rec.
11/23/1952	vs. Philadelphia Eagles	Mac Speedie	156 Yards, 7 Rec.
11/16/1952	vs. Pittsburgh Steelers	Dante Lavelli	107 Yards, 6 Rec.
11/09/1952	vs. Chicago Cardinals	Mac Speedie	157 Yards, 11 Rec.
10/19/1952	at Philadelphia Eagles	Dub Jones	121 Yards, 6 Rec.
10/12/1952	vs. New York Giants	Mac Speedie	161 Yards, 8 Rec.
11/25/1951	vs. Chicago Bears	Mac Speedie	144 Yards, 6 Rec.
10/27/1951	vs. New York Giants	Dub Jones	116 Yards, 7 Rec.
09/30/1951	at San Francisco 49ers	Dub Jones	143 Yards, 5 Rec.
12/24/1950	vs. Los Angeles Rams (playoffs)	Dante Lavelli	128 Yards, 11 Rec.
12/10/1950	at Washington Redskins	Dub Jones	161 Yards, 10 Rec.
10/15/1950	vs. Chicago Cardinals	Dante Lavelli	131 Yards, 6 Rec.
10/15/1950	vs. Chicago Cardinals	Mac Speedie	106 Yards, 6 Rec.
09/24/1950	at Baltimore Colts	Dante Lavelli	115 Yards, 5 Rec.
09/16/1950	at Philadelphia Eagles	Mac Speedie	109 Yards, 7 Rec.



PUNT RETURNED FOR A TD

By Browns: Joshua Cribbs, 76 yards (12/30/2007 vs. San Francisco)

By Opponent: Nate Burleson, 94 yards (11/04/2007 vs. Seattle)

KICKOFF RETURNED FOR A TD

By Browns: Joshua Cribbs, 100 yards (11/11/2007 at Pittsburgh)

By Opponent: Justin Miller, 99 yards (10/29/2006 vs. New York Jets)

INTERCEPTION RETURNED FOR A TD

By Browns: Brodney Pool, 100 yards (11/18/2007 at Baltimore)

By Opponent: Roderick Hood, 71 yards (12/02/2007 at Arizona)

FUMBLE RETURNED FOR A TD

By Browns: Daven Holly, 40 yards (12/24/2006 vs. Tampa Bay)

By Opponent: Randall Gay, 15 yards (10/07/2007 at New England)

PUNT BLOCKED RETURNED FOR A TD

By Browns: Andre King, 28 yards (11/30/2003 at Seattle)

By Opponent: Chris Martin, 31 yards and Kevin Ross, 4 yards (9/30/1990 vs. Kansas City)

PUNT BLOCKED

By Browns: Team Block (11/30/2003 at Seattle)

By Opponent: Bubba McDowell (11/21/1993 vs. Houston Oilers)

SHUTOUT SCORED

By Browns: at Cleveland 6, Buffalo Bills 0 (12/16/2007)

By Opponent: Cincinnati Bengals 30, at Cleveland 0 (11/26/2006)

PAT UNSUCCESSFUL

By Browns: Phil Dawson (11/04/2007 vs. Seattle)

By Opponent: Matt Bryant (12/24/2006 vs. Tampa Bay)

FIELD GOAL BLOCKED

By Browns: Alvin McKinley (12/7/2006 at Pittsburgh)

By Opponent: Nate Clements (12/30/2007 vs. San Francisco)

FIELD GOAL BLOCKED RETURNED FOR A TD

By Browns: Leigh Bodden, 59 yards (11/13/2005 at Pittsburgh) (blocked FG by Orpheus Roye)

SAFETY SCORED

By Browns: Bills P Brian Moorman kicked ball out of end zone (12/16/2007 vs. Buffalo)

By Opponent: Holding penalty against Cleveland in end zone (9/19/2004 at Dallas)

100 YARDS RUSHING

By Browns: Jamal Lewis, 128 yards (12/30/2007 vs. San Francisco)

By Opponent: Kenny Watson, 130 yards (12/23/2007 at Cincinnati)

BACK-TO-BACK 100-YARD RUSHING GAMES

By Browns: Jamal Lewis, 163 yards (12/16/2007 vs. Buffalo); Jamal Lewis, 118 yards (12/09/2007 at New York Jets)

By Opponent: Thomas Jones, 106 yards (12/09/2007 at New York Jets); Edgerrin James, 114 yards (12/02/2007 at Arizona)

200 YARDS RUSHING

By Browns: Jamal Lewis, 216 yards (09/16/2007 vs. Cincinnati)

By Opponent: Willie Parker, 223 yards (12/7/2006 at Pittsburgh)

TWO 100-YARD RUSHERS IN SAME GAME

By Browns: Leroy Kelly, (113 yards) and Ernie Green (103 yards) (10/08/1966 vs. Pittsburgh Steelers)

300 YARDS PASSING

By Browns: Derek Anderson, 304 yards (21-of-41, 2 TDs) (12/02/2007 at Arizona)

By Opponent: Matt Hasselbeck, 318 yards (30-of-47, 2 TDs) (11/04/2007 vs. Seattle)

BACK-TO-BACK 300-YARD PASSING GAMES

By Browns: Brian Sipe, 349 yards (28-of-46) (10/26/1980 vs. Pittsburgh); Brian Sipe, 391 yards (24 of 39) (10/19/1980 vs. Green Bay)

400 YARDS PASSING

By Browns: Kelly Holcomb, 413 yards (30-of-39, 5 TD's) (11/28/2004 at Cincinnati)

By Opponent: Carson Palmer, 401 yards (33-of-50, 6 TDs) (09/16/2007 vs. Cincinnati)

100 YARDS RECEIVING

By Browns: Braylon Edwards, 149 yards, (12/02/2007 at Arizona)

By Opponent: Jerricho Cotchery, 119 yards, (12/09/2007 at New York Jets)

TWO 100-YARD RECEIVERS IN SAME GAME

By Browns: Braylon Edwards (146 yards) and Kellen Winslow (100 yards) (09/16/2007 vs. Cincinnati)

By Opponent: Tony Gonzalez (105 yards) and Eddie Kennison (117 yards) (12/03/2006 vs. Kansas City)

BACK-TO-BACK 100-YARD RECEIVING GAMES

By Browns: Braylon Edwards, 149 yards on 7 receptions (12/2/2007 at Arizona) and Kellen Winslow, 107 yards on 10 receptions (11/25/2007 vs. Houston)

By Opponent: Chad Johnson, 123 yards on 7 receptions (11/26/2006 vs. Cincinnati) and Tony Gonzalez, 107 yards on 9 receptions and Eddie Kennison 117 yards on 7 receptions (12/03/2006 vs. Kansas City)

200 YARDS RECEIVING

By Browns: None

By Opponent: Chad Johnson, 209 yards (09/16/2007 vs. Cincinnati)

500 YARDS TOTAL OFFENSE

By Browns: 554 yards (09/16/2007 vs. Cincinnati)

By Opponent: 531 yards (09/16/2007 vs. Cincinnati)

OT GAME WON

By Browns: Cleveland 33, at Baltimore 30 (OT) (11/18/2007)

By Opponent: Philadelphia 34, at Cleveland 31 (OT) (10/24/2004)





JOIN TODAY!

ONE OF THE LARGEST FAN CLUBS IN ALL OF SPORTS!

FANS 14 AND OLDER CAN SIGN UP FOR FREE TODAY AT WWW.BROWNSBACKERS.ORG TO BECOME AN OFFICIAL MEMBER OF ONE OF THE LARGEST ORGANIZED FAN CLUBS IN PROFESSIONAL SPORTS!




**CLEVELAND BROWNS
KIDS CLUB**

KIDS 13 AND UNDER CAN ALSO BE A PART OF THE FUN WITH THE NEW CLEVELAND BROWNS KIDS CLUB!

For more information visit www.BrownsKidsClub.com

Browns Backers Worldwide
76 Lou Groza Blvd.
Berea, OH 44017
BSWNews@ClevelandBrowns.com





EXTRA POINTS

THE NAME ON THE DOOR IS CLEVELAND | JAMAL LEWIS





Cleveland Browns Stadium is home not only to a storied football franchise but also to a dedicated, ardent, passionate group of people—the only group that can lay claim to the title of “World’s Greatest Fans.” At Cleveland Browns Stadium, fans take pride in supporting their team in a safe, enthusiastic and family-oriented atmosphere. This special combination of sportsmanship and exhilaration makes Sunday afternoons with the Browns a memorable and momentous experience.

Cleveland Browns Stadium was built on the hallowed ground of the old Municipal Stadium. There’s no better place than on the lakefront for the home of the Cleveland Browns than where legendary coach Paul Brown established Cleveland’s first football dynasty in the 1940s. No other site could have been as appropriate as the location where 16 Cleveland Browns — Jim Brown, Paul Brown, Joe DeLamielleure, Len Ford, Frank Gatski, Otto Graham, Lou Groza, Gene Hickerson, Leroy Kelly, Dante Lavelli, Mike McCormack, Bobby Mitchell, Marion Motley, Ozzie Newsome, Paul Warfield and Bill Willis — established their credentials for induction into the Professional Football Hall of Fame in nearby Canton.

While the location of the Stadium honors the glorious history of athletic achievements in Cleveland, Cleveland Browns Stadium is a celebration of the city’s renaissance, drawing people to the lakefront every day. The crown jewel of the Northcoast Harbor, Cleveland Browns Stadium is located next to the Rock and Roll Hall of Fame and Great Lakes Science Center. When visiting the Stadium, it is impossible to miss the distinctive architectural design of the columns, beams and notches in the seating bowl. These spacious gaps allow visitors to get an inside perspective of the Stadium and field when the Browns are away and allow ticket holders to see the downtown skyline during the game. While on the south side of the Stadium, Browns fans can catch a game and a bite to eat at The Gridiron Grille, wander through the Hall of Fame and reminisce about previous Browns players, and grab a personalized Browns jersey at the Team Shop.

At night, Cleveland Browns Stadium lights up the lakefront. Beams and columns are highlighted by a halo of light that can be seen from downtown and the Northcoast Harbor. Day or night, whether the team is playing home or away, Cleveland Browns Stadium brings a new excitement to Cleveland.



The Cleveland Browns Training and Administrative Complex is located in Berea, Ohio, on 13 acres of land. The building, which originally opened in August 1991, was renovated in the spring of 1999 and currently undergoing further renovations and expansion. Recent renovations include an expanded weight room (7,500 sq. ft.), a new players' lounge, a complete lobby restoration and 120 new theater seats in the team meeting room. A sparkling new 14,000 sq. ft. addition to the administration building opened December 2, 2002, and features the Dino Lucarelli Media Center, which includes a media work room, press conference room, interview rooms and media flex space. The expansion also included 14 new offices for coaches and football administration, storage and a new shipping/receiving area.



Existing features in the state-of-the-art facility include a field house of 60,000 sq. ft. with a 70-yard field, a 3,100 sq. ft. athletic training room, a 1,280 sq. ft. team meeting room, individual meeting rooms for position meetings, a 2,700 sq. ft. players' locker room with room for more than 90 lockers and a restaurant-style kitchen for meal preparation. The complex also hosts three regulation-size natural grass practice fields ideal for year-round football operations, including the team's training camps.

2008 TRAINING CAMP

The Cleveland Browns begin preparations for the 2008 season by officially opening training camp on July 23 at the club's training and administrative complex in Berea, Ohio. Training camp practices conclude in mid-August.

All practices are open to the public free of charge. Fans can park in the team-owned parking lot across the street from the team's facility or in legal parking spaces on surrounding streets.

FAN/MEDIA PARKING DIRECTIONS

From North: Take I-71 South to Route 237. Follow Route 237 South to Eastland Road. Turn left onto Eastland Road and continue to Lou Groza Boulevard (formerly First Avenue). Turn right onto Lou Groza Boulevard, the Browns training facility is on the left. Fan/Media parking is across the street from the training facility on the right.

From South: Take I-71 North to the Bagley Road, Exit 235. Take Bagley Road left heading west to Front Street. Turn right on Front Street and continue to Lou Groza Boulevard (First Avenue). Turning right onto Lou Groza Boulevard, the Browns training facility is on the right. Fan/Media parking is across the street from the training facility on the left.

From East: Take I-480 West to Route 237 South. Follow Route 237 South to Eastland Road. Turn left onto Eastland Road and continue to Lou Groza Boulevard (First Avenue). Turn right onto Lou Groza Boulevard, the Browns training facility is on the left. Fan/Media parking is across the street from the training facility on the right.

From West: Take I-480 East to Grayton Road. Right on Grayton Road and continue to Brookpark Road. Turn left onto Brookpark Road and continue to Route 237 South. Turn right on Route 237 South and follow to Eastland Road. Turn left onto Eastland Road and continue to Lou Groza Boulevard (First Avenue). Turn right onto Lou Groza Boulevard, the Browns training facility is on the left. Fan/Media parking is across the street from the training facility on the right.

CLEVELAND BROWNS TRAINING CAMP HISTORY

The training and administrative complex is host to the Browns 2008 training camp, which marks the 14th time (1992-95, 1999-2008) the Browns have conducted training camp at the facility.

Bowling Green State University.....	1946-51
Hiram College.....	1952-74
Kent State University.....	1975-81
Lakeland Community College.....	1982-91
Berea.....	1992-95, 1999-2008

THE DINO LUCARELLI MEDIA CENTER

The Dino Lucarelli Media Center, which opened in December of 2002 at the Browns Training and Administrative Complex in Berea, features an expansive media work room, two radio/television interview rooms, a kitchen and private locker space for media members.

Lucarelli, 73, has been working with Cleveland media for nearly 50 years and has been affiliated with the Cleveland Browns organization since 1975 with responsibilities in player relations and media services. He currently serves as the club's Manager of Alumni Relations and is a panelist on the Cleveland Browns Legends Club committee. Lucarelli called the naming of the media center "one of the biggest thrills of my life."

The Cleveland Chapter of the Professional Football Writers Association (PFWA) has named its "Good Guy Award" for Lucarelli. The Good Guy Award is given annually for cooperation with the media and for the way a player carries himself in the community and with his teammates. The National Football Foundation (Northeast Ohio Chapter) Lifetime Achievement Award is also named for Lucarelli.



JOIN THE OFFICIAL BROWNS WORLDWIDE FAN CLUB TODAY!



The Browns Backers Worldwide is considered to be one of the largest organized fan clubs in all of professional sports and is established to actively support and promote the Cleveland Browns all year round, all around the globe!

The Browns Backers Worldwide is represented on all seven continents with thousands of members, and the support in numbers grows daily! Members of the organization can be individually associated or can belong to one or more local Browns Backer Clubs. Clubs organize various activities throughout the year to continuously cheer on the Browns and to stay active in their communities.

Whether you are an individual Browns Backer member, or a local Club member, you can take advantage of unique opportunities and benefits exclusive to Browns Backers!

With your Browns Backers Worldwide membership, you will receive:

- An official Browns Backers Worldwide personalized membership card.
- Access to Browns Backer E-News, the official online newsletter of the Browns Backers Worldwide.
- Exclusive content on the Browns Backers Worldwide website (www.BrownsBackers.org).
- Ability to access and update your personal profile online.
- 10% discount at the Browns Team Shop at Cleveland Browns Stadium (with your membership card) and online Team Shop (certain restrictions apply).
- Invites to exclusive Browns Backer events and programs.
- The opportunity to join or create a Browns Backer Club in your area.
- Other special offers, contests, promotions and communications available to Backers only!

To join the Browns Backers Worldwide visit www.BrownsBackers.org or stop by the Browns Backers booth across from Section 136 on game day.



The Middle TN Browns Backers meet in Nashville, TN



TOO YOUNG FOR THE BROWNS BACKERS WORLDWIDE?



"The Next Generation of Browns Backers"

New for the 2008 season, the Cleveland Browns Kids Club offers fans ages 13 and younger a chance to be actively involved with their favorite football team!

By joining the Cleveland Browns Kids Club, kids can enjoy special benefits and experiences!

Parents, choose from one of two membership packages:

Basic Membership: free

- Membership card and welcome letter
- Quarterly e-newsletter
- Birthday card
- Special offers from partners
- And more!

Top Dawg Membership: only \$19.46 (plus S/H)!

- Membership card and welcome letter
- Quarterly e-newsletter
- Note pad
- Birthday card
- 4 Free tickets to the 2008 Family Night
- T-shirt
- Ball cap
- Mini football
- Slouch sack
- Sweepstakes entry for memorable prizes and experiences
- Special offers from partners
- And more!

And don't worry! Your kid's experience will continue as they will be eligible to become a member of the Browns Backers Worldwide on their 14th birthday! (Kids already 14 or older? Check out the Browns Backers Worldwide at www.BrownsBackers.org)

Get your kids in on the action TODAY! Enroll them in the Cleveland Browns Kids Club by visiting www.BrownsKidsClub.com!

Cleveland Browns Kids Club

76 Lou Groza Blvd.

Berea, OH 44017

440-234-KIDS (5437)

KidsClub@clevelandbrowns.com

www.BrownsKidsClub.com



CLEVELAND BROWNS 2008 MEDIA GUIDE

Play 60, Vision First, Back to School drive...these are only a few of the many projects the Browns embrace in support of our local community, and we encourage you to take an active part in creating a bright future for today's youth. The Cleveland Browns strive to make an impact in the community through programming focused on Education, Health & Wellness, Neighborhood Enhancement and Youth Football and do so through the support of the Cleveland Browns Foundation.

Throughout the year, the Browns players, coaches and staff are committed to not only making an impact on the field, but we are also dedicated to supporting the kids and families who cheer us on week after week.

EDUCATION

Reading is a fundamental of learning and the Browns have a unique program in **Read with the Browns** to share the love of reading among our youngest fans. Kids can read along with a different Browns player every two-weeks by logging onto Clevelandbrowns.com/community or visit the Cuyahoga County Public Library to participate in different activities.

As preseason hits, most kids will be hitting the books as they head back to school. To help prepare kids for the start of school the Browns players have decided to give kids a little help through the **Cleveland Browns Back to School Campaign** to benefit Shoes & Clothes for Kids.



HEALTH & WELLNESS

The Browns have made a commitment to help ensure that this generation of kids can become the most active and healthy yet. To accomplish this, the Browns urge kids to **Play 60**. Through the Play 60 campaign, programs and events will take place to encourage kids to get 60 minutes of activity a day.

When kids in the Cleveland Metropolitan School District head back to school, they will receive a special visit from **Vision First**. Completely equipped for eye exams, the Vision First vehicle will visit over 80 schools to provide free eye exams to kids pre-kindergarten through 1st grade, and those children needing prescription eye glasses will receive a **free** pair. Vision First is made possible by the Cleveland Clinic Cole Eye Institute and the Cleveland Browns Foundation.

Throughout the year, the Browns extend **exclusive invites** for select kids to join us for Browns games and events. These special kids represent individuals from various charitable organizations which focus on serving children with limited abilities and/or those who are undergoing medical treatment. On game day, these young children form the gauntlet the players run out to and can be seen cheering on the Browns from a custom Browns Suite.

NEIGHBORHOOD ENHANCEMENT

Everyday, men and women are making sacrifices in order to provide a safe community for our families to live. Through the Cleveland Browns signature **Hats Off to Our Heroes** program, the Browns will continue to commit each home game to honor individuals from the United States Armed Forces as well as local service organizations including the local police and fire departments.

When school lets out for the day, kids will have a safe play to get active through the results of the **Browns Hometown Huddle** and **Fitness Zone** projects. Since 1999, the Browns have visited local United Way agencies and created safe play areas. Beginning in 2007, the Browns completed the first of its kind 'Fitness Zone' in an underutilized space so kids and teens could get active and physically fit and will build another one this Fall.



YOUTH FOOTBALL

The Cleveland Browns also recognize the importance of using the game of football as a vehicle to effectuate change in our communities. It is to that end that the Browns attempt to provide every child with an opportunity to get in the game. Through **Browns Football Camps** and **NFL Junior Player Development Camps**, the Browns reach thousands of children each year, teaching them basic football skills and the intrinsic life skills that accompany the game.

For our high school student-athletes the Browns host the **National High School All-Star Combine**, the **Elite Skills Camp** and the **High School Player Development Program**. All three events provide opportunities for high school players to get their information out to colleges and universities throughout the United States.

Further, the Browns participate in the **Play Football Campaign** and a number of other programs throughout the season which provide opportunities for children to attend games and root for the home team.

The Browns encourage you to visit our website at Clevelandbrowns.com/community to learn more about these and the many other programs and projects the Browns are involved in to support the community.





Cleveland Browns 2007 Legends (l to r) Don Cockroft, Bill Glass, Kevin Mack, son of the late Horace Gillom, Dennis Gillom.

The Cleveland Browns organization honors the team's all-time greats through the Cleveland Browns Legends Program. Each year former players are inducted into the Legends Program through a combination vote of panelists and fan voting, which takes place exclusively on ClevelandBrowns.com.

The Legends Program started in 2001 with the automatic induction of the Browns' then Hall of Famers into the Cleveland Browns Legends. Here's a current list of Browns Legends:

CLASS OF 2001

Ray Renfro, Gene Hickerson, Greg Pruitt, Bernie Kosar, Michael Dean Perry

CLASS OF 2002

Mac Speedie, Brian Sipe, Clay Matthews

CLASS OF 2003

Bob Gain, Dick Schafrath, Hanford Dixon

CLASS OF 2004

Tommy James, Dub Jones, Gary Collins, Mike Pruitt

CLASS OF 2005

Jim Ray Smith, Frank Ryan, Jerry Sherk, Frank Minnifield

CLASS OF 2006

Walt Michaels, Jim Houston, Doug Dieken, Earnest Byner

CLASS OF 2007

Horace Gillom, Bill Glass, Don Cockroft, Kevin Mack





CLEVELAND BROWNS RADIO NETWORK

The Cleveland Browns awarded radio broadcast rights to Clear Channel Communications. WMMS (100.7 FM) is the flagship station of the Browns Radio Network, and Browns-related programming is featured on other Clear Channel stations as well. The radio network includes over 20 affiliates.

The talent line-up for the Cleveland Browns Radio Network Broadcast Team features WKYC Channel 3 Sports Director Jim Donovan as the play-by-play announcer, former Browns offensive tackle Doug Dieken as analyst, WTAM Sports Director Mike Snyder as the host of all game day programming and WTAM Sports Anchor Andre Knott as field and locker room reporter.



JIM DONOVAN
Play-by-Play Announcer



DOUG DIEKEN
Analyst



ANDRE KNOTT
Field & Locker Room Reporter

2008 AFFILIATE LIST

CITY	CALL LETTERS	FREQUENCY	CITY	CALL LETTERS	FREQUENCY
Akron	WAKR	1590AM	Kenton	WKTN	95.3FM
Ashtabula	WFUN	970AM	Lima	WZRZ	107.5FM
Bucyrus	WQEL	92.7FM	Mansfield	WMAN	1400 AM
Cadiz	WCDK	106.3FM	Marietta	WJAW	100.9 FM
Canton	WHBC	1480AM	Marion	WMRN	1330AM
Celina	WKKI	94.3FM	Painesville	WABQ	1460AM
Cleveland	WMMS / WTAM	100.7FM/1100AM	Piqua	WPTW	1570AM
Columbus	WBWR	105.7FM	Sandusky	WLEC / WMJK	1450AM/100.9FM
Dayton	WONE	980AM	Toledo	WDMN	1520AM
Dover	WJER	1450AM	Uhrichsville	WBTC	1540AM
Findlay	WPFX	107.7FM	Wooster	WQKT	104.5FM
Fostoria	WFOB	1430AM	Youngstown	WNCD / WKBN	93.3FM/570 AM



The NFL announced the regular-season scheduling rotation for eight seasons (2002-09) under the club-approved realignment plan that began in the 2002 season. The interconference and intraconference divisional matchups—comprising 14 of each season's 16 regular-season games—for the next eight seasons were determined following extensive analysis and discussion with NFL clubs.

The eight season schedules will take each team through a cycle of games—home and away—against every other team in the league. In eight seasons, every team will play every other team at least twice—once home and once away.

2009

HOME	AWAY
Oakland	Denver
San Diego	Kansas City
Green Bay	Chicago
Minnesota	Detroit
Baltimore	Baltimore
Cincinnati	Cincinnati
Pittsburgh	Pittsburgh
AFC S	AFC E

2008 NFL SCHEDULE

(All times local.)

FIRST WEEKEND

THURSDAY, SEPTEMBER 4

Washington Redskins at N.Y. Giants.....7:00 p.m.

SUNDAY, SEPTEMBER 7

Detroit Lions at Atlanta Falcons.....1:00 p.m.

Cincinnati Bengals at Baltimore Ravens1:00 p.m.

Seattle Seahawks at Buffalo Bills.....1:00 p.m.

N.Y. Jets at Miami Dolphins1:00 p.m.

Kansas City Chiefs at New England Patriots.....1:00 p.m.

Tampa Bay Buccaneers at New Orleans Saints 1:00 p.m.

St. Louis Rams at Philadelphia Eagles1:00 p.m.

Houston Texans at Pittsburgh Steelers1:00 p.m.

Jacksonville Jaguars at Tennessee Titans.....1:00 p.m.

Dallas Cowboys at Cleveland Browns.....4:15 p.m.

Carolina Panthers at San Diego Chargers.....1:15 p.m.

Arizona Cardinals at San Francisco 49ers.....1:15 p.m.

Chicago Bears at Indianapolis Colts8:15 p.m.

MONDAY, SEPTEMBER 8

Minnesota Vikings at Green Bay Packers7:00 p.m.

Denver Broncos at Oakland Raiders10:15 p.m.

SECOND WEEKEND

SUNDAY, SEPTEMBER 14

Chicago Bears at Carolina Panthers1:00 p.m.

Tennessee Titans at Cincinnati Bengals1:00 p.m.

Green Bay Packers at Detroit Lions1:00 p.m.

Buffalo Bills at Jacksonville Jaguars1:00 p.m.

Oakland Raiders at Kansas City Chiefs1:00 p.m.

Indianapolis Colts at Minnesota Vikings1:00 p.m.

N.Y. Giants at St. Louis Rams.....1:00 p.m.

New Orleans Saints at Washington Redskins...1:00 p.m.

San Francisco 49ers at Seattle Seahawks.....1:05 p.m.

Atlanta Falcons at Tampa Bay Buccaneers ...4:05 p.m.

Miami Dolphins at Arizona Cardinals.....1:15 p.m.

San Diego Chargers at Denver Broncos.....2:15 p.m.

Baltimore Ravens at Houston Texans.....3:15 p.m.

New England Patriots at N.Y. Jets4:15 p.m.

Pittsburgh Steelers at Cleveland Browns.....8:15 p.m.

MONDAY, SEPTEMBER 15

Philadelphia Eagles at Dallas Cowboys.....7:30 p.m.

THIRD WEEKEND

SUNDAY, SEPTEMBER 21

Kansas City Chiefs at Atlanta Falcons1:00 p.m.

Oakland Raiders at Buffalo Bills.....1:00 p.m.

Tampa Bay Buccaneers at Chicago Bears1:00 p.m.

Carolina Panthers at Minnesota Vikings1:00 p.m.

Miami Dolphins at New England Patriots.....1:00 p.m.

Cincinnati Bengals at N.Y. Giants.....1:00 p.m.

Houston Texans at Tennessee Titans.....1:00 p.m.

Arizona Cardinals at Washington Redskins ..1:00 p.m.

New Orleans Saints at Denver Broncos2:05 p.m.

Detroit Lions at San Francisco 49ers1:05 p.m.

St. Louis Rams at Seattle Seahawks1:05 p.m.

Cleveland Browns at Baltimore Ravens4:15 p.m.

Jacksonville Jaguars at Indianapolis Colts4:15 p.m.

Pittsburgh Steelers at Philadelphia Eagles4:15 p.m.

Dallas Cowboys at Green Bay Packers.....7:15 p.m.

MONDAY, SEPTEMBER 22

N.Y. Jets at San Diego Chargers5:30 p.m.

FOURTH WEEKEND

SUNDAY, SEPTEMBER 28

(Byes: Detroit, Indianapolis, Miami, New England, N.Y. Giants, Seattle)

Atlanta Falcons at Carolina Panthers.....1:00 p.m.

Cleveland Browns at Cincinnati Bengals.....1:00 p.m.

Houston Texans at Jacksonville Jaguars1:00 p.m.

Denver Broncos at Kansas City Chiefs1:00 p.m.

San Francisco 49ers at New Orleans Saints..1:00 p.m.

Arizona Cardinals at N.Y. Jets1:00 p.m.

Green Bay Packers at Tampa Bay Buccaneers..1:00 p.m.

Minnesota Vikings at Tennessee Titans.....1:00 p.m.

San Diego Chargers at Oakland Raiders.....4:05 p.m.

Buffalo Bills at St. Louis Rams4:05 p.m.

Washington Redskins at Dallas Cowboys4:15 p.m.

Philadelphia Eagles at Chicago Bears8:15 p.m.

MONDAY, SEPTEMBER 29

Baltimore Ravens at Pittsburgh Steelers.....8:30 p.m.

FIFTH WEEKEND

SUNDAY, OCTOBER 5

(Byes: Cleveland, N.Y. Jets, St. Louis, Oakland)

Tennessee Titans at Baltimore Ravens.....1:00 p.m.

Kansas City Chiefs at Carolina Panthers1:00 p.m.

Chicago Bears at Detroit Lions.....1:00 p.m.

Atlanta Falcons at Green Bay Packers1:00 p.m.

Indianapolis Colts at Houston Texans1:00 p.m.

San Diego Chargers at Miami Dolphins.....1:00 p.m.

Seattle Seahawks at N.Y. Giants1:00 p.m.



CLEVELAND BROWNS 2008 MEDIA GUIDE

Washington Redskins at Philadelphia Eagles..1:00 p.m.
 Tampa Bay Buccaneers at Denver Broncos...4:05 p.m.
 Buffalo Bills at Arizona Cardinals.....4:15 p.m.
 Cincinnati Bengals at Dallas Cowboys.....4:15 p.m.
 New England Patriots at San Francisco 49ers..4:15 p.m.
 Pittsburgh Steelers at Jacksonville Jaguars ..8:15 p.m.

MONDAY, OCTOBER 6

Minnesota Vikings at New Orleans Saints.....8:30 p.m.

SIXTH WEEKEND

SUNDAY, OCTOBER 12

(Byes: Buffalo, Kansas City, Pittsburgh, Tennessee)
 Chicago Bears at Atlanta Falcons1:00 p.m.
 Miami Dolphins at Houston Texans.....1:00 p.m.
 Baltimore Ravens at Indianapolis Colts.....1:00 p.m.
 Detroit Lions at Minnesota Vikings.....1:00 p.m.
 Oakland Raiders at New Orleans Saints1:00 p.m.
 Cincinnati Bengals at N.Y. Jets.....1:00 p.m.
 Carolina Panthers at Tampa Bay Buccaneers 1:00 p.m.
 St. Louis Rams at Washington Redskins.....1:00 p.m.
 Jacksonville Jaguars at Denver Broncos4:05 p.m.
 Dallas Cowboys at Arizona Cardinals.....4:15 p.m.
 Philadelphia Eagles at San Francisco 49ers..4:15 p.m.
 Green Bay Packers at Seattle Seahawks4:15 p.m.
 New England Patriots at San Diego Chargers .8:15 p.m.

MONDAY, OCTOBER 13

N.Y. Giants at Cleveland Browns.....8:30 p.m.

SEVENTH WEEKEND

SUNDAY, OCTOBER 19

(Byes: Arizona, Atlanta, Jacksonville, Philadelphia)
 San Diego Chargers at Buffalo Bills1:00 p.m.
 New Orleans Saints at Carolina Panthers1:00 p.m.
 Minnesota Vikings at Chicago Bears1:00 p.m.
 Pittsburgh Steelers at Cincinnati Bengals.....1:00 p.m.
 Tennessee Titans at Kansas City Chiefs.....1:00 p.m.
 Baltimore Ravens at Miami Dolphins.....1:00 p.m.
 San Francisco 49ers at N.Y. Giants.....1:00 p.m.
 Dallas Cowboys at St. Louis Rams1:00 p.m.
 Detroit Lions at Houston Texans.....4:05 p.m.
 Indianapolis Colts at Green Bay Packers.....4:15 p.m.
 N.Y. Jets at Oakland Raiders4:15 p.m.
 Cleveland Browns at Washington Redskins...4:15 p.m.
 Seattle Seahawks at Tampa Bay Buccaneers ..8:15 p.m.

MONDAY, OCTOBER 20

Denver Broncos at New England Patriots.....8:30 p.m.

EIGHTH WEEKEND

SUNDAY, OCTOBER 26

(Byes: Chicago, Cincinnati, Denver, Green Bay, Houston, Minnesota)
 Oakland Raiders at Baltimore Ravens1:00 p.m.
 Arizona Cardinals at Carolina Panthers.....1:00 p.m.
 Tampa Bay Buccaneers at Dallas Cowboys...1:00 p.m.
 Washington Redskins at Detroit Lions.....1:00 p.m.
 Buffalo Bills at Miami Dolphins.....1:00 p.m.
 St. Louis Rams at New England Patriots.....1:00 p.m.
 San Diego Chargers at New Orleans Saints (London) 1:00 p.m.
 Kansas City Chiefs at N.Y. Jets.....1:00 p.m.
 Atlanta Falcons at Philadelphia Eagles.....1:00 p.m.
 Cleveland Browns at Jacksonville Jaguars...4:05 p.m.
 N.Y. Giants at Pittsburgh Steelers.....4:15 p.m.
 Seattle Seahawks at San Francisco 49ers.....4:15 p.m.

MONDAY, OCTOBER 27

Indianapolis Colts at Tennessee Titans.....8:30 p.m.

NINTH WEEKEND

SUNDAY, NOVEMBER 2

(Byes: Carolina, New Orleans, San Diego, San Francisco)
 N.Y. Jets at Buffalo Bills.....1:00 p.m.
 Detroit Lions at Chicago Bears.....1:00 p.m.
 Jacksonville Jaguars at Cincinnati Bengals...1:00 p.m.
 Baltimore Ravens at Cleveland Browns.....1:00 p.m.
 Tampa Bay Buccaneers at Kansas City Chiefs..1:00 p.m.
 Houston Texans at Minnesota Vikings1:00 p.m.
 Arizona Cardinals at St. Louis Rams1:00 p.m.
 Green Bay Packers at Tennessee Titans1:00 p.m.
 Miami Dolphins at Denver Broncos.....4:05 p.m.
 Dallas Cowboys at N.Y. Giants.....4:15 p.m.
 Atlanta Falcons at Oakland Raiders.....4:15 p.m.
 Philadelphia Eagles at Seattle Seahawks.....4:15 p.m.
 New England Patriots at Indianapolis Colts...8:15 p.m.

MONDAY, NOVEMBER 3

Pittsburgh Steelers at Washington Redskins 8:30 p.m.

TENTH WEEKEND

THURSDAY, NOVEMBER 6

(Byes: Baltimore, Dallas, Tampa Bay, Washington)
 Denver Broncos at Cleveland Browns8:15 p.m.

SUNDAY, NOVEMBER 9

New Orleans Saints at Atlanta Falcons1:00 p.m.
 Tennessee Titans at Chicago Bears.....1:00 p.m.
 Jacksonville Jaguars at Detroit Lions.....1:00 p.m.
 Cincinnati Bengals at Houston Texans1:00 p.m.
 Seattle Seahawks at Miami Dolphins1:00 p.m.
 Green Bay Packers at Minnesota Vikings.....1:00 p.m.
 Buffalo Bills at New England Patriots.....1:00 p.m.
 St. Louis Rams at N.Y. Jets1:00 p.m.
 Carolina Panthers at Oakland Raiders4:05 p.m.
 Indianapolis Colts at Pittsburgh Steelers4:15 p.m.
 Kansas City Chiefs at San Diego Chargers ..4:15 p.m.
 N.Y. Giants at Philadelphia Eagles.....8:15 p.m.

MONDAY, NOVEMBER 10

San Francisco 49ers at Arizona Cardinals.....8:30 p.m.

ELEVENTH WEEKEND

THURSDAY, NOVEMBER 13

N.Y. Jets at New England Patriots8:15 p.m.

SUNDAY, NOVEMBER 16

Denver Broncos at Atlanta Falcons.....1:00 p.m.
 Detroit Lions at Carolina Panthers.....1:00 p.m.
 Philadelphia Eagles at Cincinnati Bengals1:00 p.m.
 Chicago Bears at Green Bay Packers.....1:00 p.m.
 Houston Texans at Indianapolis Colts1:00 p.m.
 Tennessee Titans at Jacksonville Jaguars.....1:00 p.m.
 New Orleans Saints at Kansas City Chiefs.....1:00 p.m.
 Oakland Raiders at Miami Dolphins1:00 p.m.
 Baltimore Ravens at N.Y. Giants1:00 p.m.
 Minnesota Vikings at Tampa Bay Buccaneers ..1:00 p.m.
 St. Louis Rams at San Francisco 49ers4:05 p.m.
 Arizona Cardinals at Seattle Seahawks4:05 p.m.
 San Diego Chargers at Pittsburgh Steelers...4:15 p.m.
 Dallas Cowboys at Washington Redskins * ..8:15 p.m.

MONDAY, NOVEMBER 17

Cleveland Browns at Buffalo Bills.....8:30 p.m.

TWELFTH WEEKEND

THURSDAY, NOVEMBER 20

Cincinnati Bengals at Pittsburgh Steelers8:15 p.m.



SUNDAY, NOVEMBER 23

Carolina Panthers at Atlanta Falcons.....	1:00 p.m.
Philadelphia Eagles at Baltimore Ravens.....	1:00 p.m.
Houston Texans at Cleveland Browns.....	1:00 p.m.
San Francisco 49ers at Dallas Cowboys.....	1:00 p.m.
Tampa Bay Buccaneers at Detroit Lions.....	1:00 p.m.
Minnesota Vikings at Jacksonville Jaguars ..	1:00 p.m.
Buffalo Bills at Kansas City Chiefs	1:00 p.m.
New England Patriots at Miami Dolphins	1:00 p.m.
Chicago Bears at St. Louis Rams	1:00 p.m.
N.Y. Jets at Tennessee Titans	1:00 p.m.
Oakland Raiders at Denver Broncos	4:05 p.m.
N.Y. Giants at Arizona Cardinals	4:15 p.m.
Washington Redskins at Seattle Seahawks ..	4:15 p.m.
Indianapolis Colts at San Diego Chargers *	8:15 p.m.

MONDAY, NOVEMBER 24

Green Bay Packers at New Orleans Saints	8:30 p.m.
---	-----------

* Sunday night games subject to change

THIRTEENTH WEEKEND**THURSDAY, NOVEMBER 27**

Tennessee Titans at Detroit Lions	12:30 p.m.
Seattle Seahawks at Dallas Cowboys.....	4:15 p.m.
Arizona Cardinals at Philadelphia Eagles.....	8:15 p.m.

SUNDAY, NOVEMBER 30

San Francisco 49ers at Buffalo Bills	1:00 p.m.
Baltimore Ravens at Cincinnati Bengals	1:00 p.m.
Indianapolis Colts at Cleveland Browns.....	1:00 p.m.
Carolina Panthers at Green Bay Packers.....	1:00 p.m.
Denver Broncos at N.Y. Jets.....	1:00 p.m.
Miami Dolphins at St. Louis Rams	1:00 p.m.
New Orleans Saints at Tampa Bay Buccaneers.	1:00 p.m.
N.Y. Giants at Washington Redskins.....	1:00 p.m.
Atlanta Falcons at San Diego Chargers.....	4:05 p.m.
Pittsburgh Steelers at New England Patriots.	4:15 p.m.
Kansas City Chiefs at Oakland Raiders.....	4:15 p.m.
Chicago Bears at Minnesota Vikings *	8:15 p.m.

MONDAY, DECEMBER 1

Jacksonville Jaguars at Houston Texans	8:30 p.m.
--	-----------

FOURTEENTH WEEKEND**THURSDAY, DECEMBER 4**

Oakland Raiders at San Diego Chargers	8:15 p.m.
---	-----------

SUNDAY, DECEMBER 7

Washington Redskins at Baltimore Ravens ..	1:00 p.m.
Jacksonville Jaguars at Chicago Bears	1:00 p.m.
Minnesota Vikings at Detroit Lions.....	1:00 p.m.
Houston Texans at Green Bay Packers	1:00 p.m.
Cincinnati Bengals at Indianapolis Colts	1:00 p.m.
Atlanta Falcons at New Orleans Saints	1:00 p.m.
Philadelphia Eagles at N.Y. Giants	1:00 p.m.
Cleveland Browns at Tennessee Titans	1:00 p.m.
Miami Dolphins at Buffalo Bills (Toronto).....	4:05 p.m.
Kansas City Chiefs at Denver Broncos	4:05 p.m.
N.Y. Jets at San Francisco 49ers	4:05 p.m.
St. Louis Rams at Arizona Cardinals	4:15 p.m.
Dallas Cowboys at Pittsburgh Steelers	4:15 p.m.
New England Patriots at Seattle Seahawks *	8:15 p.m.

MONDAY, DECEMBER 8

Tampa Bay Buccaneers at Carolina Panthers	8:30 p.m.
---	-----------

* Sunday night games subject to change

FIFTEENTH WEEKEND**THURSDAY, DECEMBER 11**

New Orleans Saints at Chicago Bears.....	8:15 p.m.
--	-----------

SUNDAY, DECEMBER 14

Tampa Bay Buccaneers at Atlanta Falcons	1:00 p.m.
Pittsburgh Steelers at Baltimore Ravens.....	1:00 p.m.
Denver Broncos at Carolina Panthers.....	1:00 p.m.
Washington Redskins at Cincinnati Bengals..	1:00 p.m.
Tennessee Titans at Houston Texans.....	1:00 p.m.
Detroit Lions at Indianapolis Colts.....	1:00 p.m.
Green Bay Packers at Jacksonville Jaguars..	1:00 p.m.
San Diego Chargers at Kansas City Chiefs	1:00 p.m.
San Francisco 49ers at Miami Dolphins.....	1:00 p.m.
Buffalo Bills at N.Y. Jets.....	1:00 p.m.
Seattle Seahawks at St. Louis Rams	1:00 p.m.
Minnesota Vikings at Arizona Cardinals.....	4:05 p.m.
New England Patriots at Oakland Raiders	4:15 p.m.
N.Y. Giants at Dallas Cowboys *	8:15 p.m.

MONDAY, DECEMBER 15

Cleveland Browns at Philadelphia Eagles	8:30 p.m.
---	-----------

SIXTEENTH WEEKEND**THURSDAY, DECEMBER 18**

Indianapolis Colts at Jacksonville Jaguars	8:15 p.m.
--	-----------

SATURDAY, DECEMBER 20

Baltimore Ravens at Dallas Cowboys.....	8:15 p.m.
---	-----------

SUNDAY, DECEMBER 21

Cincinnati Bengals at Cleveland Browns.....	1:00 p.m.
New Orleans Saints at Detroit Lions	1:00 p.m.
Miami Dolphins at Kansas City Chiefs	1:00 p.m.
Atlanta Falcons at Minnesota Vikings	1:00 p.m.
Arizona Cardinals at New England Patriots...	1:00 p.m.
Carolina Panthers at N.Y. Giants	1:00 p.m.
San Francisco 49ers at St. Louis Rams	1:00 p.m.
Pittsburgh Steelers at Tennessee Titans.....	1:00 p.m.
Philadelphia Eagles at Washington Redskins ..	1:00 p.m.
Buffalo Bills at Denver Broncos	4:05 p.m.
Houston Texans at Oakland Raiders	4:05 p.m.
N.Y. Jets at Seattle Seahawks	4:05 p.m.
San Diego Chargers at Tampa Bay Buccaneers *	8:15 p.m.

MONDAY, DECEMBER 22

Green Bay Packers at Chicago Bears.....	8:30 p.m.
---	-----------

* Sunday night games subject to change

SEVENTEENTH WEEKEND**SUNDAY, DECEMBER 28**

St. Louis Rams at Atlanta Falcons	1:00 p.m.
Jacksonville Jaguars at Baltimore Ravens....	1:00 p.m.
New England Patriots at Buffalo Bills.....	1:00 p.m.
Kansas City Chiefs at Cincinnati Bengals.....	1:00 p.m.
Detroit Lions at Green Bay Packers	1:00 p.m.
Chicago Bears at Houston Texans	1:00 p.m.
Tennessee Titans at Indianapolis Colts.....	1:00 p.m.
N.Y. Giants at Minnesota Vikings	1:00 p.m.
Carolina Panthers at New Orleans Saints	1:00 p.m.
Miami Dolphins at N.Y. Jets	1:00 p.m.
Dallas Cowboys at Philadelphia Eagles.....	1:00 p.m.
Cleveland Browns at Pittsburgh Steelers.....	1:00 p.m.
Oakland Raiders at Tampa Bay Buccaneers..	1:00 p.m.
Seattle Seahawks at Arizona Cardinals.....	4:15 p.m.
Denver Broncos at San Diego Chargers.....	4:15 p.m.
Washington Redskins at San Francisco 49ers ..	4:15 p.m.

* Sunday night game in week 17 tbd



CLEVELAND BROWNS MEDIA GUIDELINES

Training Camp: Credentials for training camp are issued by the Browns' public relations office. Those outlets not covering the club on a daily basis must contact the public relations office one day prior to arrival. ALL media are required to show a photo ID and sign in before attending practice. Credentials must be worn at all times.

Reporters and photographers accredited for camp are requested to remain within designated areas on the perimeter of the fields. No media members will be allowed in the areas between the two practice fields. Photographers and videographers are requested to stand 10 yards off the sidelines. Camera equipment must be attended to at all times. **CAMERA TRIPODS ARE NOT ALLOWED ON THE PRACTICE FIELDS.** Any member of the media wishing to interview a Browns' assistant coach must first receive clearance from the club's public relations department. Please notify anyone on the public relations staff of these requests as soon as possible to ensure your needs can be facilitated. Head Coach Romeo Crennel will address the media at the conclusion of the first practice each day.

Regular Season: Only local media will be allowed to attend regular season practices. Reporters and photographers are requested to remain within designated areas on the perimeter of the fields. No media members will be allowed in the areas between the two practice fields. Photographers and videographers are requested to stand 10 yards off the sidelines. Camera equipment must be attended to at all times. **CAMERA TRIPODS ARE NOT ALLOWED ON THE PRACTICE FIELDS.** The Browns locker room will be open for player interviews on Monday, Wednesday, Thursday and Friday. Any member of the media wishing to interview a Browns' assistant coach must first receive clearance from the club's public relations department. Please notify anyone on the public relations staff of these requests as soon as possible to ensure your needs can be facilitated. Head Coach Romeo Crennel will hold a weekly news conference each Monday and will be available to the media on Wednesday, Thursday and Friday. There will be no interviews granted on Saturdays during the season except for network TV.



Bill Bonsiewicz
Vice President,
Communications



Ken Mather
Director, Media
Information



Amy Patcic
Director,
Communications

CLEVELAND BROWNS STADIUM MEDIA GUIDELINES

Booths: Radio and television broadcast booths are located to the east of the working press area on the same level.

Dark Rooms: Dark rooms are located in the Northwest corridor on the service level.

Entry: The media entrance is located on the North side of the Stadium off Erieside Avenue, across from the Port Authority Parking lots.

Locker Room Access: Both team locker rooms will be open to press bearing the proper credentials following the NFL-mandated 10-12 minute cooling-off period. The media elevator will transport members of the press that wish to visit the locker room with five minutes remaining in the fourth quarter. To reach either locker room from the press box, simply take the elevators to the Service/Locker Room Level and follow signs or ask for directions from Guest Services staff to home and visitor locker rooms.

Media Relations: The Cleveland Browns Communications staff will be located at the East end of the working press box. The Communications staff will also have an office in the press box, located behind the seating on the South side of the working press box area.

Media Room (Field Level): The media room, which will serve meals to sideline media prior to the game and at halftime, is located adjacent to the television truck parking area. Flip cards, releases and game statistics will also be distributed to sideline media from this room.

Parking: Members of the media that obtain parking passes will find parking on the North side of the Stadium. Only media members with properly displayed parking passes will be allowed in the media lot.

Press Box: The Cleveland Browns Stadium Press Box houses both print and electronic media on the same level. Upon exiting the media elevator, follow directions to the press box and dining area.

Pre-game Meals: Pre-game meals will be served buffet style in the spacious press box dining area. While dining, guests may keep up with all of the game action around the National Football League through television monitors mounted above the working area of the press box that display replays, statistics, scores and action from around the league.

Post-Game Interview Areas: Following the conclusion of the game, the head coach for each team will address the media from designated interview areas.

Statistics and Materials: Statistics will be distributed to each seat throughout the game and full play-by-plays will be available approximately 20 minutes following the conclusion of each contest. The Browns media relations staff will distribute all statistics and material from the copy room located in the Media Room behind the working press box area.

Will Call: Members of the media needing to pick up their passes at the game will find the media will-call booth located on the North side of the Stadium and the press gate entrance is located at the Northwest corner of Cleveland Browns Stadium.





Get Browns Rewards that Give You the Whole Ten Yards.

Introducing the Cleveland Browns Visa® credit card with Extra Points™ rewards.

Use the new Cleveland Browns Extra Points Visa credit card everywhere you shop and earn points toward team merchandise, autographed memorabilia, and VIP experiences like pre-game sideline passes. You live it. You breathe it. Why not get rewarded for it — with the Cleveland Browns Extra Points Visa credit card.

Visit
BrownsExtraPoints.com
to apply today!

For information about rates, fees, other costs and benefits associated with the use of this card, or to apply, you may contact FIA Card Services by calling 1-800-545-7899 or writing to P.O. Box 15020, Wilmington, DE 19850. TTY users, call 1-866-247-3249. The National Football League Extra Points Program and its terms are subject to change and/or termination and are void where prohibited by law. This credit card program is issued and administered by FIA Card Services, N.A. Visa is a registered trademark of Visa International Service Association, and is used by the issuer pursuant to license from Visa U.S.A. Inc. Platinum Plus is a trademark of FIA Card Services, N.A. NFL and related logos are trademarks of the National Football League. "Cleveland Browns", "Browns", and related logos are trademarks of the Cleveland Browns, L.P. Extra Points is a trademark of the National Football League. All other company and product names and logos are the property of others and their use does not imply endorsement of, or an association with, the Extra Points program.



Our commitment to Cleveland runs deep.

2008 CLEVELAND BROWNS MEDIA GUIDE



Cleveland Clinic

Official Healthcare Provider for the Cleveland Browns

Two names people associate most with Cleveland team together for the good of the community. Cleveland Clinic is proud to partner with the Cleveland Browns to extend outreach and charitable services that lead to local improvements everyone can get excited about.

**CLEVELAND
BROWNS**

To find more information visit clevelandclinic.org

